OMEC

Indice analitico
Analytic index ..... pag. 4

Definizione della mano delle porte
Hand of doors definition ..... pag. 25

Istruzioni d'uso
Instructions for use ..... pag. 26

Chiavi grezze ed impianti speciali
Blank keys and special keying systems ..... pag. 29

Cilindri
Cylinders ..... pag. 41

Serrature per profili in alluminio
Locks for aluminium profiles ..... pag. 99

Serrature per profili in ferro
Locks for iron profiles ..... pag. 261

Accessori
Accessories ..... pag. 287

Incontri elettrici
Electric striking plates ..... pag. 299

Contropiastre per serrature
Striking plates for locks ..... pag. 315

Maniglioni antipanico
Panic exit devices ..... pag. 389

- Omec serrature S.p.A. si riserva il diritto di variare in ogni momento e senza preavviso le caratteristiche dei propri prodotti
- Le misure indicate sono espresse in millimetri
- Il peso è indicativo ed è riferito al singolo prodotto confezionato

- Omec Serrature S.p.A. reserves the right to change the characteristics of its products at any moment without any notice
- The measurements are given in millimetres
- Weight is indicative and refers to unit item in the package

Cod.	Pag.	Cod.	Pag.	Cod.	Pag.	Cod.	Pag.
0120 N	290	02219 A	319	02521 X	320	02694 L	354
0140 N	290	02224 X	349	02524 L	321	02694 N	332
01430	296	02226 X	350	02524 X	321	02694 X	374
01430S	296	02321 X	367	02526 L	321	02696 L	354
01431	297	02344 X	367	02526 X	322	02696 N	332
01435	297	02346 X	368	02526XEL	309	02696 X	374
01611 A	318	02346XEL	309	02526XEL60	304	02696XEL	310
01613 A	318	02346XEL60	305	02526XEL61	304	02696XEL60	306
01614 A	318	02346XEL61	305	02526XEL63	304	02696XEL61	306
01615 A	319	02346XEL63	305	02526XEL72	304	02696XEL63	306
01616 A	319	02346XEL72	305	02528 X	322	02696XEL72	306
01619 A	319	02349 X	368	02544 X	322	02698 L	354
02014 A	320	02381 L	350	02546 X	323	02698 N	333
02019 A	320	02381 N	327	02546XEL	309	02781 L	355
02040 A	35	02381 X	369	02546XEL60	304	02786 L	355
02040 B	35	02383 N	327	02546XEL61	304	02794 L	355
02040 L	35	02386 L	350	02546XEL63	304	02796 L	356
02040 N	35	02386 N	327	02546XEL72	304	02798 L	356
02040 R	35	02387 N	328	02549 X	323	02821 L	356
02040 V	35	02394 L	351	02581 N	330	02821 X	379
02121 L	348	02394 N	328	02586 N	330	02844 X	379
02123	90	02394 X	369	02594 N	330	02846 X	380
02123 H	90	02396 L	351	02596 N	331	02846XEL	311
02181 L	348	02396 N	328	02598 N	331	02846XEL60	307
02181 N	325	02396 X	370	02621 X	372	02846XEL61	307
02186 N	325	02396XEL	310	02644 X	372	02846XEL63	307
02187 N	325	02396XEL60	305	02646 X	373	02846XEL72	307
02194 L	348	02396XEL61	305	02646XEL	310	02849 X	380
02194 N	326	02396XEL63	305	02646XEL60	306	02881 L	357
02196 L	349	02396XEL72	305	02646XEL61	306	02881 N	333
02196 N	326	02398 L	351	02646XEL63	306	02881 X	381
02198 L	349	02398 N	329	02646XEL72	306	02886 N	333
02198 N	326	02444 XU	352	02649 X	373	02887 N	334
02211 A	318	02446 XU	352	02681 L	353	02894 L	357
02213 A	318	02481 N	329	02681 N	331	02894 N	334
02214 A	318	02486 N	329	02681 X	375	02894 X	381
02215 A	319	02494 XU	352	02686 L	353	02896 L	357
02216 A	319	02496 XU	353	02686 N	332	02896 N	334

Codici e articoli nuovi indicati in rosso - New codes and new items written in red

Indice analitico
Analytic index

Cod.	Pag.
02896 X	382
02896XEL	311
02896XEL60	307
02896XEL61	307
02896XEL63	307
02896XEL72	307
02898 L	358
02898 N	335
02981 N	335
02986 N	335
02994 N	336
02996 N	336
02998 N	336
03021 X	384
03044 X	384
03046 X	385
03046XEL	311
03046XEL60	308
03046XEL61	308
03046XEL63	308
03046XEL72	308
03049 X	385
03081 X	386
03094 X	386
03096 X	387
03096XEL	312
03096XEL60	308
03096XEL61	308
03096XEL63	308
03096XEL72	308
03181 L	358
03186 L	358
03194 L	359
03196 L	359
03198 L	359
03281 N	337
03286 N	337
03294 N	337

Cod.	Pag.
03296 N	338
03298 N	338
033	291
03381 L	360
03386 L	360
03394 L	360
03396 L	361
03398 L	361
034	291
03581 N	338
03586 N	339
037	291
0370	296
0371	297
03781 N	339
03783 N	339
038	291
0380	296
0385	296
0390	296
0395	296
04051 N	340
04053 N	340
04056 N	340
04057 N	341
04061 A	361
04061 N	341
04063 A	362
04063 N	341
04066 N	342
04067 N	342
04094 N	342
04096 N	343
04098 N	343
0440 N	290
0441 N	290
04481 L	362
04486 L	362

Cod.	Pag.
04494 L	363
04496 L	363
04498 L	363
048	291
050	291
05051 N	343
05056 N	344
05061 A	364
05061 N	344
05063 A	364
05063 N	344
05066 N	345
05067 N	345
05094 N	345
05096 N	346
05098 N	346
0535	297
058	291
059	291
0590 A	290
0590 N	290
05930	296
05931	297
05935	297
060	313
061	313
0623 N	297
0624 N	297
0625 N	298
0626 N	298
063	313
0630 T	293
0633 N	298
0661	294
0661/F22	294
0661S	294
0661S/F16	294
0661S/F22	294

Cod.	Pag.
0662	294
0662/F22	294
0670	194
0670 E	194
0671	194
0671 E	194
0673	194
0674	195
0674 E	195
0675	195
0676	195
067D08	286
067D10	286
067D12	286
067D14	286
067M8	286
0680	196
0680/F22	196
0680S	200
0680S/F16	200
0680S/F22	200
0681	196
0681/F22	196
0681S	200
0681S/F16	200
0681S/F22	200
0682	196
0682/F22	196
0682S	200
0682S/F16	200
0682S/F22	200
0684	197
0684/F22	197
0689	197
0689/F22	197
0689S	201
0689S/F16	201
0689S/F22	201

Codici e articoli nuovi indicati in rosso - New codes and new items written in red

Cod.	Pag.
0690	198
0690/F22	198
0691	198
0691/F22	198
0692	198
0692/F22	198
0694	199
0694/F22	199
0699	199
0699/F22	199
072	313
0720 N	298
0721 N	298
0730 N	298
0731 N	298
0740 N	376
0741 N	376
0742 N	376
0743 N	377
0744 N	377
0745 N	377
0761	294
0761/F22	294
0761S	295
0761S/F16	295
0761S/F22	295
0766S	295
0766S/F16	295
0766S/F22	295
0770S	206
0770S/F16	206
0770S/F22	206
0771S	206
0771S/F16	206
0771S/F22	206
0772S	206
0772S/F16	206
0772S/F22	206

Cod.	Pag.
0779S	207
0779S/F16	207
0779S/F22	207
0780	202
0780/F22	202
0780S	204
0780S/F16	204
0780S/F22	204
0781	202
0781/F22	202
0781S	204
0781S/F16	204
0781S/F22	204
0782	202
0782/F22	202
0782S	204
0782S/F16	204
0782S/F22	204
0784	203
0784/F22	203
0789	203
0789/F22	203
0789S	205
0789S/F16	205
0789S/F22	205
100120	149
100121	151
100125	150
100130	149
100131	151
100135	150
100140	149
100141	151
100145	150
100150	149
100151	151
100155	150
100160	149

Cod.	Pag.
100161	151
100165	150
103/04 DX	32
103/04 SX	32
103/05 DX	32
103/05 DX A	32
103/05 DX B	32
103/05 DX N	32
103/05 DX R	32
103/05 DX V	32
103/05 SX	32
105/03 DX	33
105/03 SX	33
105/04 DX	33
105/04 SX	33
105/05 DX	33
105/05 SX	33
11061/5 M8	281
11071/5 M8	281
11081/5 M8	281
11140	119
11140/F22	119
11141	120
11141/F22	120
11145	121
11145/F22	121
11170	122
11170/F22	122
11171	123
11171/F22	123
11175	124
11175/F22	124
1160	212
1161	213
1161/2	279
1165	214
1166	215
1167	231

Cod.	Pag.
1168	232
1170	212
1171	213
1171/2	279
1175	214
1176	215
1177	231
1178	232
1180	212
1181	213
1181/2	279
1185	214
1186	215
1187	231
1188	232
120/01	60
120/01 H	61
120/02	60
120/02 H	61
120/03	60
120/03 H	61
120/04	60
120/04 H	61
120/05	60
120/05 H	61
120/06	60
120/06 H	61
120/07	60
120/07 H	61
120/08	60
120/08 H	61
120/09	60
120/09 H	61
120/10	60
120/10 H	61
120/11	60
120/11 H	61
120/12	60

Codici e articoli nuovi indicati in rosso - New codes and new items written in red

Indice analitico
Analytic index

Cod.	Pag.
120/12 H	61
120/13	60
120/13 H	61
120/14	60
120/14 H	61
120/15	60
120/15 H	61
120/16	60
120/16 H	61
120/17	60
120/17 H	61
120/18	60
120/18 H	61
120/19	60
120/19 H	61
120/20	60
120/20 H	61
120/21	60
120/21 H	61
120/22	60
120/22 H	61
120/23	60
120/23 H	61
120/24	60
120/24 H	61
120/25	60
120/25 H	61
120/26	60
120/26 H	61
120/27	60
120/27 H	61
120/28	60
120/28 H	61
120/29	60
120/29 H	61
120/30	60
120/30 H	61
120/31	60

Cod.	Pag.
120/31 H	61
120/32	60
120/32 H	61
120/33	60
120/33 H	61
120/34	60
120/34 H	61
120/35	60
120/35 H	61
120/36	60
120/36 H	61
120/37	60
120/37 H	61
120/38	60
120/38 H	61
120/39	60
120/39 H	61
120/40	60
120/40 H	61
120/41	60
120/41 H	61
120/42	60
120/42 H	61
121/01	62
121/01 H	62
121/02	62
121/02 H	62
121/03	62
121/03 H	62
121/04	62
121/04 H	62
121/05	62
121/05 H	62
121/07	62
121/07 H	62
121/12	62
121/12 H	62
121/13	62

Cod.	Pag.
121/13 H	62
121/24	62
121/24 H	62
121/26	62
121/26 H	62
123/03	63
123/03 H	63
123/03B	64
123/03B H	64
123/04	63
123/04 H	63
123/04B	64
123/04B H	64
123/05	63
123/05 H	63
123/05B	64
123/05B H	64
123/06	63
123/06 H	63
123/06B	64
123/06B H	64
123/07	63
123/07 H	63
123/07B	64
123/07B H	64
123/08	63
123/08 H	63
123/08B	64
123/08B H	64
123/09	63
123/09 H	63
123/09B	64
123/09B H	64
123/10	63
123/10 H	63
123/10B	64
123/10B H	64
123/11	63

Cod.	Pag.
123/11 H	63
123/11B	64
123/11B H	64
123/12	63
123/12 H	63
123/12B	64
123/12B H	64
124/03	65
124/03 H	65
124/03B	66
124/03B H	66
124/04	65
124/04 H	65
124/04B	66
124/04B H	66
124/05	65
124/05 H	65
124/05B	66
124/05B H	66
124/07	65
124/07 H	65
124/07B	66
124/07B H	66
124/26B H	66
125/03	67
125/03 H	67
125/03B	68
125/03B H	68
125/04	67
125/04 H	67
125/04B	68
125/04B H	68
125/05	67
125/05 H	67
125/05B	68
125/05B H	68
125/07	67
125/07 H	67

Codici e articoli nuovi indicati in rosso - New codes and new items written in red

Cod.	Pag.
125/07B	68
125/07B H	68
1260	216
1260/5 M8	282
1261	217
1261/5 M8	283
1265	218
1266	219
1267	233
1268	234
1270	216
1270/5 M8	282
1271	217
1271/5 M8	283
1275	218
1276	219
1277	233
1278	234
1280	216
1280/5 M8	282
1281	217
1281/5 M8	283
1285	218
1286	219
1287	233
1288	234
1300.20.16	149
1300.20.22	149
1300.20.25	149
1300.25.16	149
1300.25.22	149
1300.25.25	149
1300.30.16	149
1300.30.22	149
1300.30.25	149
1300.35.16	149
1300.35.22	149
1300.35.25	149

Cod.	Pag.
1300.40.16	149
1300.40.22	149
1300.40.25	149
1301.20.16	151
1301.20.22	151
1301.20.25	151
1301.25.16	151
1301.25.22	151
1301.25.25	151
1301.30.16	151
1301.30.22	151
1301.30.25	151
1301.35.16	151
1301.35.22	151
1301.35.25	151
1301.40.16	151
1301.40.22	151
1301.40.25	151
1305.20.16	150
1305.20.22	150
1305.20.25	150
1305.25.16	150
1305.25.22	150
1305.25.25	150
1305.30.16	150
1305.30.22	150
1305.30.25	150
1305.35.16	150
1305.35.22	150
1305.35.25	150
1305.40.16	150
1305.40.22	150
1305.40.25	150
140/02	45
140/02 H	46
140/03	45
140/03 H	46
140/04	45

Cod.	Pag.
140/04 H	46
140/05	45
140/05 H	46
140/06	45
140/06 H	46
140/07	45
140/07 H	46
140/08	45
140/08 H	46
140/09	45
140/09 H	46
140/10	45
140/10 H	46
140/11	45
140/11 H	46
140/12	45
140/12 H	46
140/13	45
140/13 H	46
140/14	45
140/14 H	46
140/15	45
140/15 H	46
140/16	45
140/16 H	46
140/17	45
140/17 H	46
140/18	45
140/18 H	46
140/19	45
140/19 H	46
140/20	45
140/20 H	46
140/21	45
140/21 H	46
1400.25.22	154
1400.25.25	154
1400.30.22	154

Cod.	Pag.
1400.30.25	154
1400.35.22	154
1400.35.25	154
1400S.25.16	164
1400S.25.22	164
1400S.25.25	164
1400S.30.16	164
1400S.30.22	164
1400S.30.25	164
1400S.35.16	164
1400S.35.22	164
1400S.35.25	164
1401.25.22	155
1401.25.25	155
1401.30.22	155
1401.30.25	155
1401.35.22	155
1401.35.25	155
1401S.25.16	165
1401S.25.22	165
1401S.25.25	165
1401S.30.16	165
1401S.30.22	165
1401S.30.25	165
1401S.35.16	165
1401S.35.22	165
1401S.35.25	165
1405.25.22	156
1405.25.25	156
1405.30.22	156
1405.30.25	156
1405.35.22	156
1405.35.25	156
1405S.25.16	166
1405S.25.22	166
1405S.25.25	166
1405S.30.16	166
1405S.30.22	166

Codici e articoli nuovi indicati in rosso - New codes and new items written in red

Cod.	Pag.
1405S.30.25	166
1405S.35.16	166
1405S.35.22	166
1405S.35.25	166
1406.25.22	157
1406.25.25	157
1406.30.22	157
1406.30.25	157
1406.35.22	157
1406.35.25	157
1408.25.22	172
1408.25.25	172
1408.30.22	172
1408.30.25	172
1408.35.22	172
1408.35.25	172
1408Q.25.22	171
1408Q.25.25	171
1408Q.30.22	171
1408Q.30.25	171
1408Q.35.22	171
1408Q.35.25	171
1409.25.22	173
1409.25.25	173
1409.30.22	173
1409.30.25	173
1409.35.22	173
1409.35.25	173
1409Q.25.22	174
1409Q.25.25	174
1409Q.30.22	174
1409Q.30.25	174
1409Q.35.22	174
1409Q.35.25	174
141/03	47
141/03 H	47
141/05	47
141/05 H	47

Cod.	Pag.
141/07	47
141/07 H	47
1410.25.22	158
1410.25.25	158
1410.30.22	158
1410.30.25	158
1410.35.22	158
1410.35.25	158
1410S.25.16	167
1410S.25.22	167
1410S.25.25	167
1410S.30.16	167
1410S.30.22	167
1410S.30.25	167
1410S.35.16	167
1410S.35.22	167
1410S.35.25	167
1411.25.22	159
1411.25.25	159
1411.30.22	159
1411.30.25	159
1411.35.22	159
1411.35.25	159
1411S.25.16	168
1411S.25.22	168
1411S.25.25	168
1411S.30.16	168
1411S.30.22	168
1411S.30.25	168
1411S.35.16	168
1411S.35.22	168
1411S.35.25	168
1412.25.22	162
1412.25.25	162
1412.30.22	162
1412.30.25	162
1412.35.22	162
1412.35.25	162

Cod.	Pag.
1412S.25.16	170
1412S.25.22	170
1412S.25.25	170
1412S.30.16	170
1412S.30.22	170
1412S.30.25	170
1412S.35.16	170
1412S.35.22	170
1412S.35.25	170
1415.25.22	160
1415.25.25	160
1415.30.22	160
1415.30.25	160
1415.35.22	160
1415.35.25	160
1415S.25.16	169
1415S.25.22	169
1415S.25.25	169
1415S.30.16	169
1415S.30.22	169
1415S.30.25	169
1415S.35.16	169
1415S.35.22	169
1415S.35.25	169
1416.25.22	161
1416.25.25	161
1416.30.22	161
1416.30.25	161
1416.35.22	161
1416.35.25	161
1418.25.22	176
1418.25.25	176
1418.30.22	176
1418.30.25	176
1418.35.22	176
1418.35.25	176
1418Q.25.22	175
1418Q.25.25	175

Cod.	Pag.
1418Q.30.22	175
1418Q.30.25	175
1418Q.35.22	175
1418Q.35.25	175
143/03	48
143/03 H	48
143/03B	49
143/03B H	49
143/04	48
143/04 H	48
143/04B	49
143/04B H	49
143/05	48
143/05 H	48
143/05B	49
143/05B H	49
143/06	48
143/06 H	48
143/06B	49
143/06B H	49
143/07	48
143/07 H	48
143/07B	49
143/07B H	49
143/08	48
143/08 H	48
143/08B	49
143/08B H	49
143/09	48
143/09 H	48
143/09B	49
143/09B H	49
143/10	48
143/10 H	48
143/10B	49
143/10B H	49
143/11	48
143/11 H	48

Cod.	Pag.
143/11B	49
143/11B H	49
143/12	48
143/12 H	48
143/12B	49
143/12B H	49
1430	154
1430/F22	154
1431	155
1431/F22	155
1435	156
1435/F22	156
1436	157
1436/F22	157
1437	171
1437/F22	171
14379	174
14379/F22	174
1438	172
1438/F22	172
1439	173
1439/F22	173
144/03	50
144/03 H	50
144/03B	51
144/03B H	51
144/04	50
144/04 H	50
144/04B	51
144/04B H	51
144/05	50
144/05 H	50
144/05B	51
144/05B H	51
144/07	50
144/07 H	50
144/07B	51
144/07B H	51

Cod.	Pag.
1440	154
1440/F22	154
1441	155
1441/F22	155
1445	156
1445/F22	156
1446	157
1446/F22	157
1447	171
1447/F22	171
14479	174
14479/F22	174
1448	172
1448/F22	172
1449	173
1449/F22	173
1450	154
1450/F22	154
1451	155
1451/F22	155
1455	156
1455/F22	156
1456	157
1456/F22	157
1457	171
1457/F22	171
14579	174
14579/F22	174
1458	172
1458/F22	172
1459	173
1459/F22	173
1460	158
1460/F22	158
1461	159
1461/F22	159
1462	162
1462/F22	162

Cod.	Pag.
1465	160
1465/F22	160
1466 P1	276
1466	161
1466/F22	161
1467	175
1467/F22	175
1468	176
1468/F22	176
1470	158
1470/F22	158
1471	159
1471/F22	159
1472	162
1472/F22	162
1473 EM8	275
1473	274
1475	160
1475/F22	160
1476	161
1476/F22	161
1477	175
1477/F22	175
1478	176
1478/F22	176
1480	158
1480/F22	158
1481	159
1481/F22	159
1482	162
1482/F22	162
1485	160
1485/F22	160
1486	161
1486/F22	161
1487	175
1487/F22	175
1488	176

Cod.	Pag.
1488/F22	176
1490.25.25.M8.E	266
1490.30.25.M8.E	266
1490.35.25.M8.E	266
1491.25.25.M8.E	267
1491.30.25.M8.E	267
1491.35.25.M8.E	267
1491Q.25.25.M8.E	268
1491Q.30.25.M8.E	268
1491Q.35.25.M8.E	268
1492.23.25.M8.E	272
1492.25.25.M8.E	272
1492.30.25.M8.E	272
1492.35.25.M8.E	272
1492Q.25.25.M8.E	273
1492Q.30.25.M8.E	273
1492Q.35.25.M8.E	273
1495.25.25.M8.E	269
1495.30.25.M8.E	269
1495.35.25.M8.E	269
1496.25.25.M8.E	270
1496.30.25.M8.E	270
1496.35.25.M8.E	270
1496Q.25.25.M8.E	271
1496Q.30.25.M8.E	271
1496Q.35.25.M8.E	271
1500.25.PC	212
1500.25.PL	220
1500.25.UC	212
1500.25.UL	220
1500.25.UL.M8	284
1500.30.PC	212
1500.30.PL	220
1500.30.UC	212
1500.30.UL	220
1500.30.UL.M8	284
1500.35.PC	212
1500.35.PL	220

Codici e articoli nuovi indicati in rosso - New codes and new items written in red

Cod.	Pag.
1500.35.UC	212
1500.35.UL	220
1500.35.UL.M8	284
1500S.25.PC	225
1500S.25.PL	228
1500S.25.UC	225
1500S.25.UL	228
1500S.30.PC	225
1500S.30.PL	228
1500S.30.UC	225
1500S.30.UL	228
1500S.35.PC	225
1500S.35.PL	228
1500S.35.UC	225
1500S.35.UL	228
1501.25.PC	213
1501.25.PL	221
1501.25.UC	213
1501.25.UL	221
1501.25.UL.M8	285
1501.30.PC	213
1501.30.PL	221
1501.30.UC	213
1501.30.UL	221
1501.30.UL.M8	285
1501.35.PC	213
1501.35.PL	221
1501.35.UC	213
1501.35.UL	221
1501.35.UL.M8	285
1501S.25.PC	226
1501S.25.PL	229
1501S.25.UC	226
1501S.25.UL	229
1501S.30.PC	226
1501S.30.PL	229
1501S.30.UC	226
1501S.30.UL	229

Cod.	Pag.
1501S.35.PC	226
1501S.35.PL	229
1501S.35.UC	226
1501S.35.UL	229
1505.25.PC	214
1505.25.PL	222
1505.25.UC	214
1505.25.UL	222
1505.30.PC	214
1505.30.PL	222
1505.30.UC	214
1505.30.UL	222
1505.35.PC	214
1505.35.PL	222
1505.35.UC	214
1505.35.UL	222
1505S.25.PC	227
1505S.25.PL	230
1505S.25.UC	227
1505S.25.UL	230
1505S.30.PC	227
1505S.30.PL	230
1505S.30.UC	227
1505S.30.UL	230
1505S.35.PC	227
1505S.35.PL	230
1505S.35.UC	227
1505S.35.UL	230
1506.25.PC	215
1506.25.PL	223
1506.25.UC	215
1506.25.UL	223
1506.30.PC	215
1506.30.PL	223
1506.30.UC	215
1506.30.UL	223
1506.35.PC	215
1506.35.PL	223

Cod.	Pag.
1506.35.UC	215
1506.35.UL	223
1508.25.PC	232
1508.25.PL	236
1508.25.UC	232
1508.25.UL	236
1508.30.PC	232
1508.30.PL	236
1508.30.UC	232
1508.30.UL	236
1508.35.PC	232
1508.35.PL	236
1508.35.UC	232
1508.35.UL	236
1508Q.25.PC	231
1508Q.25.PL	235
1508Q.25.UC	231
1508Q.25.UL	235
1508Q.30.PC	231
1508Q.30.PL	235
1508Q.30.UC	231
1508Q.30.UL	235
1508Q.35.PC	231
1508Q.35.PL	235
1508Q.35.UC	231
1508Q.35.UL	235
1531.25.UC	279
1531.25.UC.M8	280
1531.30.UC	279
1531.30.UC.M8	280
1531.35.UC	279
1531.35.UC.M8	280
1541.25.UC.M8	281
1541.30.UC.M8	281
1541.35.UC.M8	281
1560	212
1561	213
1565	214

Cod.	Pag.
1566	215
1567	231
1568	232
1570	212
1571	213
1575	214
1576	215
1577	231
1578	232
1580	212
1581	213
1585	214
1586	215
1587	231
1588	232
1600.25.22	178
1600.25.25	178
1600.30.22	178
1600.30.25	178
1600.35.22	178
1600.35.25	178
1600.40.22	178
1600.40.25	178
1600S.25.16	185
1600S.25.22	185
1600S.25.25	185
1600S.30.16	185
1600S.30.22	185
1600S.30.25	185
1600S.35.16	185
1600S.35.22	185
1600S.35.25	185
1600S.40.16	185
1600S.40.22	185
1600S.40.25	185
1601.25.22	179
1601.25.25	179
1601.30.22	179

Codici e articoli nuovi indicati in rosso - New codes and new items written in red

Cod.	Pag.
1601.30.25	179
1601.35.22	179
1601.35.25	179
1601.40.22	179
1601.40.25	179
1601S.25.16	186
1601S.25.22	186
1601S.25.25	186
1601S.30.16	186
1601S.30.22	186
1601S.30.25	186
1601S.35.16	186
1601S.35.22	186
1601S.35.25	186
1601S.40.16	186
1601S.40.22	186
1601S.40.25	186
1605.25.22	180
1605.25.25	180
1605.30.22	180
1605.30.25	180
1605.35.22	180
1605.35.25	180
1605.40.22	180
1605.40.25	180
1605S.25.16	187
1605S.25.22	187
1605S.25.25	187
1605S.30.16	187
1605S.30.22	187
1605S.30.25	187
1605S.35.16	187
1605S.35.22	187
1605S.35.25	187
1605S.40.16	187
1605S.40.22	187
1605S.40.25	187
1610.25.22	181

Cod.	Pag.
1610.25.25	181
1610.30.22	181
1610.30.25	181
1610.35.22	181
1610.35.25	181
1610.40.22	181
1610.40.25	181
1610S.25.16	188
1610S.25.22	188
1610S.25.25	188
1610S.30.16	188
1610S.30.22	188
1610S.30.25	188
1610S.35.16	188
1610S.35.22	188
1610S.35.25	188
1610S.40.16	188
1610S.40.22	188
1610S.40.25	188
1611.25.22	182
1611.25.25	182
1611.30.22	182
1611.30.25	182
1611.35.22	182
1611.35.25	182
1611.40.22	182
1611.40.25	182
1611S.25.16	189
1611S.25.22	189
1611S.25.25	189
1611S.30.16	189
1611S.30.22	189
1611S.30.25	189
1611S.35.16	189
1611S.35.22	189
1611S.35.25	189
1611S.40.16	189
1611S.40.22	189

Cod.	Pag.
1611S.40.25	189
1615.25.22	183
1615.25.25	183
1615.30.22	183
1615.30.25	183
1615.35.22	183
1615.35.25	183
1615.40.22	183
1615.40.25	183
1615S.25.16	190
1615S.25.22	190
1615S.25.25	190
1615S.30.16	190
1615S.30.22	190
1615S.30.25	190
1615S.35.16	190
1615S.35.22	190
1615S.35.25	190
1615S.40.16	190
1615S.40.22	190
1615S.40.25	190
1620.25.22	178
1620.25.25	178
1620.30.22	178
1620.30.25	178
1620.35.22	178
1620.35.25	178
1620.40.22	178
1620.40.25	178
1621.25.22	179
1621.25.25	179
1621.30.22	179
1621.30.25	179
1621.35.22	179
1621.35.25	179
1621.40.22	179
1621.40.25	179
1625.25.22	180

Cod.	Pag.
1625.25.25	180
1625.30.22	180
1625.30.25	180
1625.35.22	180
1625.35.25	180
1625.40.22	180
1625.40.25	180
1630.25.22	181
1630.25.25	181
1630.30.22	181
1630.30.25	181
1630.35.22	181
1630.35.25	181
1630.40.22	181
1630.40.25	181
1631.25.22	182
1631.25.25	182
1631.30.22	182
1631.30.25	182
1631.35.22	182
1631.35.25	182
1631.40.22	182
1631.40.25	182
1635.25.22	183
1635.25.25	183
1635.30.22	183
1635.30.25	183
1635.35.22	183
1635.35.25	183
1635.40.22	183
1635.40.25	183
1660	216
1661	217
1665	218
1666	219
1667	233
1668	234
1670	216

Codici e articoli nuovi indicati in rosso - New codes and new items written in red

Cod.	Pag.
1671	217
1675	218
1676	219
1677	233
1678	234
1680	216
1681	217
1685	218
1686	219
1687	233
1688	234
1700.25.PC	238
1700.25.PL	241
1700.25.UC	238
1700.25.UL	241
1700.30.PC	238
1700.30.PL	241
1700.30.UC	238
1700.30.UL	241
1700.35.PC	238
1700.35.PL	241
1700.35.UC	238
1700.35.UL	241
1700.40.PC	238
1700.40.PL	241
1700.40.UC	238
1700.40.UL	241
1700S.25.PC	245
1700S.25.PL	248
1700S.25.UC	245
1700S.25.UL	248
1700S.30.PC	245
1700S.30.PL	248
1700S.30.UC	245
1700S.30.UL	248
1700S.35.PC	245
1700S.35.PL	248
1700S.35.UC	245

Cod.	Pag.
1700S.35.UL	248
1700S.40.PC	245
1700S.40.PL	248
1700S.40.UC	245
1700S.40.UL	248
1701.25.PC	239
1701.25.PL	242
1701.25.UC	239
1701.25.UL	242
1701.30.PC	239
1701.30.PL	242
1701.30.UC	239
1701.30.UL	242
1701.35.PC	239
1701.35.PL	242
1701.35.UC	239
1701.35.UL	242
1701.40.PC	239
1701.40.PL	242
1701.40.UC	239
1701.40.UL	242
1701S.25.PC	246
1701S.25.PL	249
1701S.25.UC	246
1701S.25.UL	249
1701S.30.PC	246
1701S.30.PL	249
1701S.30.UC	246
1701S.30.UL	249
1701S.35.PC	246
1701S.35.PL	249
1701S.35.UC	246
1701S.35.UL	249
1701S.40.PC	246
1701S.40.PL	249
1701S.40.UC	246
1701S.40.UL	249
1705.25.PC	240

Cod.	Pag.
1705.25.PL	243
1705.25.UC	240
1705.25.UL	243
1705.30.PC	240
1705.30.PL	243
1705.30.UC	240
1705.30.UL	243
1705.35.PC	240
1705.35.PL	243
1705.35.UC	240
1705.35.UL	243
1705.40.PC	240
1705.40.PL	243
1705.40.UC	240
1705.40.UL	243
1705S.25.PC	247
1705S.25.PL	250
1705S.25.UC	247
1705S.25.UL	250
1705S.30.PC	247
1705S.30.PL	250
1705S.30.UC	247
1705S.30.UL	250
1705S.35.PC	247
1705S.35.PL	250
1705S.35.UC	247
1705S.35.UL	250
1705S.40.PC	247
1705S.40.PL	250
1705S.40.UC	247
1705S.40.UL	250
1740S.25.PC	252
1740S.25.PL	255
1740S.25.UC	252
1740S.25.UL	255
1740S.30.PC	252
1740S.30.PL	255
1740S.30.UC	252

Cod.	Pag.
1740S.30.UL	255
1740S.35.PC	252
1740S.35.PL	255
1740S.35.UC	252
1740S.35.UL	255
1740S.40.PC	252
1740S.40.PL	255
1740S.40.UC	252
1740S.40.UL	255
1741S.25.PC	253
1741S.25.PL	256
1741S.25.UC	253
1741S.25.UL	256
1741S.30.PC	253
1741S.30.PL	256
1741S.30.UC	253
1741S.30.UL	256
1741S.35.PC	253
1741S.35.PL	256
1741S.35.UC	253
1741S.35.UL	256
1741S.40.PC	253
1741S.40.PL	256
1741S.40.UC	253
1741S.40.UL	256
1745S.25.PC	254
1745S.25.PL	257
1745S.25.UC	254
1745S.25.UL	257
1745S.30.PC	254
1745S.30.PL	257
1745S.30.UC	254
1745S.30.UL	257
1745S.35.PC	254
1745S.35.PL	257
1745S.35.UC	254
1745S.35.UL	257
1745S.40.PC	254

Codici e articoli nuovi indicati in rosso - New codes and new items written in red

Cod.	Pag.
1745S.40.PL	257
1745S.40.UC	254
1745S.40.UL	257
1770	110
1770/F22	110
1771	110
1771/F22	110
1775	111
1775/F22	111
1776	111
1776/F22	111
1777	117
1777/F22	117
1780	112
1780/F22	112
1781	112
1781/F22	112
1785	113
1785/F22	113
1940	119
1940/F22	119
1941	120
1941/F22	120
1945	121
1945/F22	121
1970	122
1970/F22	122
1971	123
1971/F22	123
1975	124
1975/F22	124
2020/06	34
2040/06	34
210	259
2120/04 H	70
2120/04 H TK	71
2120/06 H	70
2120/06 H TK	71

Cod.	Pag.
2120/08 H	70
2120/08 H TK	71
2120/11 H	70
2120/11 H TK	71
2120/14 H	70
2120/14 H TK	71
2120/15 H	70
2120/15 H TK	71
2120/16 H	70
2120/16 H TK	71
2120/17 H	70
2120/17 H TK	71
2120/18 H	70
2120/18 H TK	71
2120/19 H	70
2120/19 H TK	71
2120/20 H	70
2120/20 H TK	71
2120/21 H	70
2120/21 H TK	71
2120/22 H	70
2120/22 H TK	71
2120/23 H	70
2120/23 H TK	71
2120/24 H	70
2120/24 H TK	71
2120/25 H	70
2120/25 H TK	71
2120/26 H	70
2120/26 H TK	71
2120/27 H	70
2120/27 H TK	71
2120/28 H	70
2120/28 H TK	71
2120/29 H	70
2120/29 H TK	71
2120/30 H	70
2120/30 H TK	71

Cod.	Pag.
2120/31 H	70
2120/31 H TK	71
2120/32 H	70
2120/32 H TK	71
2120/33 H	70
2120/33 H TK	71
2120/34 H	70
2120/34 H TK	71
2120/35 H	70
2120/35 H TK	71
2120/36 H	70
2120/36 H TK	71
2120/37 H	70
2120/37 H TK	71
2120/38 H	70
2120/38 H TK	71
2120/39 H	70
2120/39 H TK	71
2120/40 H	70
2120/40 H TK	71
2120/41 H	70
2120/41 H TK	71
2120/42 H	70
2120/42 H TK	71
2120/504 H	72
2120/504 H TK	73
2120/506 H	72
2120/506 H TK	73
2120/508 H	72
2120/508 H TK	73
2120/511 H	72
2120/511 H TK	73
2120/514 H	72
2120/514 H TK	73
2120/515 H	72
2120/515 H TK	73
2120/516 H	72
2120/516 H TK	73

Cod.	Pag.
2120/517 H	72
2120/517 H TK	73
2120/518 H	72
2120/518 H TK	73
2120/519 H	72
2120/519 H TK	73
2120/520 H	72
2120/520 H TK	73
2120/521 H	72
2120/521 H TK	73
2120/522 H	72
2120/522 H TK	73
2120/523 H	72
2120/523 H TK	73
2120/524 H	72
2120/524 H TK	73
2120/525 H	72
2120/525 H TK	73
2120/526 H	72
2120/526 H TK	73
2120/527 H	72
2120/527 H TK	73
2120/528 H	72
2120/528 H TK	73
2120/529 H	72
2120/529 H TK	73
2120/530 H	72
2120/530 H TK	73
2120/531 H	72
2120/531 H TK	73
2120/532 H	72
2120/532 H TK	73
2120/533 H	72
2120/533 H TK	73
2120/534 H	72
2120/534 H TK	73
2120/535 H	72
2120/535 H TK	73

Codici e articoli nuovi indicati in rosso - New codes and new items written in red

Cod.	Pag.
2120/536 H	72
2120/536 H TK	73
2120/537 H	72
2120/537 H TK	73
2120/538 H	72
2120/538 H TK	73
2120/539 H	72
2120/539 H TK	73
2120/540 H	72
2120/540 H TK	73
2120/541 H	72
2120/541 H TK	73
2120/542 H	72
2120/542 H TK	73
2121/03 H	74
2121/03 H TK	75
2121/04 H	74
2121/04 H TK	75
2121/06 H	74
2121/06 H TK	75
2121/08 H	74
2121/08 H TK	75
2121/15 H	74
2121/15 H TK	75
2121/18 H	74
2121/18 H TK	75
2121/23 H	74
2121/23 H TK	75
2121/24 H	74
2121/24 H TK	75
2121/25 H	74
2121/25 H TK	75
2121/26 H	74
2121/26 H TK	75
2121/27 H	74
2121/27 H TK	75
2121/503 H	76
2121/503 H TK	77

Cod.	Pag.
2121/504 H	76
2121/504 H TK	77
2121/506 H	76
2121/506 H TK	77
2121/508 H	76
2121/508 H TK	77
2121/515 H	76
2121/515 H TK	77
2121/518 H	76
2121/518 H TK	77
2121/523 H	76
2121/523 H TK	77
2121/524 H	76
2121/524 H TK	77
2121/525 H	76
2121/525 H TK	77
2121/526 H	76
2121/526 H TK	77
2121/527 H	76
2121/527 H TK	77
2122/04 H	78
2122/04 H TK	79
2122/06 H	78
2122/06 H TK	79
2122/08 H	78
2122/08 H TK	79
2122/11 H	78
2122/11 H TK	79
2122/14 H	78
2122/14 H TK	79
2122/15 H	78
2122/15 H TK	79
2122/16 H	78
2122/16 H TK	79
2122/17 H	78
2122/17 H TK	79
2122/18 H	78
2122/18 H TK	79

Cod.	Pag.
2122/19 H	78
2122/19 H TK	79
2122/20 H	78
2122/20 H TK	79
2122/21 H	78
2122/21 H TK	79
2122/22 H	78
2122/22 H TK	79
2122/23 H	78
2122/23 H TK	79
2122/24 H	78
2122/24 H TK	79
2122/25 H	78
2122/25 H TK	79
2122/26 H	78
2122/26 H TK	79
2122/27 H	78
2122/27 H TK	79
2122/28 H	78
2122/28 H TK	79
2122/29 H	78
2122/29 H TK	79
2122/30 H	78
2122/30 H TK	79
2122/31 H	78
2122/31 H TK	79
2122/32 H	78
2122/32 H TK	79
2122/33 H	78
2122/33 H TK	79
2122/34 H	78
2122/34 H TK	79
2122/35 H	78
2122/35 H TK	79
2122/36 H	78
2122/36 H TK	79
2122/37 H	78
2122/37 H TK	79

Cod.	Pag.
2122/38 H	78
2122/38 H TK	79
2122/39 H	78
2122/39 H TK	79
2122/40 H	78
2122/40 H TK	79
2122/41 H	78
2122/41 H TK	79
2122/42 H	78
2122/42 H TK	79
2122/504 H	80
2122/504 H TK	81
2122/506 H	80
2122/506 H TK	81
2122/508 H	80
2122/508 H TK	81
2122/511 H	80
2122/511 H TK	81
2122/514 H	80
2122/514 H TK	81
2122/515 H	80
2122/515 H TK	81
2122/516 H	80
2122/516 H TK	81
2122/517 H	80
2122/517 H TK	81
2122/518 H	80
2122/518 H TK	81
2122/519 H	80
2122/519 H TK	81
2122/520 H	80
2122/520 H TK	81
2122/521 H	80
2122/521 H TK	81
2122/522 H	80
2122/522 H TK	81
2122/523 H	80
2122/523 H TK	81

Codici e articoli nuovi indicati in rosso - New codes and new items written in red

Cod.	Pag.
2122/524 H	80
2122/524 H TK	81
2122/525 H	80
2122/525 H TK	81
2122/526 H	80
2122/526 H TK	81
2122/527 H	80
2122/527 H TK	81
2122/528 H	80
2122/528 H TK	81
2122/529 H	80
2122/529 H TK	81
2122/530 H	80
2122/530 H TK	81
2122/531 H	80
2122/531 H TK	81
2122/532 H	80
2122/532 H TK	81
2122/533 H	80
2122/533 H TK	81
2122/534 H	80
2122/534 H TK	81
2122/535 H	80
2122/535 H TK	81
2122/536 H	80
2122/536 H TK	81
2122/537 H	80
2122/537 H TK	81
2122/538 H	80
2122/538 H TK	81
2122/539 H	80
2122/539 H TK	81
2122/540 H	80
2122/540 H TK	81
2122/541 H	80
2122/541 H TK	81
2122/542 H	80
2122/542 H TK	81

Cod.	Pag.
2123/04 H	82
2123/04 H TK	83
2123/07 H	82
2123/07 H TK	83
2123/10 H	82
2123/10 H TK	83
2123/13 H	82
2123/13 H TK	83
2123/14 H	82
2123/14 H TK	83
2123/15 H	82
2123/15 H TK	83
2123/16 H	82
2123/16 H TK	83
2123/17 H	82
2123/17 H TK	83
2123/18 H	82
2123/18 H TK	83
2123/19 H	82
2123/19 H TK	83
2123/20 H	82
2123/20 H TK	83
2123/21 H	82
2123/21 H TK	83
2123/22 H	82
2123/22 H TK	83
2123/23 H	82
2123/23 H TK	83
2123/24 H	82
2123/24 H TK	83
2123/25 H	82
2123/25 H TK	83
2123/26 H	82
2123/26 H TK	83
2123/27 H	82
2123/27 H TK	83
2123/28 H	82
2123/28 H TK	83

Cod.	Pag.
2123/29 H	82
2123/29 H TK	83
2123/30 H	82
2123/30 H TK	83
2123/31 H	82
2123/31 H TK	83
2123/32 H	82
2123/32 H TK	83
2123/33 H	82
2123/33 H TK	83
2123/34 H	82
2123/34 H TK	83
2123/35 H	82
2123/35 H TK	83
2123/36 H	82
2123/36 H TK	83
2123/37 H	82
2123/37 H TK	83
2123/38 H	82
2123/38 H TK	83
2123/39 H	82
2123/39 H TK	83
2123/40 H	82
2123/40 H TK	83
2123/41 H	82
2123/41 H TK	83
2123/42 H	82
2123/42 H TK	83
2123/43 H	82
2123/43 H TK	83
2123/44 H	82
2123/44 H TK	83
2123/45 H	82
2123/45 H TK	83
2123/504 H	84
2123/504 H TK	85
2123/507 H	84
2123/507 H TK	85

Cod.	Pag.
2123/510 H	84
2123/510 H TK	85
2123/513 H	84
2123/513 H TK	85
2123/514 H	84
2123/514 H TK	85
2123/515 H	84
2123/515 H TK	85
2123/516 H	84
2123/516 H TK	85
2123/517 H	84
2123/517 H TK	85
2123/518 H	84
2123/518 H TK	85
2123/519 H	84
2123/519 H TK	85
2123/520 H	84
2123/520 H TK	85
2123/521 H	84
2123/521 H TK	85
2123/522 H	84
2123/522 H TK	85
2123/523 H	84
2123/523 H TK	85
2123/524 H	84
2123/524 H TK	85
2123/525 H	84
2123/525 H TK	85
2123/526 H	84
2123/526 H TK	85
2123/527 H	84
2123/527 H TK	85
2123/528 H	84
2123/528 H TK	85
2123/529 H	84
2123/529 H TK	85
2123/530 H	84
2123/530 H TK	85

Codici e articoli nuovi indicati in rosso - New codes and new items written in red

Cod.	Pag.
2123/531 H	84
2123/531 H TK	85
2123/532 H	84
2123/532 H TK	85
2123/533 H	84
2123/533 H TK	85
2123/534 H	84
2123/534 H TK	85
2123/535 H	84
2123/535 H TK	85
2123/536 H	84
2123/536 H TK	85
2123/537 H	84
2123/537 H TK	85
2123/538 H	84
2123/538 H TK	85
2123/539 H	84
2123/539 H TK	85
2123/540 H	84
2123/540 H TK	85
2123/541 H	84
2123/541 H TK	85
2123/542 H	84
2123/542 H TK	85
2123/543 H	84
2123/543 H TK	85
2123/544 H	84
2123/544 H TK	85
2123/545 H	84
2123/545 H TK	85
2126/04 H	86
2126/04 H TK	87
2126/20 H	86
2126/20 H TK	87
2126/24 H	86
2126/24 H TK	87
2126/31 H	86
2126/31 H TK	87

Cod.	Pag.
2126/35 H	86
2126/35 H TK	87
2126/40 H	86
2126/40 H TK	87
2126/45 H	86
2126/45 H TK	87
2126/504 H	88
2126/504 H TK	89
2126/520 H	88
2126/520 H TK	89
2126/524 H	88
2126/524 H TK	89
2126/531 H	88
2126/531 H TK	89
2126/535 H	88
2126/535 H TK	89
2126/540 H	88
2126/540 H TK	89
2126/545 H	88
2126/545 H TK	89
2140/04 H	53
2140/06 H	53
2140/08 H	53
2140/11 H	53
2140/14 H	53
2140/504 H	54
2140/506 H	54
2140/508 H	54
2140/511 H	54
2140/514 H	54
2141/04 H	53
2141/504 H	55
2143/04 H	54
2143/07 H	54
2143/13 H	54
2143/20 H	54
2143/504 H	55
2143/507 H	55

Cod.	Pag.
2143/513 H	55
2143/520 H	55
2240/504 H	57
2240/506 H	57
2240/508 H	57
2240/511 H	57
2240/514 H	57
2241/504 H	57
2243/504 H	58
2243/507 H	58
2243/513 H	58
2243/520 H	58
2320/504 H	92
2320/506 H	92
2320/508 H	92
2320/511 H	92
2320/514 H	92
2320/515 H	92
2320/516 H	92
2320/517 H	92
2320/518 H	92
2320/519 H	92
2320/520 H	92
2320/521 H	92
2320/522 H	92
2320/523 H	92
2320/524 H	92
2320/525 H	92
2320/526 H	92
2320/527 H	92
2320/528 H	92
2320/529 H	92
2320/530 H	92
2320/531 H	92
2320/532 H	92
2320/533 H	92
2320/534 H	92
2320/535 H	92

Cod.	Pag.
2320/536 H	92
2320/537 H	92
2320/538 H	92
2320/539 H	92
2321/504 H	93
2321/506 H	93
2321/508 H	93
2321/515 H	93
2321/518 H	93
2321/523 H	93
2321/524 H	93
2321/525 H	93
2321/526 H	93
2321/527 H	93
2323/504 H	94
2323/507 H	94
2323/510 H	94
2323/513 H	94
2323/514 H	94
2323/515 H	94
2323/516 H	94
2323/517 H	94
2323/518 H	94
2323/519 H	94
2323/520 H	94
2323/521 H	94
2323/522 H	94
2323/523 H	94
2323/524 H	94
2323/525 H	94
2323/526 H	94
2323/527 H	94
2323/528 H	94
2323/529 H	94
2323/530 H	94
2323/531 H	94
2323/532 H	94
2323/533 H	94

Cod.	Pag.
2323/534 H	94
2323/535 H	94
2323/536 H	94
2323/537 H	94
2323/538 H	94
2323/539 H	94
2323/540 H	94
2323/541 H	94
2323/542 H	94
2323/543 H	94
2323/544 H	94
2323/545 H	94
320	140
320/F22	140
322	140
322/F22	140
327	143
327/F22	143
328	141
328/F22	141
330	138
330/F22	138
332	138
332/F22	138
334	142
334/F22	142
335	142
335/F22	142
337	143
337/F22	143
338	139
338/F22	139
339	142
339/F22	142
340	140
340/F22	140
3400.30.22	154
3400.30.25	154

Cod.	Pag.
3400.35.22	154
3400.35.25	154
3401.30.22	155
3401.30.25	155
3401.35.22	155
3401.35.25	155
3405.30.22	156
3405.30.25	156
3405.35.22	156
3405.35.25	156
3406.30.22	157
3406.30.25	157
3406.35.22	157
3406.35.25	157
3410.30.22	158
3410.30.25	158
3410.35.22	158
3410.35.25	158
3411.30.22	159
3411.30.25	159
3411.35.22	159
3411.35.25	159
3412.30.22	162
3412.30.25	162
3412.35.22	162
3412.35.25	162
3415.30.22	160
3415.30.25	160
3415.35.22	160
3415.35.25	160
3416.30.22	161
3416.30.25	161
3416.35.22	161
3416.35.25	161
342	140
342/F22	140
3440	154
3440/F22	154

Cod.	Pag.
3441	155
3441/F22	155
3445	156
3445/F22	156
3446	157
3446/F22	157
345	144
345/F22	144
3450	154
3450/F22	154
3451	155
3451/F22	155
3455	156
3455/F22	156
3456	157
3456/F22	157
3470	158
3470/F22	158
3471	159
3471/F22	159
3472	162
3472/F22	162
3475	160
3475/F22	160
3476	161
3476/F22	161
348	141
348/F22	141
3480	158
3480/F22	158
3481	159
3481/F22	159
3482	162
3482/F22	162
3485	160
3485/F22	160
3486	161
3486/F22	161

Cod.	Pag.
350	138
350/F22	138
3500.30.PL	220
3500.30.UL	220
3500.35.PL	220
3500.35.UL	220
3501.30.PL	221
3501.30.UL	221
3501.35.PL	221
3501.35.UL	221
3505.30.PL	222
3505.30.UL	222
3505.35.PL	222
3505.35.UL	222
3506.30.PL	223
3506.30.UL	223
3506.35.PL	223
3506.35.UL	223
351	144
351/F22	144
352	138
352/F22	138
354	142
354/F22	142
355	142
355/F22	142
356 P1	143
356	143
356/F22	143
357	143
357/F22	143
358	139
358/F22	139
359	142
359/F22	142
370	103
370/F22	103
371	103

Codici e articoli nuovi indicati in rosso - New codes and new items written in red

Cod.	Pag.
371/F22	103
375	104
375/F22	104
376	104
376/F22	104
377	114
377/F22	114
378 DX	114
378 SX	114
378/F22 DX	114
378/F22 SX	114
380	105
380/F22	105
381	105
381/F22	105
385	106
385/F22	106
386	107
386/F22	107
388	115
388/F22	115
390	107
390/F22	107
391	108
391/F22	108
395	108
395/F22	108
396	109
396/F22	109
399 DX	116
399 SX	116
399/F22 DX	116
399/F22 SX	116
4052	96
4052/1	96
4054	96
4054/1	96
4062	97

Cod.	Pag.
4062/1	97
4072	97
4072/1	97
4100	36
4101	36
41140	119
41140/F22	119
41141	120
41141/F22	120
41145	121
41145/F22	121
41170	122
41170/F22	122
41171	123
41171/F22	123
41175	124
41175/F22	124
4220	259
4320	146
4320/F22	146
4328	146
4328/F22	146
4330	145
4330/F22	145
4335	147
4335/F22	147
4338	145
4338/F22	145
4339	147
4339/F22	147
4340	146
4340/F22	146
4350	145
4350/F22	145
4355	147
4355/F22	147
4356	147
4356 P1	147

Cod.	Pag.
4356/F22	147
4400.25.22	154
4400.25.25	154
4400.30.22	154
4400.30.25	154
4400.35.22	154
4400.35.25	154
4401.25.22	155
4401.25.25	155
4401.30.22	155
4401.30.25	155
4401.35.22	155
4401.35.25	155
4405.25.22	156
4405.25.25	156
4405.30.22	156
4405.30.25	156
4405.35.22	156
4405.35.25	156
4406.25.22	157
4406.25.25	157
4406.30.22	157
4406.30.25	157
4406.35.22	157
4406.35.25	157
4408.25.22	172
4408.25.25	172
4408.30.22	172
4408.30.25	172
4408.35.22	172
4408.35.25	172
4408Q.25.22	171
4408Q.25.25	171
4408Q.30.22	171
4408Q.30.25	171
4408Q.35.22	171
4408Q.35.25	171
4409.25.22	173

Cod.	Pag.
4409.25.25	173
4409.30.22	173
4409.30.25	173
4409.35.22	173
4409.35.25	173
4409Q.25.22	174
4409Q.25.25	174
4409Q.30.22	174
4409Q.30.25	174
4409Q.35.22	174
4409Q.35.25	174
4410.25.22	158
4410.25.25	158
4410.30.22	158
4410.30.25	158
4410.35.22	158
4410.35.25	158
4411.25.22	159
4411.25.25	159
4411.30.22	159
4411.30.25	159
4411.35.22	159
4411.35.25	159
4412.25.22	162
4412.25.25	162
4412.30.22	162
4412.30.25	162
4412.35.22	162
4412.35.25	162
4415.25.22	160
4415.25.25	160
4415.30.22	160
4415.30.25	160
4415.35.22	160
4415.35.25	160
4416.25.22	161
4416.25.25	161
4416.30.22	161

Codici e articoli nuovi indicati in rosso - New codes and new items written in red

Cod.	Pag.	Cod.	Pag.	Cod.	Pag.	Cod.	Pag.
4416.30.25	161	4446/F22	157	4468	176	4491Q.25.25.M8.E	268
4416.35.22	161	4447	171	4468/F22	176	4491Q.30.25.M8.E	268
4416.35.25	161	4447/F22	171	4470	158	4491Q.35.25.M8.E	268
4418.25.22	176	44479	174	4470/F22	158	4492.23.25.M8.E	272
4418.25.25	176	44479/F22	174	4471	159	4492.25.25.M8.E	272
4418.30.22	176	4448	172	4471/F22	159	4492.30.25.M8.E	272
4418.30.25	176	4448/F22	172	4472	162	4492.35.25.M8.E	272
4418.35.22	176	4449	173	4472/F22	162	4492Q.25.25.M8.E	273
4418.35.25	176	4449/F22	173	4473	274	4492Q.30.25.M8.E	273
4418Q.25.22	175	4450	154	4473 EM8	275	4492Q.35.25.M8.E	273
4418Q.25.25	175	4450/F22	154	4475	160	4495.25.25.M8.E	269
4418Q.30.22	175	4451	155	4475/F22	160	4495.30.25.M8.E	269
4418Q.30.25	175	4451/F22	155	4476	161	4495.35.25.M8.E	269
4418Q.35.22	175	4455	156	4476/F22	161	4496.25.25.M8.E	270
4418Q.35.25	175	4455/F22	156	4477	175	4496.30.25.M8.E	270
4430	154	4456	157	4477/F22	175	4496.35.25.M8.E	270
4430/F22	154	4456/F22	157	4478	176	4496Q.25.25.M8.E	271
4431	155	4457	171	4478/F22	176	4496Q.30.25.M8.E	271
4431/F22	155	4457/F22	171	4480	158	4496Q.35.25.M8.E	271
4435	156	44579	174	4480/F22	158	4530	145
4435/F22	156	44579/F22	174	4481	159	4530/F22	145
4436	157	4458	172	4481/F22	159	4531	147
4436/F22	157	4458/F22	172	4482	162	4531/F22	147
4437	171	4459	173	4482/F22	162	4535	146
4437/F22	171	4459/F22	173	4485	160	4535/F22	146
44379	174	4460	158	4485/F22	160	4621/F20	148
44379/F22	174	4460/F22	158	4486	161	4626/F20	148
4438	172	4461	159	4486/F22	161	4940	119
4438/F22	172	4461/F22	159	4487	175	4940/F22	119
4439	173	4462	162	4487/F22	175	4941	120
4439/F22	173	4462/F22	162	4488	176	4941/F22	120
4440	154	4465	160	4488/F22	176	4945	121
4440/F22	154	4465/F22	160	4490.25.25.M8.E	266	4945/F22	121
4441	155	4466	161	4490.30.25.M8.E	266	4970	122
4441/F22	155	4466 P1	276	4490.35.25.M8.E	266	4970/F22	122
4445	156	4466/F22	161	4491.25.25.M8.E	267	4971	123
4445/F22	156	4467	175	4491.30.25.M8.E	267	4971/F22	123
4446	157	4467/F22	175	4491.35.25.M8.E	267	4975	124

Codici e articoli nuovi indicati in rosso - New codes and new items written in red

Cod.	Pag.
4975/F22	124
5100/06	36
5101/06	36
530	139
530/F22	139
531	142
531/F22	142
535	141
535/F22	141
540	139
540/F22	139
541	142
541/F22	142
545	141
545/F22	141
5930	125
5930/F22	125
5931	125
5931/F22	125
5935	126
5935/F22	126
5938	133
5938/F22	133
5940	128
5940/F22	128
5941	128
5941/F22	128
5945	129
5945/F22	129
5948	134
5948/F22	134
5950	131
5950/F22	131
5951	131
5951/F22	131
5960	126
5960/F22	126
5961	127

Cod.	Pag.
5961/F22	127
5965	127
5965/F22	127
5968	133
5968/F22	133
5970	129
5970/F22	129
5971	130
5971/F22	130
5975	130
5975/F22	130
5978	134
5978/F22	134
5980	132
5980/F22	132
5981	132
5981/F22	132
6005 AB	396
6005 AB16	396
6005 AG	396
6005 AN	396
6005 AR	396
6005 AV	396
6005 X	396
6006 AB	396
6006 AB16	396
6006 AG	396
6006 AN	396
6006 AR	396
6006 AV	396
6006 X	396
6011	398
6011/B	398
6011/B16	398
6011/G	398
6011/X	398
6012	398
6012/B	398

Cod.	Pag.
6012/B16	398
6012/G	398
6012/X	398
6013	399
6013/B	399
6013/B16	399
6013/G	399
6013/X	399
6014	399
6014/B	399
6014/B16	399
6014/G	399
6014/X	399
6032	401
6032/B	401
6032/B16	401
6032/G	401
6032/X	401
6040	397
6040/B	397
6040/B16	397
6040/G	397
6040/X	397
6041	397
6041/B	397
6041/B16	397
6041/G	397
6041/X	397
6213	395
6213 DX	395
6213 SX	395
6213/B	395
6213/B DX	395
6213/B SX	395
6213/B16	395
6213/B16 DX	395
6213/B16 SX	395
6213/G	395

Cod.	Pag.
6213/G DX	395
6213/G SX	395
6213/X	395
6213/X DX	395
6213/X SX	395
770	103
770/F22	103
770-TT/F15	103
771	103
771/F22	103
775	104
775/F22	104
776	104
776/F22	104
777	114
777/F22	114
778	115
778/F22	115
780	105
780/F22	105
780-TT/F15	105
781	105
781/F22	105
782	106
782/F22	106
782-TT/F15	106
785	106
785/F22	106
786	107
786/F22	107
788	115
788/F22	115
788-TT/F15	115
790	107
790/F22	107
790-TT/F15	107
791	108
791/F22	108

Cod.	Pag.
795	108
795/F22	108
796	109
796/F22	109
799	116
799/F22	116
870	103
870/F22	103
870-TT/F15	103
871	103
871/F22	103
875	104
875/F22	104
877	114
877/F22	114
878	115
878/F22	115
880	105
880/F22	105
880-TT/F15	105
881	105
881/F22	105
882	106
882/F22	106
882-TT/F15	106
885	106
885/F22	106
888	115
888/F22	115
888-TT/F15	115
890	107
890/F22	107
890-TT/F15	107
891	108
891/F22	108
895	108
895/F22	108
899	116

Cod.	Pag.
899/F22	116
990	107
990/F22	107
990-TT/F15	107
991	108
991/F22	108
995	108
995/F22	108
999	116
999/F22	116
ANY031	293
ANY032	293
ANY033	293
ANY117	401
ANY118	401
ANY119	401
ANY120	401
AST001	292
AST002	292
AST003	292
AST006	401
AST016	401
AST022	401
AST025	401
AST052	401
AST055	401
PRS070	292
PSR028	292
VTC001	293
VTC002	293
VTC003	293
VTC004	293
VTC006	293
VTC007	293
VTC008	293
VTC009	293
VTC011	293

Codici e articoli nuovi indicati in rosso - New codes and new items written in red

Struttura nuovo codice serrature
New code structure of locks

PRIMO BLOCCO FIRST PART	SECONDO BLOCCO SECOND PART	TERZO BLOCCO THIRD PART	QUARTO BLOCCO FOURTH PART
4 caratteri che definiscono il PRODOTTO base + eventuale 5° carattere per definire una variante specifica del prodotto	2 caratteri che definiscono l'ENTRATA della serratura	2 caratteri che definiscono il FRONTALE della serratura + eventuale 3° carattere che ne definisce una variante specifica	Eventuali SPECIALITA' o PERSONALIZZAZIONI
4 digits that define the PRODUCT + 5th digit to define a specific variation of the product	2 digits to define the BACKSET of the lock	2 digits to define the FACEPLATE of the locks + 3rd digit to define a specific variations of the faceplate	Special VARIATION or PERSONALIZATION of the product

Esempi:
Examples:

Cod. 1491Q.25.25.M8.E.P1

1491Q.	25.	25.	M8.E.P1
PRODOTTO: Serratura di sicurezza per montanti - catenaccio con maniglia 3 punti di chiusura	ENTRATA: 25 mm	FRONTALE: 25 mm	SPECIALITA': blocchetto con attacco M8 - confezione industriale PERSONALIZZAZIONI: P1
PRODUCT : Security vertical lock - dead bolt with handle 3 locking points	BACKSET: 25 mm	FACEPLATE: 25 mm	VARIATION : M8 device - industrial package PERSONALIZATION: P1

Cod. 1700.35.PL

1700.	35.	PL	
PRODOTTO: Serratura multipunto ad ingranaggi per montanti - 3 catenacci e scrocco regolabile	ENTRATA: 35 mm	FRONTALE: Piatto - Lunghezza 2300 mm	SPECIALITA': nessuna PERSONALIZZAZIONI: nessuna
PRODUCT : Vertical multi-point lock with gear mechanism movement - 3 dead bolts and adjustable latch bolt	BACKSET: 35 mm	FACEPLATE: Flat - Lenght 2300 mm	VARIATION : none PERSONALIZATION: none

Cod. 1610.30.25

1610.	30.	25	
PRODOTTO: Serratura di sicurezza per montanti ad ingranaggi - scrocco regolabile e catenaccio avanzante - 3 punti di chiusura	ENTRATA: 30 mm	FRONTALE: 25 mm	SPECIALITA': nessuna PERSONALIZZAZIONI: nessuna
PRODUCT : Security vertical lock with gear mechanism movement - advancing dead bolt and adjustable latch bolt - 3 locking points	BACKSET: 30 mm	FACEPLATE: 25 mm	VARIATION : none PERSONALIZATION: none

Definizione della mano delle porte
Hand of doors definition

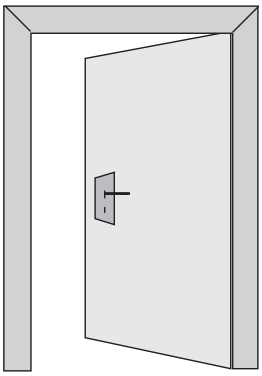

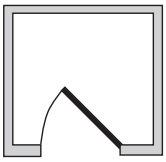

Interna destra
Right inside

Usare serratura destra
Use right lock

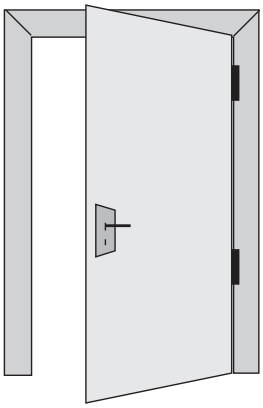

Esterna destra
Right outside

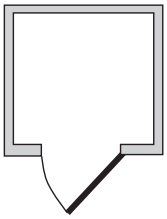

Usare serratura sinistra
Use left lock

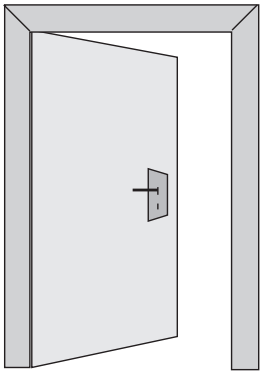

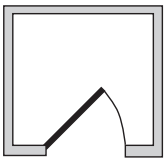

Interna sinistra
Left inside

Usare serratura sinistra
Use left lock

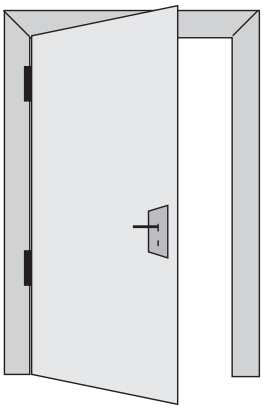

Esterna sinistra
Left outside

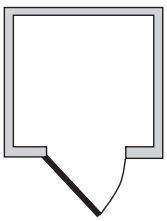

Usare serratura destra
Use right lock



Non forzare l'installazione del cilindro

Do not use force when installing the cylinder



Non ruotare la chiave prima di averla completamente inserita

Do not turn the key until it has been inserted to its final stop

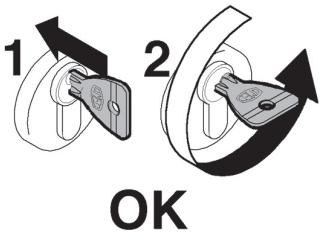

Il cilindro non deve sporgere più di 3 mm

The cylinder must not protrude more than 3 mm



Non usare chiavi danneggiate

Do not use damaged keys

Non inserire corpi estranei nel cilindro

Do not insert any foreign objects into the cylinder



Non forzare la rotazione della chiave

Do not use force to turn the key

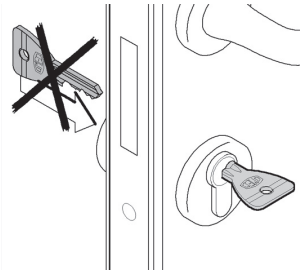

Non inserire contemporaneamente entrambe le chiavi nel cilindro (escluso cilindri serie 2122)

Do not insert both keys into the cylinder at the same time (except cylinders series 2122)

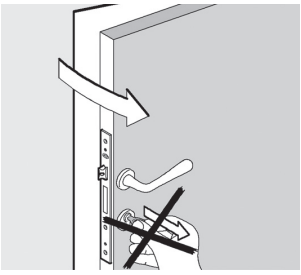

Non tirare la porta con la chiave

Do not pull the door with the key

Lubrificare frequentemente il cilindro con grafite, non usare olio o grasso

Lubricate frequently the cylinder with graphite, do not use oil or grease

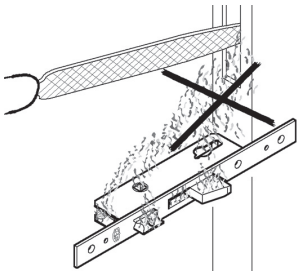

Evitare che trucioli entrino nella serratura

Make sure drillings and filings do not enter in the lock



Usare viti di fissaggio appropriate

Use suitable fixing screws



Per l'installazione delle serrature elettriche usare trasformatori 12V-15W

To install the electric locks use transformers 12V-15W

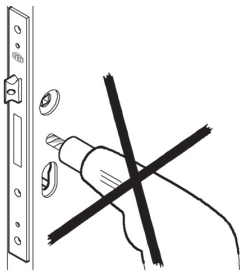

Non forare la cassa della serratura

Do not drill through the lock case



Non forzare l'innesto del quadro maniglia

Do not use force when installing the spindle

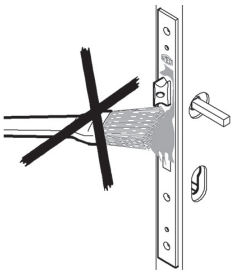

Non verniciare la serratura

Do not paint the lock

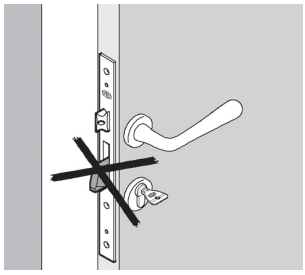

Non far uscire il catenaccio a porta aperta

Dead bolt must not protrude when door is open

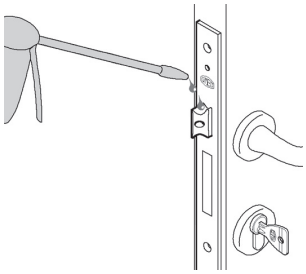

Lubrificare frequentemente la serratura con grafite o olio non resinoso

Lubricate frequently the lock with graphite or non resinous oil

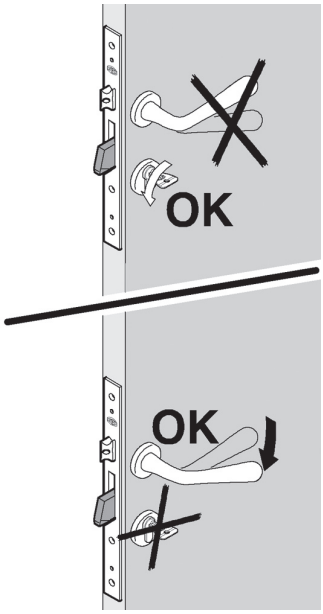

Non azionare simultaneamente la maniglia e la chiave

Do not operate handle and key simultaneously

Chiavi grezze
Blank keys ..... pag. 32

Cover per chiavi piatte
Flat key covers ..... pag. 35

Utilizzo delle chiavi
Keys utilization ..... pag. 37

Impianti speciali
Special keying systems ..... pag. 38

OMEC
MADE IN ITALY

Chiave piccola - Small key

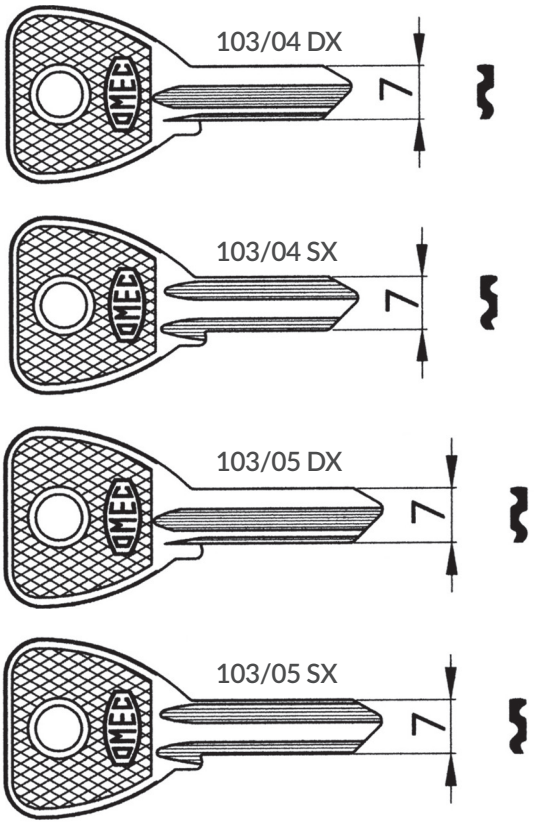

COD.	mano *hand*		lunghezza totale *total lenght*	kg		
103/04 DX	destra *right*	4	46	0,009	100	-
103/04 SX	sinistra *left*	4	46	0,009	100	-
103/05 DX	destra *right*	5	49,5	0,009	100	-
103/05 SX	sinistra *left*	5	49,5	0,009	100	-

Profilo: OMEC piccolo.
Materiale: Ottone nichelato.
Mano: Destra o sinistra.
Applicazione: cod. 103/04 solo per cilindro 140/02 e blocchetto di chiusura cod. 210, cod. 103/05 per cilindri serie 140 (escluso 140/02) - 141 - 143.

Profile: Small OMEC.
Material: Nickel-plated brass.
Hand: Right or left.
Application: cod. 103/04 only for cylinder 140/02 and dead bolt rim lock cod. 210, cod. 103/05 for cylinders series 140 (except 140/02) - 141 - 143.

Scala 1:1 - Scale 1:1

Chiave piccola colorata - Coloured small key

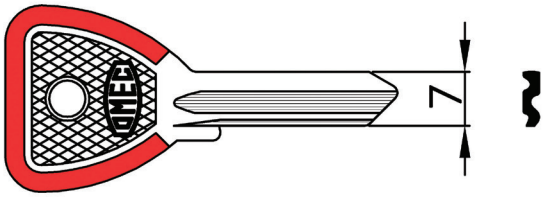

COD.	mano *hand*		lunghezza totale *total lenght*	colore inserto *insert color*	kg		
103/05 DX A	destra *right*	5	50,5	Arancio *Orange*	0,008	100	-
103/05 DX B	destra *right*	5	50,5	Blu *Blue*	0,008	100	-
103/05 DX N	destra *right*	5	50,5	Nero *Black*	0,008	100	-
103/05 DX R	destra *right*	5	50,5	Rosso *Red*	0,008	100	-
103/05 DX V	destra *right*	5	50,5	Verde *Green*	0,008	100	-

Profilo: OMEC piccolo.
Materiale: Ottone nichelato.
Mano: Destra.
Applicazione: Cilindri serie 140 (escluso 140/02) - 141 - 143.

Profile: Small OMEC.
Material: Nickel-plated brass.
Hand: Right.
Application: Cylinders series 140 (except 140/02) - 141 - 143.

Scala 1:1 - Scale 1:1

Chiave grande - Big key

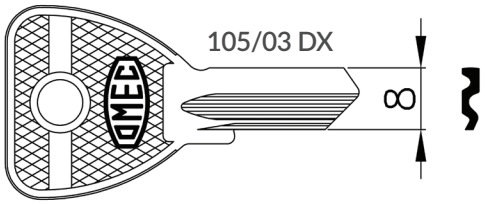

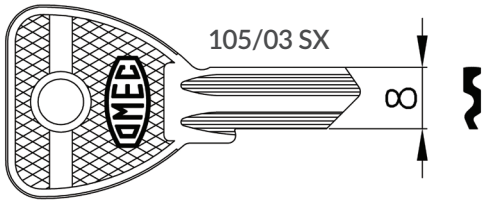

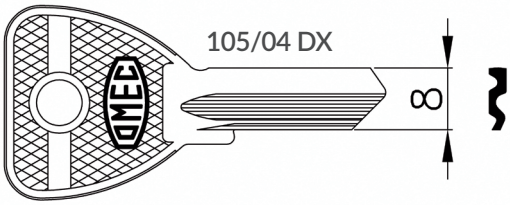

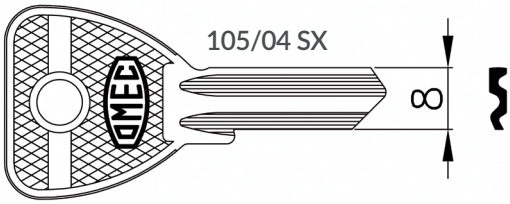

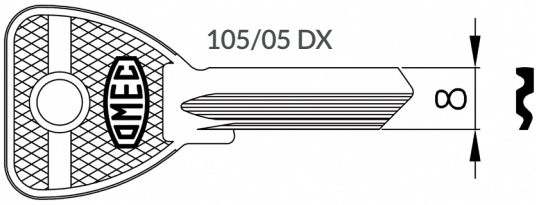

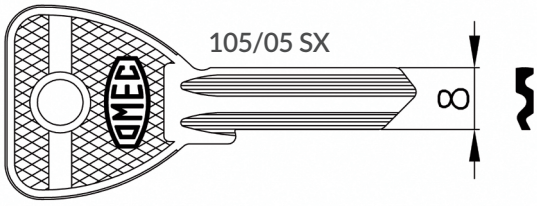

COD.	mano *hand*		lunghezza totale *total length*	kg		
105/03 DX	destra *right*	3	47	0,010	100	-
105/03 SX	sinistra *left*	3	47	0,010	100	-
105/04 DX	destra *right*	4	50,5	0,011	100	-
105/04 SX	sinistra *left*	4	50,5	0,011	100	-
105/05 DX	destra *right*	5	54	0,011	100	-
105/05 SX	sinistra *left*	5	54	0,011	100	-

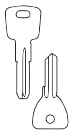

Profilo: OMEC grande.
Materiale: Ottone nichelato.
Mano: Destra o sinistra.
Applicazione: cod. 105/03 solo per cilindri 120/01 e 121/01, cod. 105/04 solo per cilindri 120/02 e 121/02, cod. 105/05 per cilindri serie 120 (escluso 120/01 e 120/02) – 121 (escluso 121/01 e 121/02) - 123.

Profile: Big OMEC.
Material: Nickel-plated brass.
Hand: Right or left.
Application: cod. 105/03 only for cylinders 120/01 and 121/01,cod. 105/04 only for cylinders 120/02 and 121/02, cod. 105/05 for cylinders series 120 (except 120/01 and 120/02) - 121 (except 121/01 and 121/02) - 123.

Scala 1:1 - Scale 1:1

Chiave piatta piccola - Small flat key

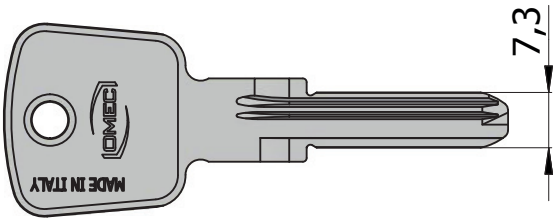

COD.		lunghezza totale *total length*	kg		
2040/06	6/9	67	0,017	50	-

Profilo: OMEC piatto piccolo.
Materiale: Ottone nichelato.
Mano: Reversibile.
Applicazione: Cilindri serie 2140 - 2141 - 2143 - 2240 - 2241 - 2243.

Profile: Small flat OMEC.
Material: Nickel-plated brass.
Hand: Reversible.
Application: Cylinders series 2140 - 2141 - 2143 - 2240 - 2241 - 2243.

Scala 1:1 - Scale 1:1

Chiave piatta grande - Big flat key

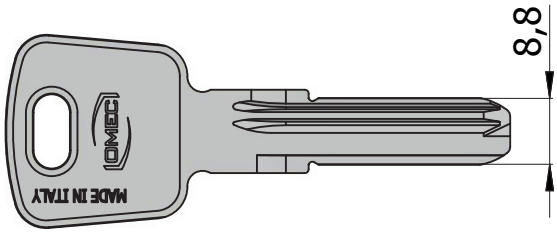

COD.		lunghezza totale *total length*	kg		
2020/06	6/9	67	0,017	50	-

Profilo: OMEC piatto grande.
Materiale: Ottone nichelato.
Mano: Reversibile.
Applicazione: Cilindri serie 2120 - 2121 - 2122 - 2123 - 2126 - 2320 - 2321 - 2323.

Profile: Big flat OMEC.
Material: Nickel-plated brass.
Hand: Reversible.
Application: Cylinders series 2120 - 2121 - 2122 - 2123 - 2126 - 2320 - 2321 - 2323.

Scala 1:1 - Scale 1:1

Cover per chiavi piatte
Flat key covers



Per chiavi piatte

For flat keys

COD.	Materiale *Material*	kg		
02040 A	Nylon arancio *Orange nylon*	0,003	50	-



Per chiavi piatte

For flat keys

COD.	Materiale *Material*	kg		
02040 R	Nylon rosso *Red nylon*	0,003	50	-



Per chiavi piatte

For flat keys

COD.	Materiale *Material*	kg		
02040 B	Nylon blu *Blue nylon*	0,003	50	-



Per chiavi piatte

For flat keys

COD.	Materiale *Material*	kg		
02040 V	Nylon verde *Green nylon*	0,003	50	-



Per chiavi piatte

For flat keys

COD.	Materiale *Material*	kg		
02040 L	Nylon lilla *Lilac nylon*	0,003	50	-

Per chiavi piatte

For flat keys

COD.	Materiale *Material*	kg		
02040 N	Nylon nero *Black nylon*	0,003	50	-

Chiave a spillo - Cross key

COD.		lunghezza totale *total length*	kg		
4100	6	76	0,016	25	-
4101	6	100	0,022	25	-

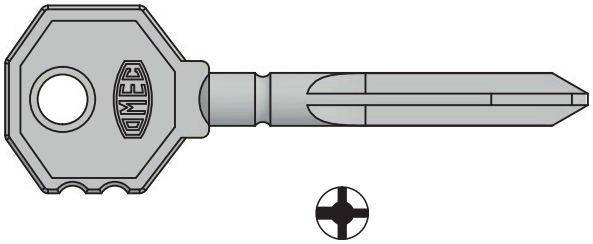

Profilo: OMEC a croce.
Materiale: Acciaio nichelato.
Mano: Unica.
Applicazione: Cilindri a spillo e blocchetto di chiusura cod. 4220,

Profile: Cross OMEC.
Material: Nickel-plated steel.
Hand: No hand.
Application: Cross key cylinders and dead bolt rim lock cod. 4220,

Scala 1:1 - Scale 1:1

Chiave a doppia mappa - Double-bit key

COD.	leve *levers*	lunghezza totale *total length*	kg		
5100/06	6	80	0,021	50	-
5101/06	6	104	0,024	50	-

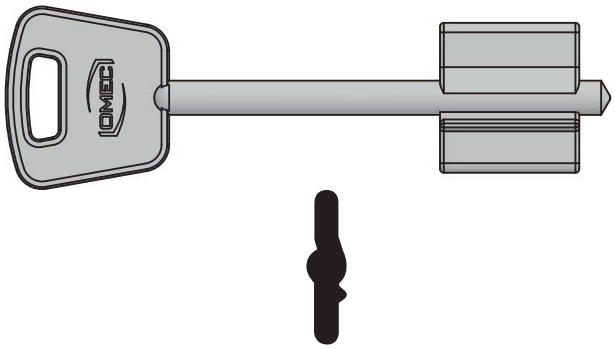

Profilo: OMEC a doppia mappa.
Materiale: Ottone nichelato.
Mano: Unica.
Applicazione: Serrature a doppia mappa.

Profile: Double-bit key OMEC.
Material: Nickel-plated brass.
Hand: No hand.
Application: Double-bit key locks.

Scala 1:1 - Scale 1:1

Utilizzo delle chiavi
Keys utilization

Articoli serie Items series	Chiave Key	Impianti speciali Special keying systems			
		KA	MK	GMK	CL
Solo - Only 140/02 e blocchetto di chiusura cod.210 and dead bolt rim lock cod.210	103/04	●	●	●	●
140* 141 143 *Tranne - Except 140/02	103/05	●	●	●	●
Solo - Only 120/01 121/01	105/03	●	●	●	●
Solo - Only 120/02 121/02	105/04	●	●	●	●
120* 121* 123 *Tranne - Except 120/01 - 120/02 - 121/01 - 121/02	105/05	●	●	●	●
2140 2141 2143 2240 2241 2243	2040/06	●	●	●	●
2120 - 2122 2121 2123-2126 2320 2321 2323	2020/06	●	●	●	●
Cilindri a spillo e blocchetto di chiusura cod.4220 Cross key cylinders and dead bolt rim lock cod.4220	4100 4101(chiave lunga - long key)	●			
Serrature a doppia mappa Double-bit key locks	5100/06 5101/06 (chiave lunga - long key)	●			

KA

Impianto a chiave uguale
Keyed alike system

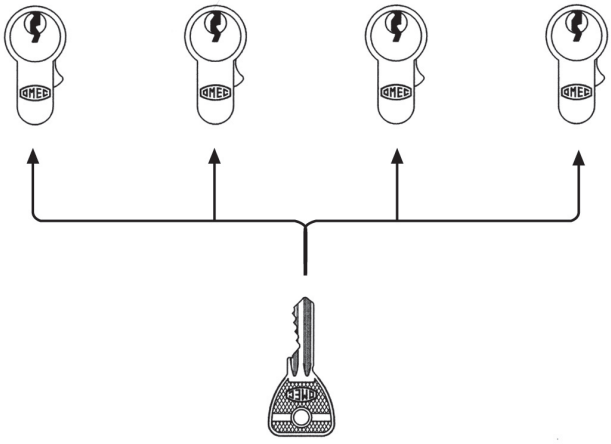

Tutti i cilindri sono aperti dalla stessa chiave.

All cylinders are opened by the same key.

KA

Impianto a chiave uguale
Keyed alike system

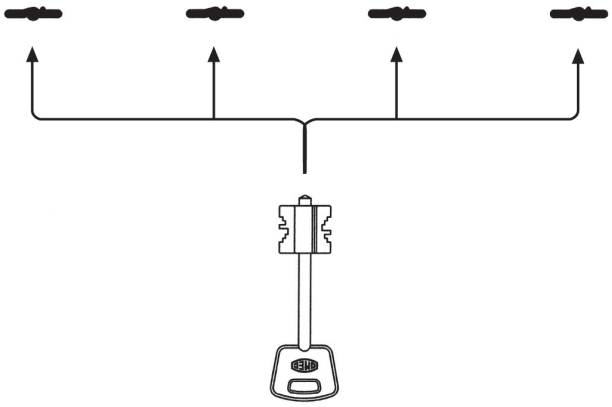

Tutte le serrature sono aperte dalla stessa chiave.

All locks are opened by the same key.

KA

Impianto a chiave uguale
Keyed alike system

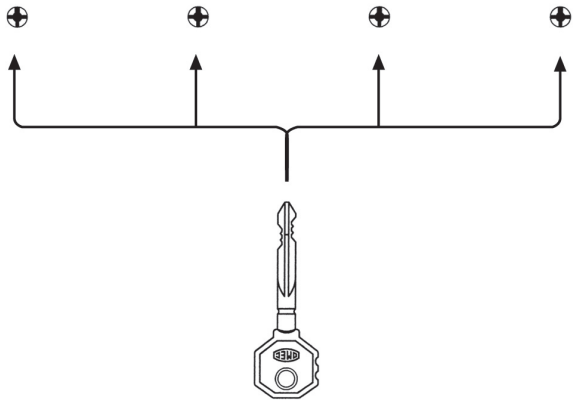

Tutti i cilindri sono aperti dalla stessa chiave.

All cylinders are opened by the same key.

MK

Impianto a chiave maestra
Master key system

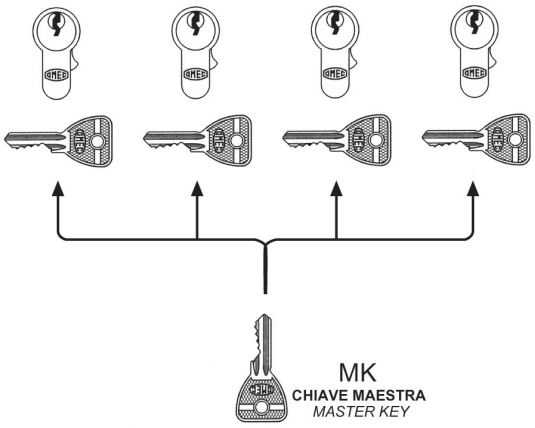

Ogni cilindro é aperto dalla propria chiave che non può aprirne altri. Tutti i cilindri possono essere aperti dalla CHIAVE MAESTRA (MK) detta anche PASSE-PARTOUT.

Each cylinder is opened by its own key, which can't open any other. All cylinders can be opened by the MASTER KEY (MK).

GMK

Impianto a chiave maestra generale
Grand master key system

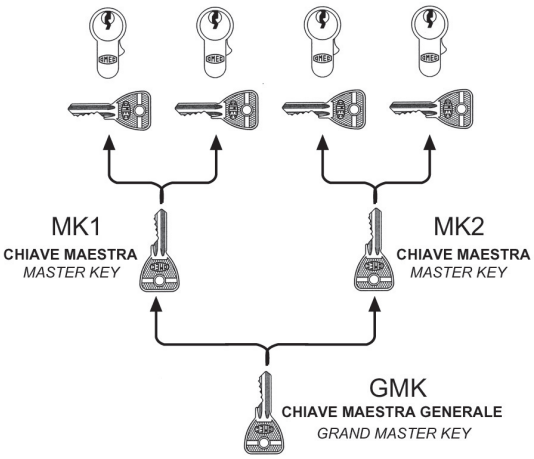

Ogni cilindro é aperto dalla propria chiave che non può aprirne altri. Tutti i cilindri di uno stesso gruppo possono essere aperti dalla propria CHIAVE MAESTRA (MK1). Tutti i cilindri che compongono due o più gruppi di chiavi maestre, possono essere aperti da un'unica CHIAVE MAESTRA GENERALE (GMK) detta anche PASSE-PARTOUT GENERALE.

Each cylinder is opened by its own key, which can't open any other. All cylinders of a group can be opened by their own MASTER KEY (MK1). All cylinders of two or more groups can be opened by the GRAND MASTER KEY (GMK).

CL

Impianto a cilindro centrale
Central locking system

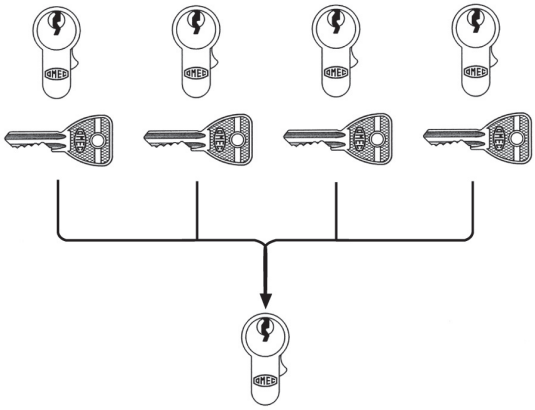

Ogni cilindro é aperto dalla propria chiave che non può aprirne altri, ma che può aprire il cilindro di uso comune (es. ingresso principale).

Each cylinder is opened by its own key, which can't open any other, but can open the cylinder of the main door.

Cilindri con chiave cantiere (TK) - Cylinders with temporary key (TK)

La versione TK è disponibile con i “ Cilindri sagomati (6 perni)” serie 2120, 2121, 2122, 2123, 2126.
TK version is available with “ Profile cylinders (6 pins)” series 2120, 2121, 2122, 2123, 2126.

1

Chiave TK

TK key

Il cilindro funziona normalmente con la chiave cantiere (TK).

The cylinder normally works with the temporary key (TK).

2

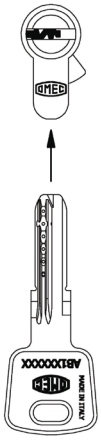

Chiave proprietario

Owner key

Dopo l’inserimento e la rotazione della chiave proprietario, la chiave cantiere viene disattivata.

The temporary key is disarmed after that the owner key is inserted and turned.

3

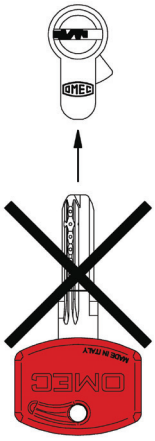

Chiave TK

TK key

La chiave cantiere non apre più il cilindro.

The temporary key doesn’t open the cylinder.

Cilindri ovali (5 perni)
Oval cylinders (5 pins) ..... pag. 44

Cilindri ovali (6 perni)
Oval cylinders (6 pins) ..... pag. 52

Cilindri ovali (9 perni)
Oval cylinders (9 pins) ..... pag. 56

Cilindri sagomati (5 perni)
Profile cylinders (5 pins) ..... pag. 59

Cilindri sagomati (6 perni)
Profile cylinders (6 pins) ..... pag. 69

Cilindri sagomati frizionati (6 perni)
Profile clutching cylinders (6 pins) ..... pag. 78

Pomoli per cilindri con gambo
Knobs for cylinders with shank ..... pag. 90

Cilindri sagomati (9 perni)
Profile cylinders (9 pins) ..... pag. 91

Cilindri a spillo
Cross key cylinders ..... pag. 96

Made in
Italy
IOMEC
IOMEC
MADE IN ITALY

Serie 140

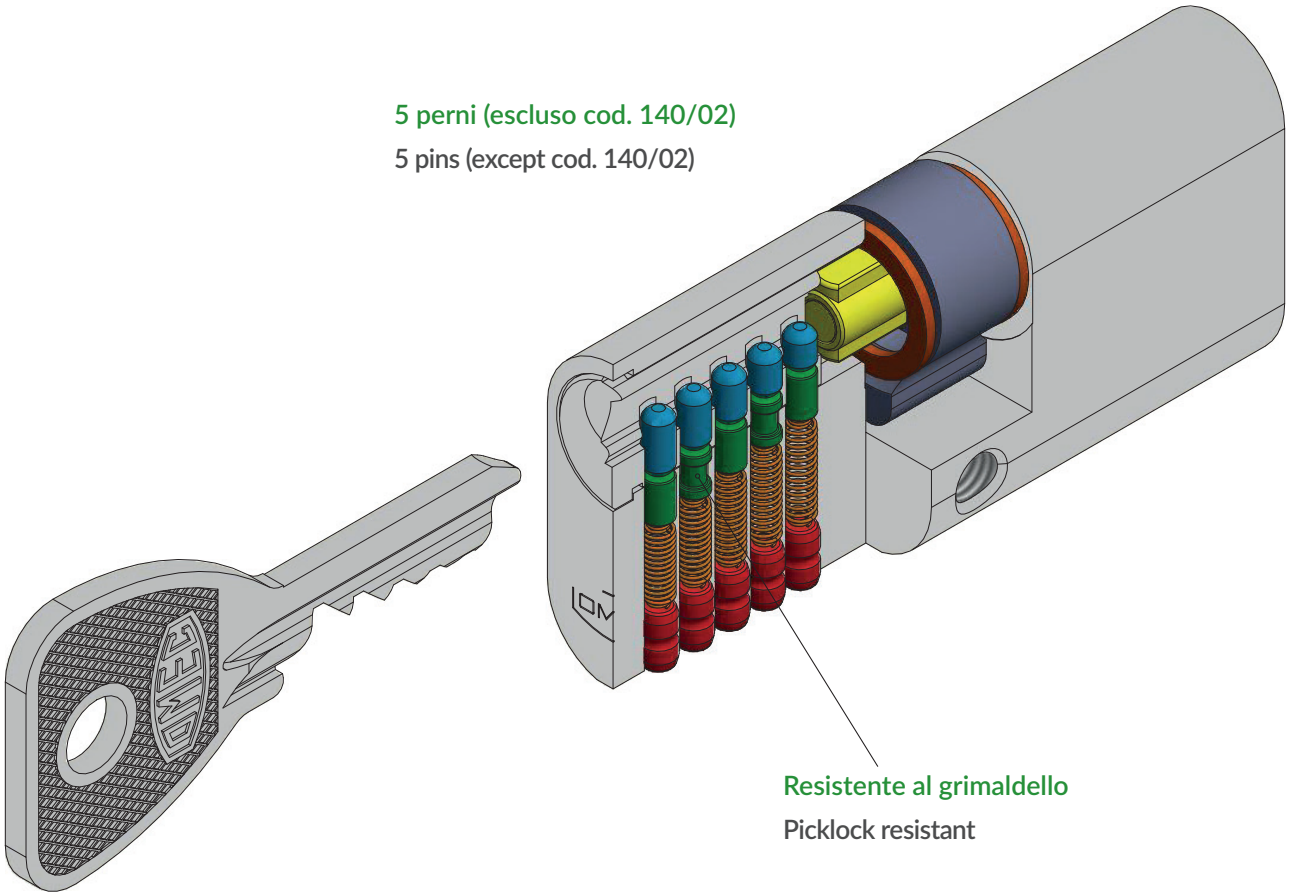

Costruiti secondo i parametri della norma UNI EN 1303:2005
Durabilità: grado 6 (100.000 cicli)
Sicurezza della chiave: grado 2 (oltre 5.000 combinazioni)
Sistemistica: per 1 sistema MK (con alto livello di sicurezza) = 500 possibili cifrature (escluso cod. 140/02)

Manufactured in accordance with parameters of standard UNI EN 1303:2005
Durability: grade 6 (100,000 cycles)
Security of the key: grade 2 (over 5,000 combinations)
Master keying potential: for 1 MK system (with high security level) = 500 possible combinations (except cod. 140/02)

Doppio cilindro - Double cylinder

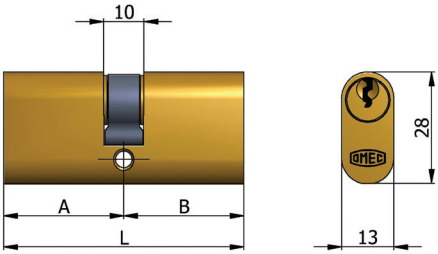

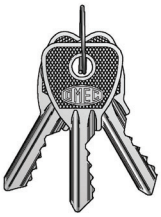

CARATTERISTICHE COSTRUTTIVE: Corpo in ottone - Cilindretti in ottone - Perni e controperni in ottone - Molle in bronzo fosforoso - Camma verticale in acciaio autolubrificante - Chiavi in ottone nichelato.

FUNZIONAMENTO: Rotazione della chiave di 360° - Le chiavi sono dipendenti e non possono azionare il cilindro se dall'altro lato é stata inserita e ruotata la chiave.

PARTI IN DOTAZIONE: 3 chiavi.

VARIANTI A RICHIESTA: Impianti speciali KA-MK-GMK-CL

CONSTRUCTIVE FEATURES: Brass body - Brass plugs - Brass pins - Phosphor bronze springs - Steel vertical cam - Nickel-plated brass keys.

WORKING: Turn the key 360° - The keys are dependent and cannot operate on the cylinder if on the other side the key was inserted and turned.

PROVIDED WITH: 3 keys.

ON REQUEST: Special keying systems KA-MK-GMK-CL

COD.	L	A	B			kg		
140/02	47	23,5	23,5	4	103/04	0,14	1	10
140/03	54	27	27	5	103/05	0,15	1	10
140/04	60	30	30	5	103/05	0,17	1	10
140/05	60	27	33	5	103/05	0,17	1	10
140/06	70	35	35	5	103/05	0,20	1	10
140/07	70	27	43	5	103/05	0,20	1	10
140/08	80	40	40	5	103/05	0,22	1	10
140/09	80	27	53	5	103/05	0,22	1	10
140/10	64	27	37	5	103/05	0,18	1	10
140/11	65	30	35	5	103/05	0,18	1	10
140/12	96	43	53	5	103/05	0,26	1	5
140/13	106	53	53	5	103/05	0,29	1	5
140/14	70	30	40	5	103/05	0,20	1	10
140/15	75	30	45	5	103/05	0,21	1	10
140/16	75	35	40	5	103/05	0,21	1	10
140/17	80	35	45	5	103/05	0,22	1	10
140/18	80	30	50	5	103/05	0,22	1	10
140/19	85	40	45	5	103/05	0,23	1	10
140/20	90	40	50	5	103/05	0,24	1	5
140/21	90	45	45	5	103/05	0,24	1	5

Doppio cilindro nichelato - Nickel-plated double cylinder

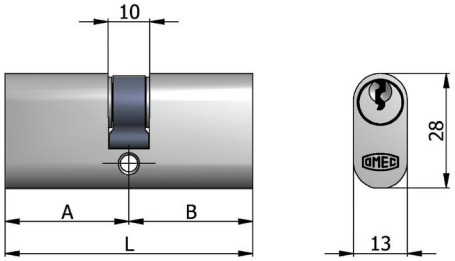

CARATTERISTICHE COSTRUTTIVE: Corpo in ottone nichel satinato - Cilindretti in ottone nichelato - Perni e controperni in ottone - Molle in bronzo fosforoso - Camma verticale in acciaio autolubrificante - Chiavi in ottone nichelato.

FUNZIONAMENTO: Rotazione della chiave di 360° - Le chiavi sono dipendenti e non possono azionare il cilindro se dall'altro lato é stata inserita e ruotata la chiave.

PARTI IN DOTAZIONE: 3 chiavi.

VARIANTI A RICHIESTA: Impianti speciali KA-MK-GMK-CL

CONSTRUCTIVE FEATURES: Satin nickel-plated brass body - Nickel-plated brass plugs - Brass pins - Phosphor bronze springs - Steel vertical cam - Nickel-plated brass keys.

WORKING: Turn the key 360° - The keys are dependent and cannot operate on the cylinder if on the other side the key was inserted and turned.

PROVIDED WITH: 3 keys.

ON REQUEST: Special keying systems KA-MK-GMK-CL

COD.	L	A	B			kg		
140/02 H	47	23,5	23,5	4	103/04	0,14	1	10
140/03 H	54	27	27	5	103/05	0,15	1	10
140/04 H	60	30	30	5	103/05	0,17	1	10
140/05 H	60	27	33	5	103/05	0,17	1	10
140/06 H	70	35	35	5	103/05	0,20	1	10
140/07 H	70	27	43	5	103/05	0,20	1	10
140/08 H	80	40	40	5	103/05	0,22	1	10
140/09 H	80	27	53	5	103/05	0,22	1	10
140/10 H	64	27	37	5	103/05	0,18	1	10
140/11 H	65	30	35	5	103/05	0,18	1	10
140/12 H	96	43	53	5	103/05	0,26	1	5
140/13 H	106	53	53	5	103/05	0,29	1	5
140/14 H	70	30	40	5	103/05	0,20	1	10
140/15 H	75	30	45	5	103/05	0,21	1	10
140/16 H	75	35	40	5	103/05	0,21	1	10
140/17 H	80	35	45	5	103/05	0,22	1	10
140/18 H	80	30	50	5	103/05	0,22	1	10
140/19 H	85	40	45	5	103/05	0,23	1	10
140/20 H	90	40	50	5	103/05	0,24	1	5
140/21 H	90	45	45	5	103/05	0,24	1	5

Mezzo cilindro - Half cylinder

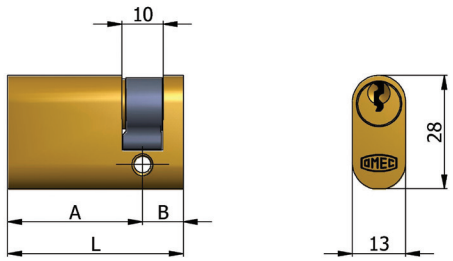

CARATTERISTICHE COSTRUTTIVE: Corpo in ottone - Cilindretto in ottone - Perni e controperni in ottone - Molle in bronzo fosforoso - Camma verticale in acciaio autolubrificante - Chiavi in ottone nichelato.

FUNZIONAMENTO: Rotazione della chiave di 360°.

PARTI IN DOTAZIONE: 3 chiavi.

VARIANTI A RICHIESTA: Impianti speciali KA-MK-GMK-CL

CONSTRUCTIVE FEATURES: Brass body - Brass plug - Brass pins - Phosphor bronze springs - Steel vertical cam - Nickel-plated brass keys.

WORKING: Turn the key 360°.

PROVIDED WITH: 3 keys.

ON REQUEST: Special keying systems KA-MK-GMK-CL

COD.	L	A	B			kg		
141/03	37	27	10	5	103/05	0,11	1	10
141/05	43	33	10	5	103/05	0,13	1	10
141/07	53	43	10	5	103/05	0,15	1	10

Mezzo cilindro nichelato - Nickel-plated half cylinder

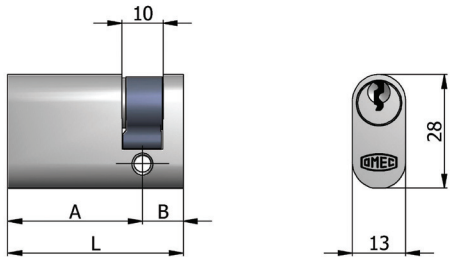

CARATTERISTICHE COSTRUTTIVE: Corpo in ottone nichel satinato - Cilindretto in ottone nichelato - Perni e controperni in ottone - Molle in bronzo fosforoso - Camma verticale in acciaio autolubrificante - Chiavi in ottone nichelato.

FUNZIONAMENTO: Rotazione della chiave di 360°.

PARTI IN DOTAZIONE: 3 chiavi.

VARIANTI A RICHIESTA: Impianti speciali KA-MK-GMK-CL

CONSTRUCTIVE FEATURES: Satin nickel-plated brass body - Nickel-plated brass plug - Brass pins - Phosphor bronze springs - Steel vertical cam - Nickel-plated brass keys.

WORKING: Turn the key 360°.

PROVIDED WITH: 3 keys.

ON REQUEST: Special keying systems KA-MK-GMK-CL

COD.	L	A	B			kg		
141/03 H	37	27	10	5	103/05	0,11	1	10
141/05 H	43	33	10	5	103/05	0,13	1	10
141/07 H	53	43	10	5	103/05	0,15	1	10

Doppio cilindro con pomolo - Double cylinder with knob

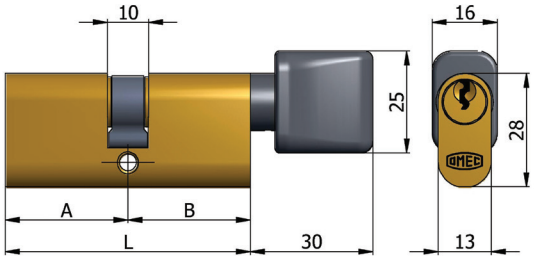



CARATTERISTICHE COSTRUTTIVE: Corpo in ottone - Cilindretto in ottone - Perni e controperni in ottone - Molle in bronzo fosforoso - Camma verticale in acciaio autolubrificante - Pomolo in nylon nero - Chiavi in ottone nichelato.

FUNZIONAMENTO: Rotazione della chiave o del pomolo di 360°.

PARTI IN DOTAZIONE: 3 chiavi.

VARIANTI A RICHIESTA: Impianti speciali KA-MK-GMK-CL

CONSTRUCTIVE FEATURES: Brass body - Brass plug - Brass pins - Phosphor bronze springs - Steel vertical cam - Black nylon knob - Nickel-plated brass keys.

WORKING: Turn the key or knob 360°.

PROVIDED WITH: 3 keys.

ON REQUEST: Special keying systems KA-MK-GMK-CL

COD.	L	A	B			kg		
143/03	54	27	27	5	103/05	0,17	1	10
143/04	60	30	30	5	103/05	0,18	1	5
143/05	60	27	33	5	103/05	0,18	1	5
143/06	60	33	27	5	103/05	0,19	1	5
143/07	70	35	35	5	103/05	0,21	1	5
143/08	70	27	43	5	103/05	0,21	1	5
143/09	70	43	27	5	103/05	0,22	1	5
143/10	80	40	40	5	103/05	0,24	1	5
143/11	80	27	53	5	103/05	0,24	1	5
143/12	80	53	27	5	103/05	0,24	1	5

Doppio cilindro nichelato con pomolo - Nickel-plated double cylinder with knob

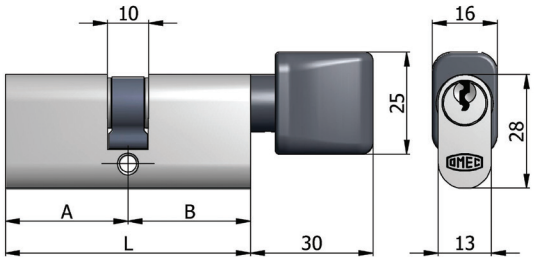



CARATTERISTICHE COSTRUTTIVE: Corpo in ottone nichel satinato - Cilindretto in ottone nichelato - Perni e controperni in ottone - Molle in bronzo fosforoso - Camma verticale in acciaio autolubrificante - Pomolo in nylon nero - Chiavi in ottone nichelato.

FUNZIONAMENTO: Rotazione della chiave o del pomolo di 360°.

PARTI IN DOTAZIONE: 3 chiavi.

VARIANTI A RICHIESTA: Impianti speciali KA-MK-GMK-CL

CONSTRUCTIVE FEATURES: Satin nickel-plated brass body - Nickel-plated brass plug - Brass pins - Phosphor bronze springs - Steel vertical cam - Black nylon knob - Nickel-plated brass keys.

WORKING: Turn the key or knob 360°.

PROVIDED WITH: 3 keys.

ON REQUEST: Special keying systems KA-MK-GMK-CL

COD.	L	A	B			kg		
143/03 H	54	27	27	5	103/05	0,17	1	10
143/04 H	60	30	30	5	103/05	0,18	1	5
143/05 H	60	27	33	5	103/05	0,18	1	5
143/06 H	60	33	27	5	103/05	0,19	1	5
143/07 H	70	35	35	5	103/05	0,21	1	5
143/08 H	70	27	43	5	103/05	0,21	1	5
143/09 H	70	43	27	5	103/05	0,22	1	5
143/10 H	80	40	40	5	103/05	0,24	1	5
143/11 H	80	27	53	5	103/05	0,24	1	5
143/12 H	80	53	27	5	103/05	0,24	1	5

Doppio cilindro con pomolo - Double cylinder with knob

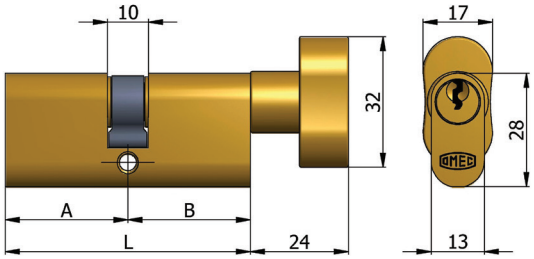

CARATTERISTICHE COSTRUTTIVE: Corpo in ottone - Cilindretto in ottone - Perni e controperni in ottone - Molle in bronzo fosforoso - Camma verticale in acciaio autolubrificante - Pomolo in ottone lucido verniciato - Chiavi in ottone nichelato.

FUNZIONAMENTO: Rotazione della chiave o del pomolo di 360°.

PARTI IN DOTAZIONE: 3 chiavi.

VARIANTI A RICHIESTA: Impianti speciali KA-MK-GMK-CL

CONSTRUCTIVE FEATURES: Brass body - Brass plug - Brass pins - Phosphor bronze springs - Steel vertical cam - Brass knob - Nickel-plated brass keys.

WORKING: Turn the key or knob 360°.

PROVIDED WITH: 3 keys.

ON REQUEST: Special keying systems KA-MK-GMK-CL

COD.	L	A	B			kg		
143/03B	54	27	27	5	103/05	0,22	1	10
143/04B	60	30	30	5	103/05	0,23	1	5
143/05B	60	27	33	5	103/05	0,23	1	5
143/06B	60	33	27	5	103/05	0,24	1	5
143/07B	70	35	35	5	103/05	0,26	1	5
143/08B	70	27	43	5	103/05	0,26	1	5
143/09B	70	43	27	5	103/05	0,27	1	5
143/10B	80	40	40	5	103/05	0,29	1	5
143/11B	80	27	53	5	103/05	0,29	1	5
143/12B	80	53	27	5	103/05	0,29	1	5

Doppio cilindro nichelato con pomolo - Nickel-plated double cylinder with knob

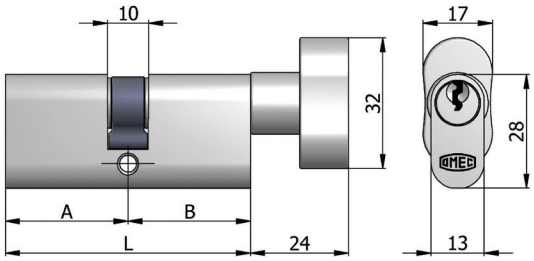



CARATTERISTICHE COSTRUTTIVE: Corpo in ottone nichel satinato - Cilindretto in ottone nichelato - Perni e controperni in ottone - Molle in bronzo fosforoso - Camma verticale in acciaio autolubrificante - Pomolo in lega speciale nichel satinata - Chiavi in ottone nichelato.

FUNZIONAMENTO: Rotazione della chiave o del pomolo di 360°.

PARTI IN DOTAZIONE: 3 chiavi.

VARIANTI A RICHIESTA: Impianti speciali KA-MK-GMK-CL

CONSTRUCTIVE FEATURES: Satin nickel-plated brass body - Nickel-plated brass plug - Brass pins - Phosphor bronze springs - Steel vertical cam - Satin nickel-plated special alloy knob - Nickel-plated brass keys.

WORKING: Turn the key or knob 360°.

PROVIDED WITH: 3 keys.

ON REQUEST: Special keying systems KA-MK-GMK-CL

COD.	L	A	B			kg		
143/03B H	54	27	27	5	103/05	0,22	1	10
143/04B H	60	30	30	5	103/05	0,23	1	5
143/05B H	60	27	33	5	103/05	0,23	1	5
143/06B H	60	33	27	5	103/05	0,24	1	5
143/07B H	70	35	35	5	103/05	0,26	1	5
143/08B H	70	27	43	5	103/05	0,26	1	5
143/09B H	70	43	27	5	103/05	0,27	1	5
143/10B H	80	40	40	5	103/05	0,29	1	5
143/11B H	80	27	53	5	103/05	0,29	1	5
143/12B H	80	53	27	5	103/05	0,29	1	5

Mezzo cilindro con pomolo - Half cylinder with knob

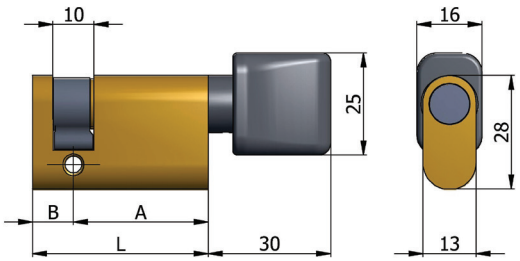

CARATTERISTICHE COSTRUTTIVE: Corpo in ottone - Camma in acciaio autolubrificante - Pomolo in nylon nero.
FUNZIONAMENTO: Rotazione del pomolo di 360°.
PARTI IN DOTAZIONE: /
VARIANTI A RICHIESTA: /

CONSTRUCTIVE FEATURES: Brass body - Steel cam - Black nylon knob.
WORKING: Turn the knob 360°.
PROVIDED WITH: /
ON REQUEST: /

COD.	L	A	B	kg		
144/03	37	27	10	0,10	1	10
144/04	40	30	10	0,11	1	10
144/05	43	33	10	0,12	1	10
144/07	53	43	10	0,14	1	10

Mezzo cilindro nichelato con pomolo - Nickel-plated half cylinder with knob

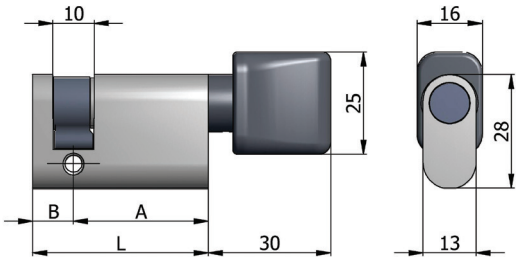

CARATTERISTICHE COSTRUTTIVE: Corpo in ottone nichel satinato - Camma in acciaio autolubrificante - Pomolo in nylon nero.
FUNZIONAMENTO: Rotazione del pomolo di 360°.
PARTI IN DOTAZIONE: /
VARIANTI A RICHIESTA: /

CONSTRUCTIVE FEATURES: Satin nickel-plated brass body - Steel cam - Black nylon knob.
WORKING: Turn the knob 360°.
PROVIDED WITH: /
ON REQUEST: /

COD.	L	A	B	kg		
144/03 H	37	27	10	0,10	1	10
144/04 H	40	30	10	0,11	1	10
144/05 H	43	33	10	0,12	1	10
144/07 H	53	43	10	0,14	1	10

Mezzo cilindro con pomolo - Half cylinder with knob

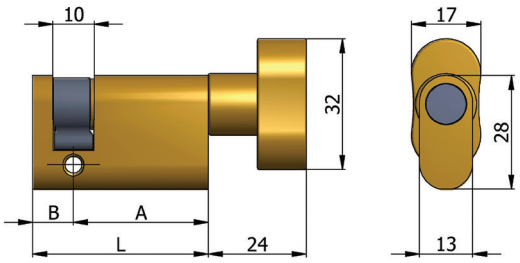

CARATTERISTICHE COSTRUTTIVE: Corpo in ottone - Camma in acciaio autolubrificante - Pomolo in ottone lucido verniciato.
FUNZIONAMENTO: Rotazione del pomolo di 360°.
PARTI IN DOTAZIONE: /
VARIANTI A RICHIESTA: /

CONSTRUCTIVE FEATURES: Brass body - Steel cam - Brass knob.
WORKING: Turn the knob 360°.
PROVIDED WITH: /
ON REQUEST: /

COD.	L	A	B	kg		
144/03B	37	27	10	0,15	1	10
144/04B	40	30	10	0,16	1	10
144/05B	43	33	10	0,17	1	10
144/07B	53	43	10	0,19	1	10

Mezzo cilindro nichelato con pomolo - Nickel-plated half cylinder with knob

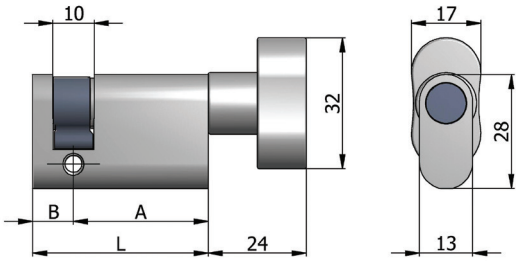

CARATTERISTICHE COSTRUTTIVE: Corpo in ottone nichel satinato - Camma in acciaio autolubrificante - Pomolo in lega speciale nichel satinata.
FUNZIONAMENTO: Rotazione del pomolo di 360°.
PARTI IN DOTAZIONE: /
VARIANTI A RICHIESTA: /

CONSTRUCTIVE FEATURES: Satin nickel-plated brass body - Steel cam - Satin nickel-plated special alloy knob.
WORKING: Turn the knob 360°.
PROVIDED WITH: /
ON REQUEST: /

COD.	L	A	B	kg		
144/03B H	37	27	10	0,15	1	10
144/04B H	40	30	10	0,16	1	10
144/05B H	43	33	10	0,17	1	10
144/07B H	53	43	10	0,19	1	10

Serie 2140

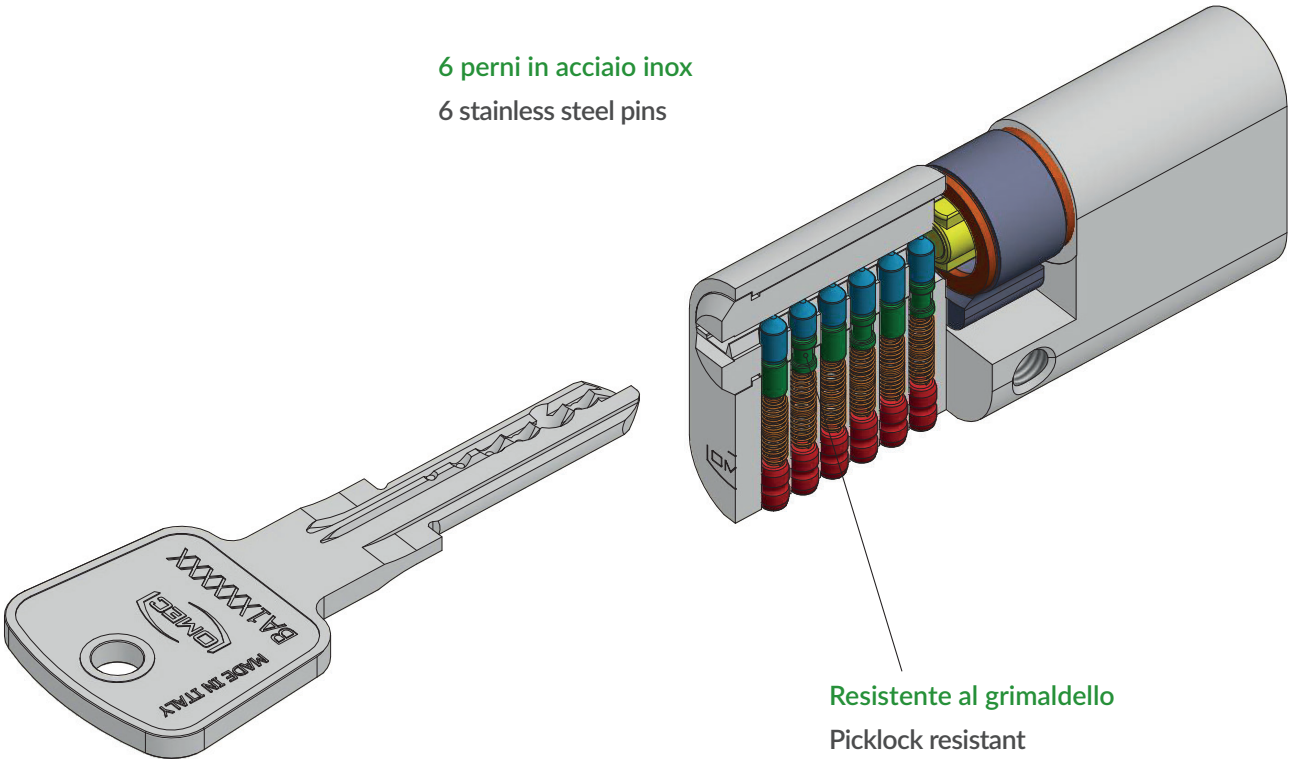

Costruiti secondo i parametri della norma UNI EN 1303:2005
Durabilità: grado 6 (100.000 cicli)
Sicurezza della chiave: grado 5 (oltre 30.000 combinazioni)
Sistemistica: per 1 sistema MK (con alto livello di sicurezza) = 2.000 possibili cifrature

Manufactured in accordance with parameters of standard UNI EN 1303:2005
Durability: grade 6 (100,000 cycles)
Security of the key: grade 5 (over 30,000 combinations)
Master keying potential: for 1 MK system (with high security level) = 2,000 possible combinations

Doppio cilindro nichelato - Nickel-plated double cylinder

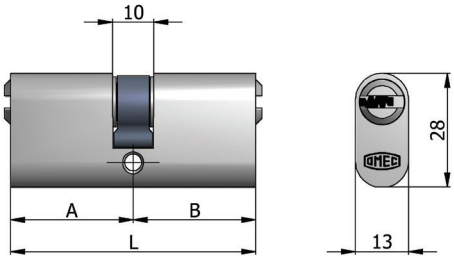

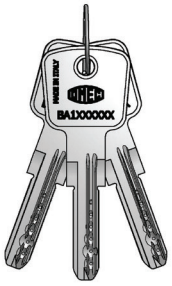

CARATTERISTICHE COSTRUTTIVE: Corpo in ottone nichel satinato - Cilindretti in ottone nichelato - Perni in acciaio inox - Controperni in ottone - Molle in bronzo fosforoso - Camma verticale in acciaio autolubrificante - Chiavi piatte reversibili in ottone nichelato con numero di codice.

FUNZIONAMENTO: Rotazione della chiave di 360°. Le chiavi sono dipendenti e non possono azionare il cilindro se dall'altro lato é stata inserita e ruotata la chiave.

PARTI IN DOTAZIONE: 3 chiavi.

VARIANTI A RICHIESTA: Impianti speciali KA-MK-GMK-CL

CONSTRUCTIVE FEATURES: Satin nickel-plated brass body - Nickel-plated brass plugs - Stainless steel pins - Brass drivers - Phosphor bronze springs - Steel vertical cam - Nickel-plated brass reversible flat keys with code number.

WORKING: Turn the key 360° - The keys are dependent and cannot operate on the cylinder if on the other side the key was inserted and turned.

PROVIDED WITH: 3 keys.

ON REQUEST: Special keying systems KA-MK-GMK-CL

COD.	L	A	B			kg		
2140/04 H	60	30	30	6	2040/06	0,22	1	10
2140/06 H	70	35	35	6	2040/06	0,24	1	10
2140/08 H	80	40	40	6	2040/06	0,27	1	10
2140/11 H	65	30	35	6	2040/06	0,23	1	10
2140/14 H	70	30	40	6	2040/06	0,24	1	10

Mezzo cilindro nichelato - Nickel-plated half cylinder

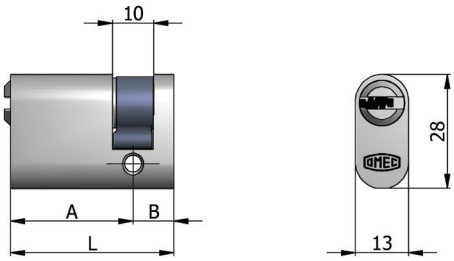

CARATTERISTICHE COSTRUTTIVE: Corpo in ottone nichel satinato - Cilindretto in ottone nichelato - Perni in acciaio inox - Controperni in ottone - Molle in bronzo fosforoso - Camma verticale in acciaio autolubrificante - Chiavi piatte reversibili in ottone nichelato con numero di codice.

FUNZIONAMENTO: Rotazione della chiave di 360°.

PARTI IN DOTAZIONE: 3 chiavi.

VARIANTI A RICHIESTA: Impianti speciali KA-MK-GMK-CL

CONSTRUCTIVE FEATURES: Satin nickel-plated brass body - Nickel-plated brass plug - Stainless steel pins - Brass drivers - Phosphor bronze springs - Steel vertical cam - Nickel-plated brass reversible flat keys with code number..

WORKING: Turn the key 360°.

PROVIDED WITH: 3 keys.

ON REQUEST: Special keying systems KA-MK-GMK-CL

COD.	L	A	B			kg		
2141/04 H	40	30	10	6	2040/06	0,14	1	10

Doppio cilindro nichelato con pomolo - Nickel-plated double cylinder with knob

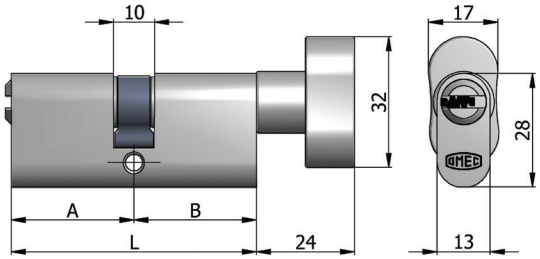

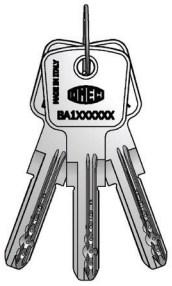

CARATTERISTICHE COSTRUTTIVE: Corpo in ottone nichel satinato - Cilindretto in ottone nichelato - Perni in acciaio inox - Controperni in ottone - Molle in bronzo fosforoso - Camma verticale in acciaio autolubrificante - Pomolo in lega speciale nichel satinata - Chiavi piatte reversibili in ottone nichelato con numero di codice.

FUNZIONAMENTO: Rotazione della chiave o del pomolo di 360°.

PARTI IN DOTAZIONE: 3 chiavi.

VARIANTI A RICHIESTA: Impianti speciali KA-MK-GMK-CL

CONSTRUCTIVE FEATURES: Satin nickel-plated brass body - Nickel-plated brass plug - Stainless steel pins - Brass drivers - Phosphor bronze springs - Steel vertical cam - Satin nickel-plated special alloy knob - Nickel-plated brass reversible flat keys with code number.

WORKING: Turn the key or knob 360°.

PROVIDED WITH: 3 keys.

ON REQUEST: Special keying systems KA-MK-GMK-CL

COD.	L	A	B			kg		
2143/04 H	60	30	30	6	2040/06	0,31	1	5
2143/07 H	70	35	35	6	2040/06	0,33	1	5
2143/13 H	65	30	35	6	2040/06	0,32	1	5
2143/20 H	65	35	30	6	2040/06	0,32	1	5

Doppio cilindro nichelato - Nickel-plated double cylinder

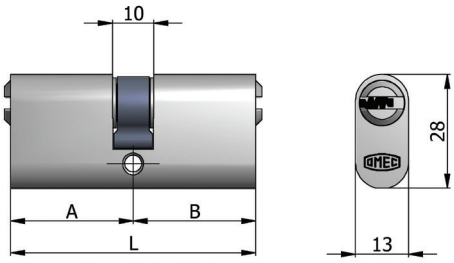

CARATTERISTICHE COSTRUTTIVE: Corpo in ottone nichel satinato - Cilindretti in ottone nichelato - Perni in acciaio inox - Controperni in ottone - Molle in bronzo fosforoso - Camma verticale in acciaio autolubrificante - Chiavi piatte reversibili in ottone nichelato con numero di codice.

FUNZIONAMENTO: Rotazione della chiave di 360°. Le chiavi sono dipendenti e non possono azionare il cilindro se dall'altro lato é stata inserita e ruotata la chiave.

PARTI IN DOTAZIONE: 5 chiavi, vite di fissaggio, carta di proprietà.

VARIANTI A RICHIESTA: Impianti speciali KA-MK-GMK-CL

CONSTRUCTIVE FEATURES: Satin nickel-plated brass body - Nickel-plated brass plugs - Stainless steel pins - Brass drivers - Phosphor bronze springs - Steel vertical cam - Nickel-plated brass reversible flat keys with code number.

WORKING: Turn the key 360° - The keys are dependent and cannot operate on the cylinder if on the other side the key was inserted and turned.

PROVIDED WITH: 5 keys, fixing screw, registration card.

ON REQUEST: Special keying systems KA-MK-GMK-CL

COD.	L	A	B			kg		
2140/504 H	60	30	30	6	2040/06	0,25	1	10
2140/506 H	70	35	35	6	2040/06	0,27	1	10
2140/508 H	80	40	40	6	2040/06	0,30	1	10
2140/511 H	65	30	35	6	2040/06	0,26	1	10
2140/514 H	70	30	40	6	2040/06	0,27	1	10

Mezzo cilindro nichelato - Nickel-plated half cylinder

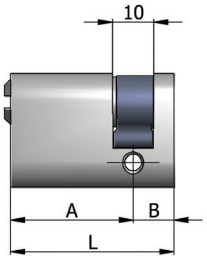

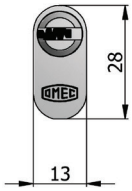

CARATTERISTICHE COSTRUTTIVE: Corpo in ottone nichel satinato - Cilindretto in ottone nichelato - Perni in acciaio inox - Controperni in ottone - Molle in bronzo fosforoso - Camma verticale in acciaio autolubrificante - Chiavi piatte reversibili in ottone nichelato con numero di codice.

FUNZIONAMENTO: Rotazione della chiave di 360°.

PARTI IN DOTAZIONE: 5 chiavi, vite di fissaggio, carta di proprietà.

VARIANTI A RICHIESTA: Impianti speciali KA-MK-GMK-CL

CONSTRUCTIVE FEATURES: Satin nickel-plated brass body - Nickel-plated brass plug - Stainless steel pins - Brass drivers - Phosphor bronze springs - Steel vertical cam - Nickel-plated brass reversible flat keys with code number.

WORKING: Turn the key 360°.

PROVIDED WITH: 5 keys, fixing screw, registration card.

ON REQUEST: Special keying systems KA-MK-GMK-CL

COD.	L	A	B			kg		
2141/504 H	40	30	10	6	2040/06	0,17	1	10

Doppio cilindro nichelato con pomolo - Nickel-plated double cylinder with knob

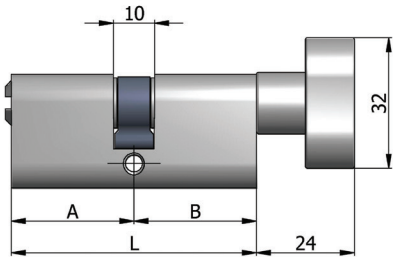

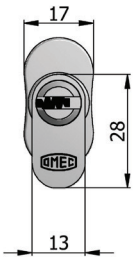

CARATTERISTICHE COSTRUTTIVE: Corpo in ottone nichel satinato - Cilindretto in ottone nichelato - Perni in acciaio inox - Controperni in ottone - Molle in bronzo fosforoso - Camma verticale in acciaio autolubrificante - Pomolo in lega speciale nichel satinata - Chiavi piatte reversibili in ottone nichelato con numero di codice.

FUNZIONAMENTO: Rotazione della chiave o del pomolo di 360°.

PARTI IN DOTAZIONE: 5 chiavi, vite di fissaggio, carta di proprietà.

VARIANTI A RICHIESTA: Impianti speciali KA-MK-GMK-CL

CONSTRUCTIVE FEATURES: Satin nickel-plated brass body - Nickel-plated brass plug - Stainless steel pins - Brass drivers - Phosphor bronze springs - Steel vertical cam - Satin nickel-plated special alloy knob - Nickel-plated brass reversible flat keys with code number.

WORKING: Turn the key or knob 360°.

PROVIDED WITH: 5 keys, fixing screw, registration card.

ON REQUEST: Special keying systems KA-MK-GMK-CL

COD.	L	A	B			kg		
2143/504 H	60	30	30	6	2040/06	0,34	1	5
2143/507 H	70	35	35	6	2040/06	0,36	1	5
2143/513 H	65	30	35	6	2040/06	0,35	1	5
2143/520 H	65	35	30	6	2040/06	0,35	1	5

Serie 2240

Carta di proprietà

Registration card

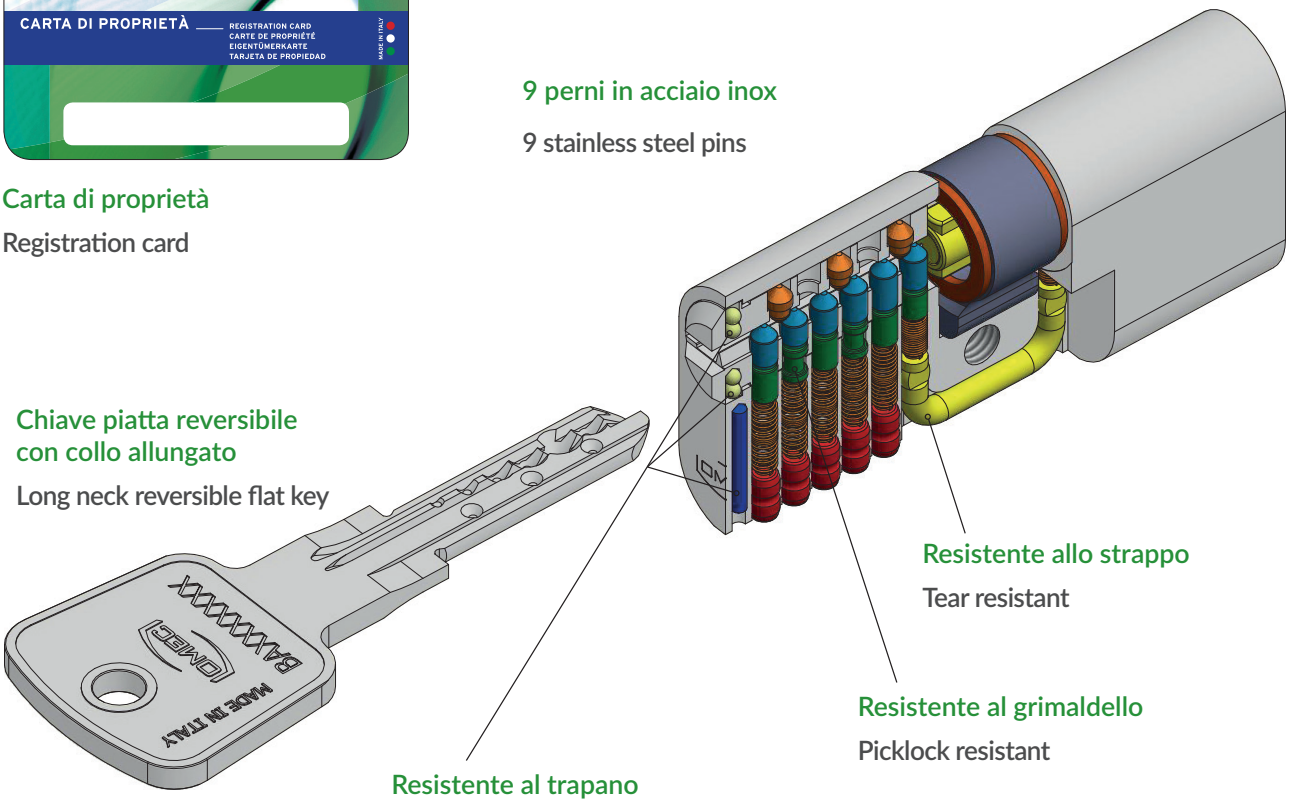

Costruiti secondo i parametri della norma UNI EN 1303:2005
Durabilità: grado 6 (100.000 cicli)
Sicurezza della chiave: grado 6 (oltre 300.000 combinazioni)
Sistemistica: per 1 sistema MK (con alto livello di sicurezza) = 20.000 possibili cifrature

Manufactured in accordance with parameters of standard UNI EN 1303:2005
Durability: grade 6 (100,000 cycles)
Security of the key: grade 6 (over 300,000 combinations)
Master keying potential: for 1 MK system (with high security level) = 20,000 possible combinations

Doppio cilindro nichelato - Nickel-plated double cylinder

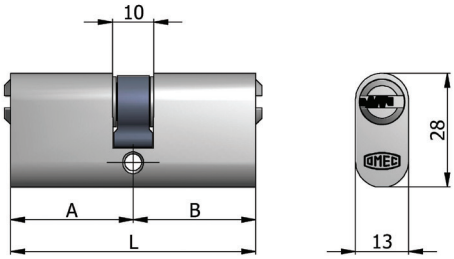

CARATTERISTICHE COSTRUTTIVE: Corpo in ottone nichel satinato con spine antitrapano e inserto antistrappo - Cilindretti in ottone nichelato con sfere antitrapano - Perni in acciaio inox - Controperni in ottone - Molle in bronzo fosforoso - Camma verticale in acciaio autolubrificante - Chiavi piatte reversibili in ottone nichelato con numero di codice.

FUNZIONAMENTO: Rotazione della chiave di 360°. Le chiavi sono dipendenti e non possono azionare il cilindro se dall'altro lato é stata inserita e ruotata la chiave.

PARTI IN DOTAZIONE: 5 chiavi, 5 cover blu, vite di fissaggio, carta di proprietà.

VARIANTI A RICHIESTA: Impianti speciali KA-MK-GMK-CL

CONSTRUCTIVE FEATURES: Satin nickel-plated brass body with steel drill resistant pins and tear resistant insert - Nickel-plated brass plugs with steel drill resistant balls - Stainless steel pins - Brass drivers - Phosphor bronze springs - Steel vertical cam - Nickel-plated brass reversible flat keys with code number.

WORKING: Turn the key 360°. The keys are dependent and cannot operate on the cylinder if on the other side the key was inserted and turned.

PROVIDED WITH: 5 keys, 5 blue key covers, fixing screw, registration card.

ON REQUEST: Special keying systems KA-MK-GMK-CL

COD.	L	A	B			kg		
2240/504 H	60	30	30	9	2040/06	0,27	1	5
2240/506 H	70	35	35	9	2040/06	0,29	1	5
2240/508 H	80	40	40	9	2040/06	0,32	1	5
2240/511 H	65	30	35	9	2040/06	0,28	1	5
2240/514 H	70	30	40	9	2040/06	0,29	1	5

Mezzo cilindro nichelato - Nickel-plated half cylinder

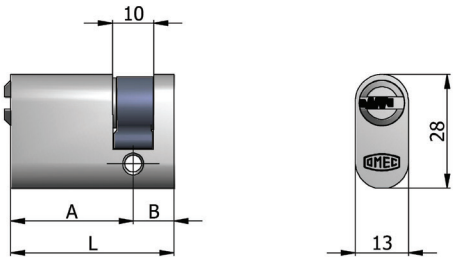

CARATTERISTICHE COSTRUTTIVE: Corpo in ottone nichel satinato con spina antitrapano - Cilindretto in ottone nichelato con sfere antitrapano - Perni in acciaio inox - Controperni in ottone - Molle in bronzo fosforoso - Camma verticale in acciaio autolubrificante - Chiavi piatte reversibili in ottone nichelato con numero di codice.

FUNZIONAMENTO: Rotazione della chiave di 360°.

PARTI IN DOTAZIONE: 5 chiavi, 5 cover blu, vite di fissaggio, carta di proprietà.

VARIANTI A RICHIESTA: Impianti speciali KA-MK-GMK-CL

CONSTRUCTIVE FEATURES: Satin nickel-plated brass body with steel drill resistant pin - Nickel-plated brass plug with steel drill resistant balls - Stainless steel pins - Brass drivers - Phosphor bronze springs - Steel vertical cam - Nickel-plated brass reversible flat keys with code number.

WORKING: Turn the key 360°.

PROVIDED WITH: 5 keys, 5 blue key covers, fixing screw, registration card.

ON REQUEST: Special keying systems KA-MK-GMK-CL

COD.	L	A	B			kg		
2241/504 H	40	30	10	9	2040/06	0,19	1	5

Doppio cilindro nichelato con pomolo - Nickel-plated double cylinder with knob

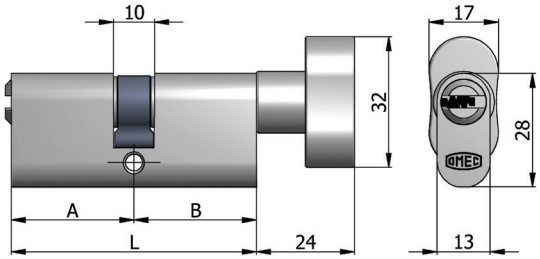

CARATTERISTICHE COSTRUTTIVE: Corpo in ottone nichel satinato con spina antitrapano e inserto antistrappo - Cilindretto in ottone nichelato con sfere antitrapano - Perni in acciaio inox - Controperni in ottone - Molle in bronzo fosforoso - Camma verticale in acciaio autolubrificante - Pomolo in lega speciale nichel satinata - Chiavi piatte reversibili in ottone nichelato con numero di codice.

FUNZIONAMENTO: Rotazione della chiave o del pomolo di 360°.

PARTI IN DOTAZIONE: 5 chiavi, 5 cover blu, vite di fissaggio, carta di proprietà.

VARIANTI A RICHIESTA: Impianti speciali KA-MK-GMK-CL

CONSTRUCTIVE FEATURES: Satin nickel-plated brass body with steel drill resistant pin and tear resistant insert - Nickel-plated brass plug with steel drill resistant balls - Stainless steel pins - Brass drivers - Phosphor bronze springs - Steel vertical cam - Satin nickel-plated special alloy knob - Nickel-plated brass reversible flat keys with code number.

WORKING: Turn the key or knob 360°.

PROVIDED WITH: 5 keys, 5 blue key covers, fixing screw, registration card.

ON REQUEST: Special keying systems KA-MK-GMK-CL

COD.	L	A	B			kg		
2243/504 H	60	30	30	9	2040/06	0,36	1	5
2243/507 H	70	35	35	9	2040/06	0,38	1	5
2243/513 H	65	30	35	9	2040/06	0,37	1	5
2243/520 H	65	35	30	9	2040/06	0,37	1	5

Serie 120

5 perni (escluso cod. 120/01 - 120/02 - 121/01 - 121/02)

5 pins (except cod. 120/01 - 120/02 - 121/01 - 121/02)

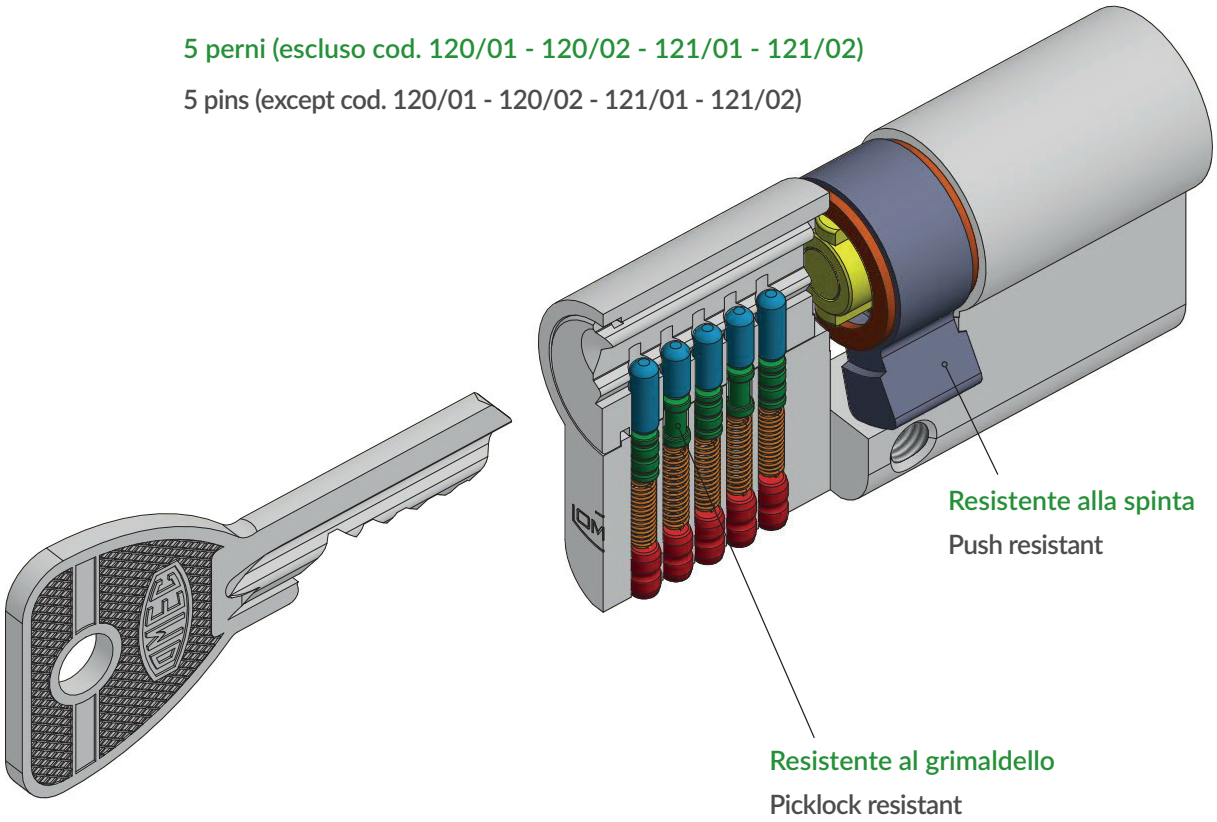

Costruiti secondo i parametri della norma UNI EN 1303:2005
Durabilità: grado 6 (100.000 cicli)
Sicurezza della chiave: grado 2 (oltre 5.000 combinazioni)
Sistemistica: per 1 sistema MK (con alto livello di sicurezza) = 500 possibili cifrature (escluso cod. 120/02)

Manufactured in accordance with parameters of standard UNI EN 1303:2005
Durability: grade 6 (100,000 cycles)
Security of the key: grade 2 (over 5,000 combinations)
Master keying potential: for 1 MK system (with high security level) = 500 possible combinations (except cod. 120/02)

Cilindri sagomati (5 perni)
Profile cylinders (5 pins)

Doppio cilindro - Double cylinder

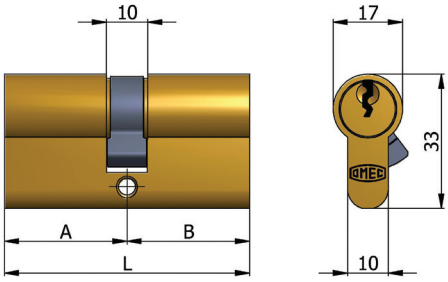

CARATTERISTICHE COSTRUTTIVE: Corpo in ottone - Cilindretti in ottone - Perni e controperni in ottone - Molle in bronzo fosforoso - Camma DIN disassata di 30° in acciaio autolubrificante - Chiavi in ottone nichelato.

FUNZIONAMENTO: Rotazione della chiave di 360° - Le chiavi sono dipendenti e non possono azionare il cilindro se dall'altro lato é stata inserita e ruotata la chiave.

PARTI IN DOTAZIONE: 3 chiavi.

VARIANTI A RICHIESTA: Impianti speciali KA-MK-GMK-CL

CONSTRUCTIVE FEATURES: Brass body - Brass plugs - Brass pins - Phosphor bronze springs - Steel off center 30° DIN cam - Nickel-plated brass keys.

WORKING: Turn the key 360° - The keys are dependent and cannot operate on the cylinder if on the other side the key was inserted and turned.

PROVIDED WITH: 3 keys.

ON REQUEST: Special keying systems KA-MK-GMK-CL

COD.	L	A	B			kg		
120/01	40	20	20	3	105/03	0,15	1	10
120/02	47	23,5	23,5	4	105/04	0,17	1	10
120/03	54	27	27	5	105/05	0,18	1	10
120/04	60	30	30	5	105/05	0,20	1	10
120/05	60	27	33	5	105/05	0,20	1	10
120/06	70	35	35	5	105/05	0,23	1	10
120/07	70	27	43	5	105/05	0,23	1	10
120/08	80	40	40	5	105/05	0,26	1	10
120/09	80	27	53	5	105/05	0,26	1	10
120/10	64	27	37	5	105/05	0,21	1	10
120/11	65	30	35	5	105/05	0,21	1	10
120/12	96	43	53	5	105/05	0,31	1	5
120/13	106	53	53	5	105/05	0,34	1	5
120/14	70	30	40	5	105/05	0,23	1	10
120/15	75	30	45	5	105/05	0,24	1	10
120/16	75	35	40	5	105/05	0,24	1	10
120/17	80	35	45	5	105/05	0,26	1	10
120/18	80	30	50	5	105/05	0,26	1	10
120/19	85	40	45	5	105/05	0,27	1	10
120/20	90	40	50	5	105/05	0,29	1	5
120/21	90	45	45	5	105/05	0,29	1	5
120/22	100	50	50	5	105/05	0,32	1	5
120/23	85	30	55	5	105/05	0,27	1	10
120/24	90	30	60	5	105/05	0,29	1	5
120/25	95	30	65	5	105/05	0,30	1	5
120/26	100	30	70	5	105/05	0,32	1	5
120/27	110	30	80	5	105/05	0,35	1	5
120/28	85	35	50	5	105/05	0,27	1	10
120/29	90	35	55	5	105/05	0,29	1	5
120/30	95	35	60	5	105/05	0,30	1	5
120/31	100	35	65	5	105/05	0,32	1	5
120/32	95	40	55	5	105/05	0,30	1	5
120/33	100	40	60	5	105/05	0,32	1	5
120/34	110	40	70	5	105/05	0,35	1	5
120/35	120	40	80	5	105/05	0,38	1	5
120/36	95	45	50	5	105/05	0,30	1	5
120/37	100	45	55	5	105/05	0,32	1	5
120/38	110	50	60	5	105/05	0,35	1	5
120/39	120	60	60	5	105/05	0,38	1	5
120/40	120	50	70	5	105/05	0,38	1	5
120/41	120	30	90	5	105/05	0,38	1	5
120/42	105	30	75	5	105/05	0,34	1	5

NEW

Doppio cilindro nichelato - Nickel-plated double cylinder

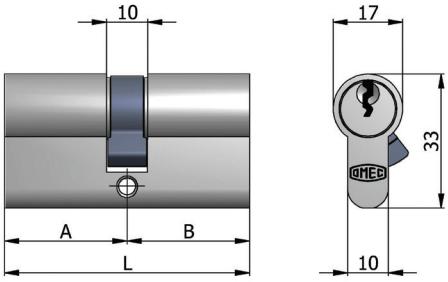

CARATTERISTICHE COSTRUTTIVE: Corpo in ottone nichel-satinato - Cilindretti in ottone nichelato - Perni e controperni in ottone - Molle in bronzo fosforoso - Camma DIN disassata di 30° in acciaio autolubrificante - Chiavi in ottone nichelato.

FUNZIONAMENTO: Rotazione della chiave di 360° - Le chiavi sono dipendenti e non possono azionare il cilindro se dall'altro lato é stata inserita e ruotata la chiave.

PARTI IN DOTAZIONE: 3 chiavi.

VARIANTI A RICHIESTA: Impianti speciali KA-MK-GMK-CL

CONSTRUCTIVE FEATURES: Satin nickel-plated brass body - Nickel-plated brass plugs - Brass pins - Phosphor bronze springs - Steel off center 30° DIN cam - Nickel-plated brass keys.

WORKING: Turn the key 360° - The keys are dependent and cannot operate on the cylinder if on the other side the key was inserted and turned.

PROVIDED WITH: 3 keys.

ON REQUEST: Special keying systems KA-MK-GMK-CL

COD.	L	A	B			kg		
120/01 H	40	20	20	3	105/03	0,15	1	10
120/02 H	47	23,5	23,5	4	105/04	0,17	1	10
120/03 H	54	27	27	5	105/05	0,18	1	10
120/04 H	60	30	30	5	105/05	0,20	1	10
120/05 H	60	27	33	5	105/05	0,20	1	10
120/06 H	70	35	35	5	105/05	0,23	1	10
120/07 H	70	27	43	5	105/05	0,23	1	10
120/08 H	80	40	40	5	105/05	0,26	1	10
120/09 H	80	27	53	5	105/05	0,26	1	10
120/10 H	64	27	37	5	105/05	0,21	1	10
120/11 H	65	30	35	5	105/05	0,21	1	10
120/12 H	96	43	53	5	105/05	0,31	1	5
120/13 H	106	53	53	5	105/05	0,34	1	5
120/14 H	70	30	40	5	105/05	0,23	1	10
120/15 H	75	30	45	5	105/05	0,24	1	10
120/16 H	75	35	40	5	105/05	0,24	1	10
120/17 H	80	35	45	5	105/05	0,26	1	10
120/18 H	80	30	50	5	105/05	0,26	1	10
120/19 H	85	40	45	5	105/05	0,27	1	10
120/20 H	90	40	50	5	105/05	0,29	1	5
120/21 H	90	45	45	5	105/05	0,29	1	5
120/22 H	100	50	50	5	105/05	0,32	1	5
120/23 H	85	30	55	5	105/05	0,27	1	10
120/24 H	90	30	60	5	105/05	0,29	1	5
120/25 H	95	30	65	5	105/05	0,30	1	5
120/26 H	100	30	70	5	105/05	0,32	1	5
120/27 H	110	30	80	5	105/05	0,35	1	5
120/28 H	85	35	50	5	105/05	0,27	1	10
120/29 H	90	35	55	5	105/05	0,29	1	5
120/30 H	95	35	60	5	105/05	0,30	1	5
120/31 H	100	35	65	5	105/05	0,32	1	5
120/32 H	95	40	55	5	105/05	0,30	1	5
120/33 H	100	40	60	5	105/05	0,32	1	5
120/34 H	110	40	70	5	105/05	0,35	1	5
120/35 H	120	40	80	5	105/05	0,38	1	5
120/36 H	95	45	50	5	105/05	0,30	1	5
120/37 H	100	45	55	5	105/05	0,32	1	5
120/38 H	110	50	60	5	105/05	0,35	1	5
120/39 H	120	60	60	5	105/05	0,38	1	5
120/40 H	120	50	70	5	105/05	0,38	1	5
120/41 H	120	30	90	5	105/05	0,38	1	5
120/42 H	105	30	75	5	105/05	0,34	1	5

NEW

Mezzo cilindro - Half cylinder

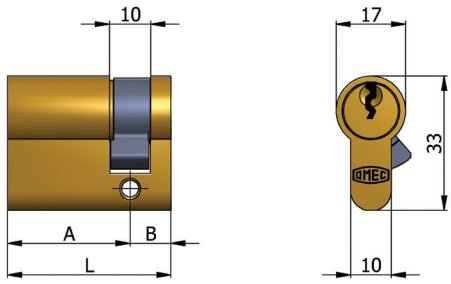

CARATTERISTICHE COSTRUTTIVE: Corpo in ottone - Cilindretto in ottone - Perni e controperni in ottone - Molle in bronzo fosforoso - Camma DIN disassata di 30° in acciaio autolubrificante - Chiavi in ottone nichelato.

FUNZIONAMENTO: Rotazione della chiave di 360°.

PARTI IN DOTAZIONE: 3 chiavi.

VARIANTI A RICHIESTA: Impianti speciali KA-MK-GMK-CL

CONSTRUCTIVE FEATURES: Brass body - Brass plug - Brass pins - Phosphor bronze springs - Steel off center 30° DIN cam - Nickel-plated brass keys.

WORKING: Turn the key 360°.

PROVIDED WITH: 3 keys.

ON REQUEST: Special keying systems KA-MK-GMK-CL

COD.	L	A	B			kg		
121/01	30	20	10	3	105/03	0,11	1	10
121/02	33,5	23,5	10	4	105/04	0,12	1	10
121/03	37	27	10	5	105/05	0,13	1	10
121/04	40	30	10	5	105/05	0,14	1	10
121/05	43	33	10	5	105/05	0,15	1	10
121/07	53	43	10	5	105/05	0,17	1	10
121/12	97	87	10	5	105/05	0,29	1	5
121/13	107	97	10	5	105/05	0,31	1	5
121/24	70	60	10	5	105/05	0,22	1	10
121/26	80	70	10	5	105/05	0,24	1	10

Mezzo cilindro nichelato - Nickel-plated half cylinder

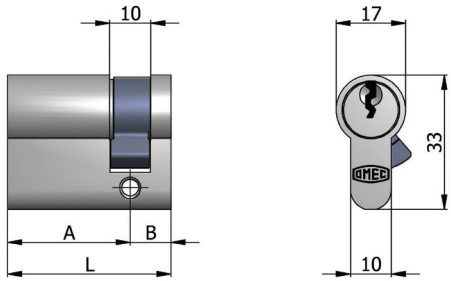

CARATTERISTICHE COSTRUTTIVE: Corpo in ottone nichel satinato - Cilindretto in ottone nichelato - Perni e controperni in ottone - Molle in bronzo fosforoso - Camma DIN disassata di 30° in acciaio autolubrificante - Chiavi in ottone nichelato.

FUNZIONAMENTO: Rotazione della chiave di 360°.

PARTI IN DOTAZIONE: 3 chiavi.

VARIANTI A RICHIESTA: Impianti speciali KA-MK-GMK-CL

CONSTRUCTIVE FEATURES: Satin nickel-plated brass body - Nickel-plated brass plug - Brass pins - Phosphor bronze springs - Steel off center 30° DIN cam - Nickel-plated brass keys.

WORKING: Turn the key 360°.

PROVIDED WITH: 3 keys.

ON REQUEST: Special keying systems KA-MK-GMK-CL

COD.	L	A	B			kg		
121/01 H	30	20	10	3	105/03	0,11	1	10
121/02 H	33,5	23,5	10	4	105/04	0,12	1	10
121/03 H	37	27	10	5	105/05	0,13	1	10
121/04 H	40	30	10	5	105/05	0,14	1	10
121/05 H	43	33	10	5	105/05	0,15	1	10
121/07 H	53	43	10	5	105/05	0,17	1	10
121/12 H	97	87	10	5	105/05	0,29	1	5
121/13 H	107	97	10	5	105/05	0,31	1	5
121/24 H	70	60	10	5	105/05	0,22	1	10
121/26 H	80	70	10	5	105/05	0,24	1	10

Doppio cilindro con pomolo - Double cylinder with knob

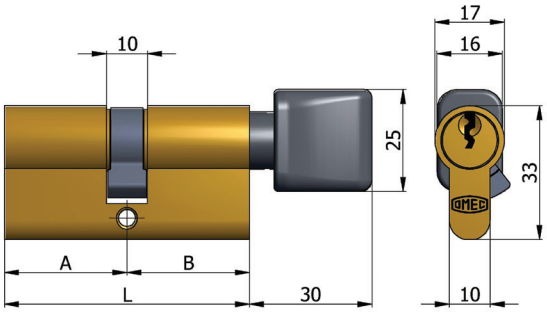

CARATTERISTICHE COSTRUTTIVE: Corpo in ottone - Cilindretto in ottone - Perni e controperni in ottone - Molle in bronzo fosforoso - Camma DIN disassata di 30° in acciaio autolubrificante - Pomolo in nylon nero - Chiavi in ottone nichelato.

FUNZIONAMENTO: Rotazione della chiave o del pomolo di 360°.

PARTI IN DOTAZIONE: 3 chiavi.

VARIANTI A RICHIESTA: Impianti speciali KA-MK-GMK-CL

CONSTRUCTIVE FEATURES: Brass body - Brass plug - Brass pins - Phosphor bronze springs - Steel off center 30° DIN cam - Black nylon knob - Nickel-plated brass keys.

WORKING: Turn the key or knob 360°.

PROVIDED WITH: 3 keys.

ON REQUEST: Special keying systems KA-MK-GMK-CL

COD.	L	A	B			kg		
123/03	54	27	27	5	105/05	0,21	1	10
123/04	60	30	30	5	105/05	0,22	1	5
123/05	60	27	33	5	105/05	0,22	1	5
123/06	60	33	27	5	105/05	0,23	1	5
123/07	70	35	35	5	105/05	0,25	1	5
123/08	70	27	43	5	105/05	0,25	1	5
123/09	70	43	27	5	105/05	0,26	1	5
123/10	80	40	40	5	105/05	0,28	1	5
123/11	80	27	53	5	105/05	0,28	1	5
123/12	80	53	27	5	105/05	0,28	1	5

Doppio cilindro nichelato con pomolo - Nickel-plated double cylinder with knob

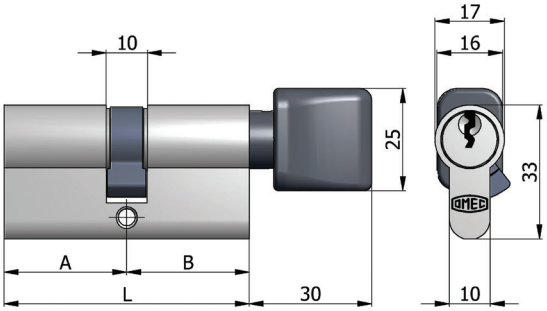

CARATTERISTICHE COSTRUTTIVE: Corpo in ottone nichel satinato - Cilindretto in ottone nichelato - Perni e controperni in ottone - Molle in bronzo fosforoso - Camma DIN disassata di 30° in acciaio autolubrificante - Pomolo in nylon nero - Chiavi in ottone nichelato.

FUNZIONAMENTO: Rotazione della chiave o del pomolo di 360°.

PARTI IN DOTAZIONE: 3 chiavi.

VARIANTI A RICHIESTA: Impianti speciali KA-MK-GMK-CL

CONSTRUCTIVE FEATURES: Satin nickel-plated brass body - Nickel-plated brass plug - Brass pins - Phosphor bronze springs - Steel off center 30° DIN cam - Black nylon knob - Nickel-plated brass keys.

WORKING: Turn the key or knob 360°.

PROVIDED WITH: 3 keys.

ON REQUEST: Special keying systems KA-MK-GMK-CL

COD.	L	A	B			kg		
123/03 H	54	27	27	5	105/05	0,21	1	10
123/04 H	60	30	30	5	105/05	0,22	1	5
123/05 H	60	27	33	5	105/05	0,22	1	5
123/06 H	60	33	27	5	105/05	0,23	1	5
123/07 H	70	35	35	5	105/05	0,25	1	5
123/08 H	70	27	43	5	105/05	0,25	1	5
123/09 H	70	43	27	5	105/05	0,26	1	5
123/10 H	80	40	40	5	105/05	0,28	1	5
123/11 H	80	27	53	5	105/05	0,28	1	5
123/12 H	80	53	27	5	105/05	0,28	1	5

Doppio cilindro con pomolo - Double cylinder with knob

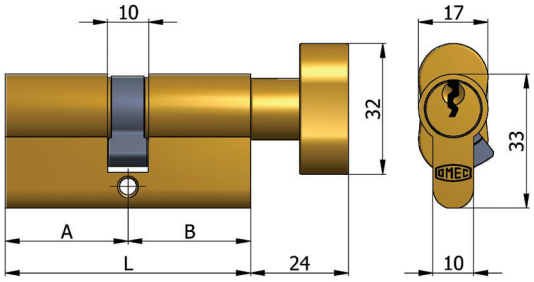

CARATTERISTICHE COSTRUTTIVE: Corpo in ottone - Cilindretto in ottone - Perni e controperni in ottone - Molle in bronzo fosforoso - Camma DIN disassata di 30° in acciaio autolubrificante - Pomolo in ottone lucido verniciato - Chiavi in ottone nichelato.

FUNZIONAMENTO: Rotazione della chiave o del pomolo di 360°.

PARTI IN DOTAZIONE: 3 chiavi.

VARIANTI A RICHIESTA: Impianti speciali KA-MK-GMK-CL

CONSTRUCTIVE FEATURES: Brass body - Brass plug - Brass pins - Phosphor bronze springs - Steel off center 30° DIN cam - Brass knob - Nickel-plated brass keys.

WORKING: Turn the key or knob 360°.

PROVIDED WITH: 3 keys.

ON REQUEST: Special keying systems KA-MK-GMK-CL

COD.	L	A	B			kg		
123/03B	54	27	27	5	105/05	0,25	1	10
123/04B	60	30	30	5	105/05	0,26	1	5
123/05B	60	27	33	5	105/05	0,26	1	5
123/06B	60	33	27	5	105/05	0,26	1	5
123/07B	70	35	35	5	105/05	0,29	1	5
123/08B	70	27	43	5	105/05	0,29	1	5
123/09B	70	43	27	5	105/05	0,29	1	5
123/10B	80	40	40	5	105/05	0,32	1	5
123/11B	80	27	53	5	105/05	0,32	1	5
123/12B	80	53	27	5	105/05	0,32	1	5

Doppio cilindro nichelato con pomolo - Nickel-plated double cylinder with knob

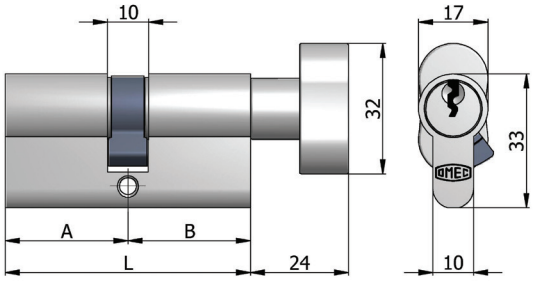

CARATTERISTICHE COSTRUTTIVE: Corpo in ottone nichel satinato - Cilindretto in ottone nichelato - Perni e controperni in ottone - Molle in bronzo fosforoso - Camma DIN disassata di 30° in acciaio autolubrificante - Pomolo in lega speciale nichel satinata. - Chiavi in ottone nichelato.

FUNZIONAMENTO: Rotazione della chiave o del pomolo di 360°.

PARTI IN DOTAZIONE: 3 chiavi.

VARIANTI A RICHIESTA: Impianti speciali KA-MK-GMK-CL

CONSTRUCTIVE FEATURES: Satin nickel-plated brass body - Nickel-plated brass plug - Brass pins - Phosphor bronze springs - Steel off center 30° DIN cam - Satin nickel-plated special alloy knob.- Nickel-plated brass keys.

WORKING: Turn the key or knob 360°.

PROVIDED WITH: 3 keys.

ON REQUEST: Special keying systems KA-MK-GMK-CL

COD.	L	A	B			kg		
123/03B H	54	27	27	5	105/05	0,25	1	10
123/04B H	60	30	30	5	105/05	0,26	1	5
123/05B H	60	27	33	5	105/05	0,26	1	5
123/06B H	60	33	27	5	105/05	0,26	1	5
123/07B H	70	35	35	5	105/05	0,29	1	5
123/08B H	70	27	43	5	105/05	0,29	1	5
123/09B H	70	43	27	5	105/05	0,29	1	5
123/10B H	80	40	40	5	105/05	0,32	1	5
123/11B H	80	27	53	5	105/05	0,32	1	5
123/12B H	80	53	27	5	105/05	0,32	1	5

Mezzo cilindro con pomolo - Half cylinder with knob

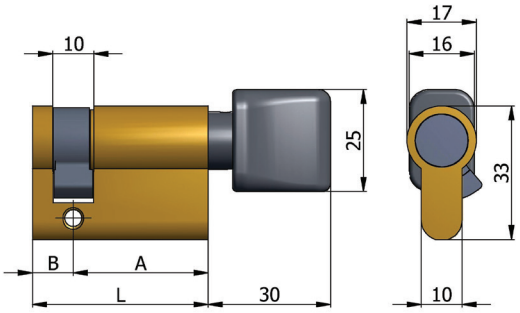

CARATTERISTICHE COSTRUTTIVE: Corpo in ottone - Camma DIN disassata di 30° in acciaio autolubrificante - Pomolo in nylon nero.
FUNZIONAMENTO: Rotazione del pomolo di 360°.
PARTI IN DOTAZIONE: /
VARIANTI A RICHIESTA: /

CONSTRUCTIVE FEATURES: Brass body - Steel off center 30° DIN cam - Black nylon knob.
WORKING: Turn the knob 360°.
PROVIDED WITH: /
ON REQUEST: /

COD.	L	A	B	kg		
124/03	37	27	10	0,12	1	10
124/04	40	30	10	0,13	1	10
124/05	43	33	10	0,14	1	10
124/07	53	43	10	0,16	1	10

Mezzo cilindro nichelato con pomolo - Nickel-plated half cylinder with knob

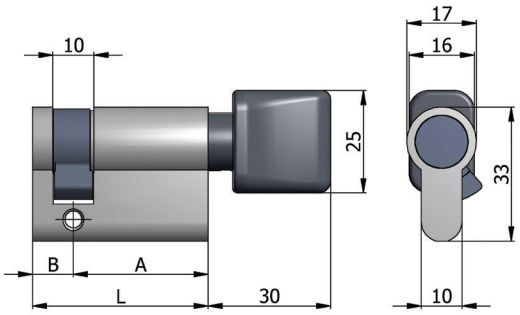

CARATTERISTICHE COSTRUTTIVE: Corpo in ottone nichel satinato - Camma DIN disassata di 30° in acciaio autolubrificante - Pomolo in nylon nero.
FUNZIONAMENTO: Rotazione del pomolo di 360°.
PARTI IN DOTAZIONE: /
VARIANTI A RICHIESTA: /

CONSTRUCTIVE FEATURES: Satin nickel-plated brass body - Steel off center 30° DIN cam - Black nylon knob.
WORKING: Turn the knob 360°.
PROVIDED WITH: /
ON REQUEST: /

COD.	L	A	B	kg		
124/03 H	37	27	10	0,12	1	10
124/04 H	40	30	10	0,13	1	10
124/05 H	43	33	10	0,14	1	10
124/07 H	53	43	10	0,16	1	10

Mezzo cilindro con pomolo - Half cylinder with knob

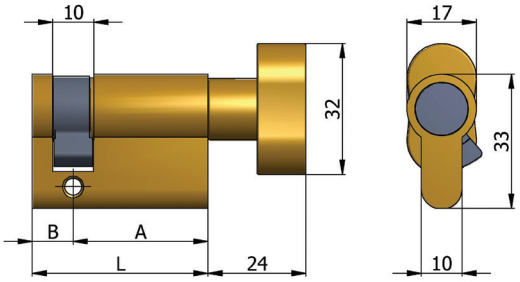

CARATTERISTICHE COSTRUTTIVE: Corpo in ottone - Camma DIN disassata di 30° in acciaio autolubrificante - Pomolo in ottone lucido verniciato.
FUNZIONAMENTO: Rotazione del pomolo di 360°.
PARTI IN DOTAZIONE: /
VARIANTI A RICHIESTA: /

CONSTRUCTIVE FEATURES: Brass body - Steel off center 30° DIN cam - Brass knob.
WORKING: Turn the knob 360°.
PROVIDED WITH: /
ON REQUEST: /

COD.	L	A	B	kg		
124/03B	37	27	10	0,16	1	10
124/04B	40	30	10	0,17	1	10
124/05B	43	33	10	0,18	1	10
124/07B	53	43	10	0,20	1	10

Mezzo cilindro nichelato con pomolo - Nickel-plated half cylinder with knob

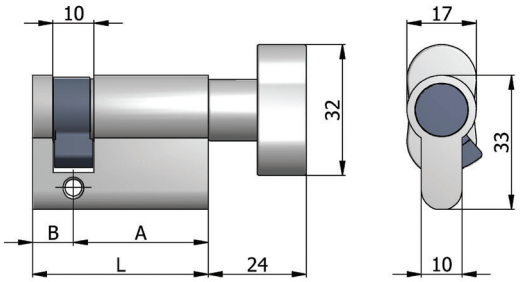

CARATTERISTICHE COSTRUTTIVE: Corpo in ottone nichel satinato - Camma DIN disassata di 30° in acciaio autolubrificante - Pomolo in lega speciale nichel satinata.
FUNZIONAMENTO: Rotazione del pomolo di 360°.
PARTI IN DOTAZIONE: /
VARIANTI A RICHIESTA: /

CONSTRUCTIVE FEATURES: Satin nickel-plated brass body - Steel off center 30° DIN cam - Satin nickel-plated special alloy knob.
WORKING: Turn the knob 360°.
PROVIDED WITH: /
ON REQUEST: /

NEW

COD.	L	A	B	kg		
124/03B H	37	27	10	0,16	1	10
124/04B H	40	30	10	0,17	1	10
124/05B H	43	33	10	0,18	1	10
124/07B H	53	43	10	0,20	1	10
124/26B H	80	70	10	0,27	1	5

Doppio cilindro per porte da bagno - Double cylinder for toilet doors

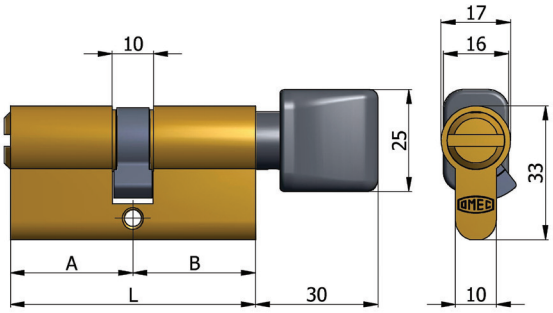

CARATTERISTICHE COSTRUTTIVE: Corpo in ottone - Cilindretto in ottone - Camma DIN disassata di 30° in acciaio autolubrificante - Pomolo in nylon nero.
FUNZIONAMENTO: Rotazione del cilindretto o del pomolo di 360°.
PARTI IN DOTAZIONE: /
VARIANTI A RICHIESTA: /

CONSTRUCTIVE FEATURES: Brass body - Brass plug - Steel off center 30° DIN cam - Black nylon knob.
WORKING: Turn the plug or knob 360°.
PROVIDED WITH: /
ON REQUEST: /

COD.	L	A	B	kg		
125/03	54	27	27	0,21	1	10
125/04	60	30	30	0,22	1	5
125/05	60	27	33	0,22	1	5
125/07	70	35	35	0,25	1	5

Doppio cilindro nichelato per porte da bagno - Nickel-plated double cylinder for toilet doors

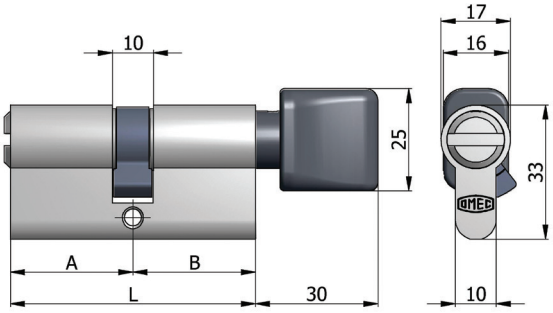

CARATTERISTICHE COSTRUTTIVE: Corpo in ottone nichel satinato - Cilindretto in ottone nichelato - Camma DIN disassata di 30° in acciaio autolubrificante - Pomolo in nylon nero.
FUNZIONAMENTO: Rotazione del cilindretto o del pomolo di 360°.
PARTI IN DOTAZIONE: /
VARIANTI A RICHIESTA: /

CONSTRUCTIVE FEATURES: Satin nickel-plated brass body - Nickel-plated brass plug - Steel off center 30° DIN cam - Black nylon knob.
WORKING: Turn the plug or knob 360°.
PROVIDED WITH: /
ON REQUEST: /

COD.	L	A	B	kg		
125/03 H	54	27	27	0,21	1	10
125/04 H	60	30	30	0,22	1	5
125/05 H	60	27	33	0,22	1	5
125/07 H	70	35	35	0,25	1	5

Doppio cilindro per porte da bagno - Double cylinder for toilet doors

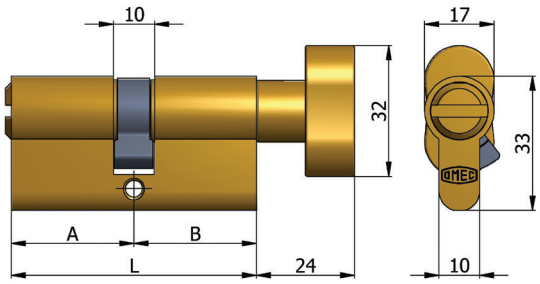

CARATTERISTICHE COSTRUTTIVE: Corpo in ottone - Cilindretto in ottone - Camma DIN disassata di 30° in acciaio autolubrificante - Pomolo in ottone lucido verniciato.
FUNZIONAMENTO: Rotazione del cilindretto o del pomolo di 360°.
PARTI IN DOTAZIONE: /
VARIANTI A RICHIESTA: /

CONSTRUCTIVE FEATURES: Brass body - Brass plug - Steel off center 30° DIN cam - Brass knob.
WORKING: Turn the plug or knob 360°.
PROVIDED WITH: /
ON REQUEST: /

COD.	L	A	B	kg		
125/03B	54	27	27	0,25	1	10
125/04B	60	30	30	0,26	1	5
125/05B	60	27	33	0,26	1	5
125/07B	70	35	35	0,29	1	5

Doppio cilindro nichelato per porte da bagno - Nickel-plated double cylinder for toilet doors

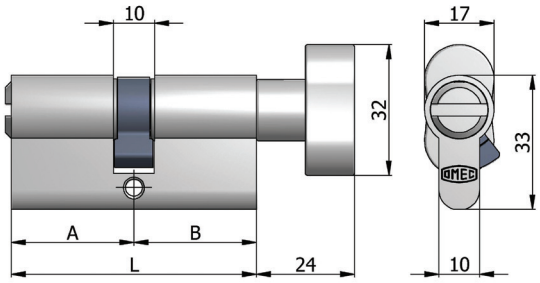

CARATTERISTICHE COSTRUTTIVE: Corpo in ottone nichel satinato - Cilindretto in ottone nichelato - Camma DIN disassata di 30° in acciaio autolubrificante - Pomolo in lega speciale nichel satinata.
FUNZIONAMENTO: Rotazione del cilindretto o del pomolo di 360°.
PARTI IN DOTAZIONE: /
VARIANTI A RICHIESTA: /

CONSTRUCTIVE FEATURES: Satin nickel-plated brass body - Nickel-plated brass plug - Steel off center 30° DIN cam - Satin nickel-plated special alloy knob.
WORKING: Turn the plug or knob 360°.
PROVIDED WITH: /
ON REQUEST: /

COD.	L	A	B	kg		
125/03B H	54	27	27	0,25	1	10
125/04B H	60	30	30	0,26	1	5
125/05B H	60	27	33	0,26	1	5
125/07B H	70	35	35	0,29	1	5

Serie 2120

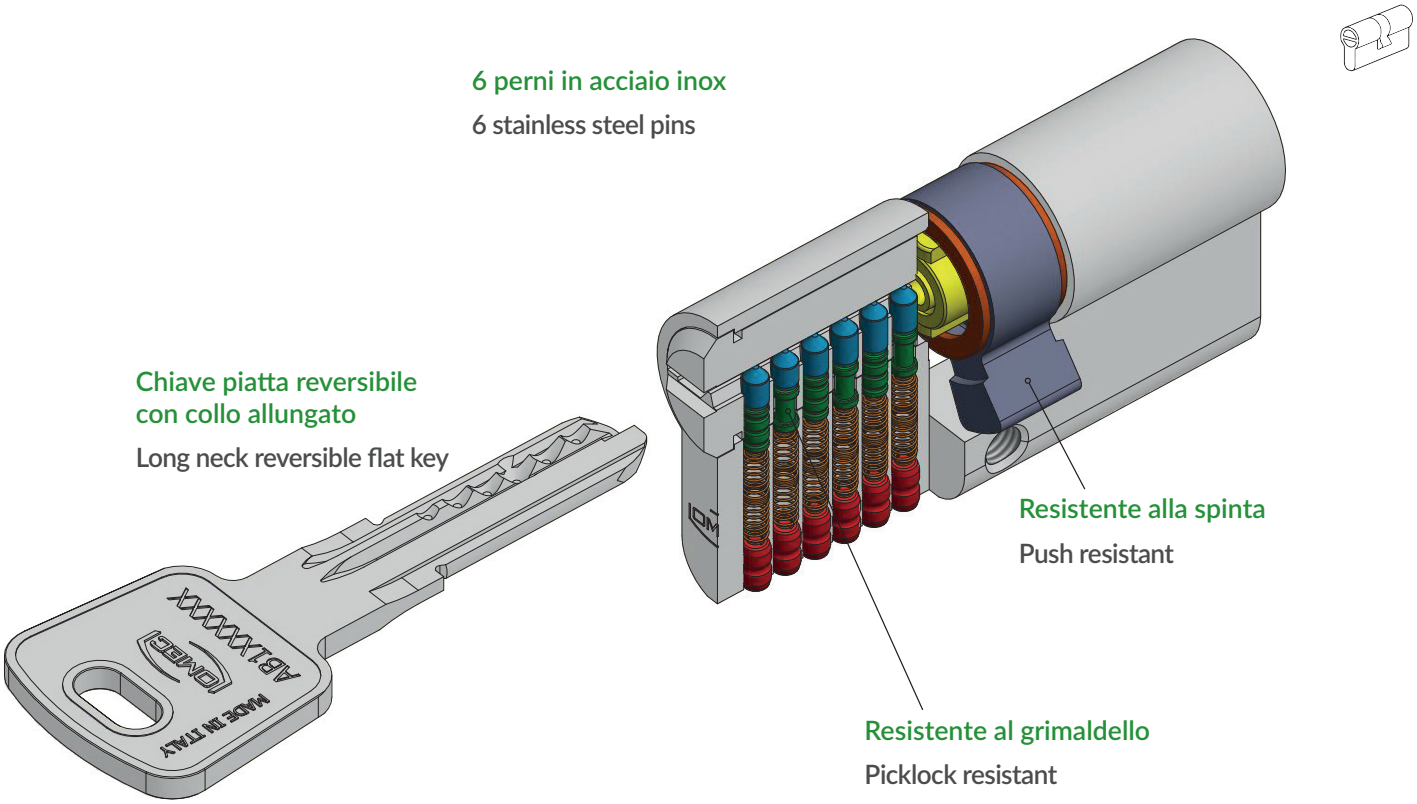

Costruiti secondo i parametri della norma UNI EN 1303:2005
Durabilità: grado 6 (100.000 cicli)
Sicurezza della chiave: grado 5 (oltre 30.000 combinazioni)
Sistemistica: per 1 sistema MK (con alto livello di sicurezza) = 2.000 possibili cifrature

Manufactured in accordance with parameters of standard UNI EN 1303:2005
Durability: grade 6 (100,000 cycles)
Security of the key: grade 5 (over 30,000 combinations)
Master keying potential: for 1 MK system (with high security level) = 2,000 possible combinations

Doppio cilindro nichelato - Nickel-plated double cylinder

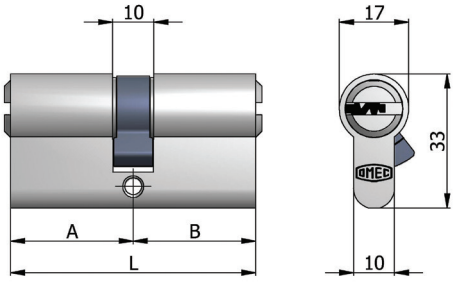

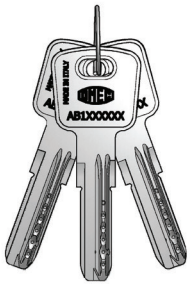

CARATTERISTICHE COSTRUTTIVE: Corpo in ottone nichel satinato - Cilindretti in ottone nichelato - Perni in acciaio inox - Controperni in ottone - Molle in bronzo fosforoso - Camma DIN disassata di 30° in acciaio autolubrificante - Chiavi piatte reversibili in ottone nichelato con numero di codice.

FUNZIONAMENTO: Rotazione della chiave di 360° - Le chiavi sono dipendenti e non possono azionare il cilindro se dall'altro lato é stata inserita e ruotata la chiave.

PARTI IN DOTAZIONE: 3 chiavi.

VARIANTI A RICHIESTA: Impianti speciali KA-MK-GMK-CL

CONSTRUCTIVE FEATURES: Satin nickel-plated brass body - Nickel-plated brass plugs - Stainless steel pins - Brass drivers - Phosphor bronze springs - Steel off center 30° DIN cam - Nickel-plated brass reversible flat keys with code number.

WORKING: Turn the key 360° - The keys are dependent and cannot operate on the cylinder if on the other side the key was inserted and turned.

PROVIDED WITH: 3 keys.

ON REQUEST: Special keying systems KA-MK-GMK-CL

COD.	L	A	B					
2120/04 H	60	30	30	6	2020/06	0,26	1	10
2120/06 H	70	35	35	6	2020/06	0,29	1	10
2120/08 H	80	40	40	6	2020/06	0,32	1	10
2120/11 H	65	30	35	6	2020/06	0,27	1	10
2120/14 H	70	30	40	6	2020/06	0,29	1	10
2120/15 H	75	30	45	6	2020/06	0,31	1	10
2120/16 H	75	35	40	6	2020/06	0,31	1	10
2120/17 H	80	35	45	6	2020/06	0,32	1	10
2120/18 H	80	30	50	6	2020/06	0,32	1	10
2120/19 H	85	40	45	6	2020/06	0,34	1	10
2120/20 H	90	40	50	6	2020/06	0,36	1	5
2120/21 H	90	45	45	6	2020/06	0,36	1	5
2120/22 H	100	50	50	6	2020/06	0,39	1	5
2120/23 H	85	30	55	6	2020/06	0,34	1	10
2120/24 H	90	30	60	6	2020/06	0,36	1	5
2120/25 H	95	30	65	6	2020/06	0,38	1	5
2120/26 H	100	30	70	6	2020/06	0,39	1	5
2120/27 H	110	30	80	6	2020/06	0,42	1	5
2120/28 H	85	35	50	6	2020/06	0,34	1	10
2120/29 H	90	35	55	6	2020/06	0,36	1	5
2120/30 H	95	35	60	6	2020/06	0,38	1	5
2120/31 H	100	35	65	6	2020/06	0,39	1	5
2120/32 H	95	40	55	6	2020/06	0,38	1	5
2120/33 H	100	40	60	6	2020/06	0,39	1	5
2120/34 H	110	40	70	6	2020/06	0,42	1	5
2120/35 H	120	40	80	6	2020/06	0,45	1	5
2120/36 H	95	45	50	6	2020/06	0,38	1	5
2120/37 H	100	45	55	6	2020/06	0,39	1	5
2120/38 H	110	50	60	6	2020/06	0,42	1	5
2120/39 H	120	60	60	6	2020/06	0,45	1	5
2120/40 H	120	50	70	6	2020/06	0,45	1	5
2120/41 H	120	30	90	6	2020/06	0,45	1	5
2120/42 H	105	30	75	6	2020/06	0,41	1	5

NEW

Doppio cilindro nichelato con chiave cantiere - Nickel-plated double cylinder with temporary key

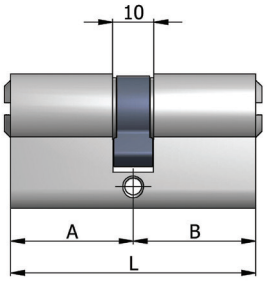

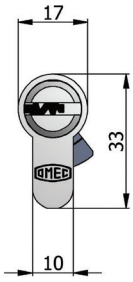

CARATTERISTICHE COSTRUTTIVE: Corpo in ottone nichel satinato - Cilindretti in ottone nichelato - Perni in acciaio inox - Controperni in ottone - Molle in bronzo fosforoso - Camma DIN disassata di 30° in acciaio autolubrificante - Chiavi piatte reversibili in ottone nichelato con numero di codice.

FUNZIONAMENTO: Rotazione della chiave di 360° - Le chiavi sono dipendenti e non possono azionare il cilindro se dall'altro lato é stata inserita e ruotata la chiave.

PARTI IN DOTAZIONE: 3 chiavi, 1 chiave cantiere, 3 cover blu, 1 cover rossa, vite di fissaggio, carta di proprietà.

VARIANTI A RICHIESTA: Impianti speciali KA

CONSTRUCTIVE FEATURES: Satin nickel-plated brass body - Nickel-plated brass plugs - Stainless steel pins - Brass drivers - Phosphor bronze springs - Steel off center 30° DIN cam - Nickel-plated brass reversible flat keys with code number.

WORKING: Turn the key 360° - The keys are dependent and cannot operate on the cylinder if on the other side the key was inserted and turned.

PROVIDED WITH: 3 keys, 1 temporary key, 3 blue key covers, 1 red key cover, fixing screw, registration card.

ON REQUEST: Special keying systems KA

1

Il cilindro funziona normalmente con la chiave cantiere (TK).

The cylinder normally works with the temporary key (TK).

2

Dopo l'inserimento e la rotazione della chiave proprietario, la chiave cantiere viene disattivata.

The temporary key is disarmed after that the owner key is inserted and turned.

3

La chiave cantiere non apre più il cilindro.

The temporary key doesn't open the cylinder.

NEW

COD.	L	A	B					
2120/04 H TK	60	30	30	6	2020/06	0,27	1	5
2120/06 H TK	70	35	35	6	2020/06	0,30	1	5
2120/08 H TK	80	40	40	6	2020/06	0,33	1	5
2120/11 H TK	65	30	35	6	2020/06	0,28	1	5
2120/14 H TK	70	30	40	6	2020/06	0,30	1	5
2120/15 H TK	75	30	45	6	2020/06	0,32	1	5
2120/16 H TK	75	35	40	6	2020/06	0,32	1	5
2120/17 H TK	80	35	45	6	2020/06	0,33	1	5
2120/18 H TK	80	30	50	6	2020/06	0,33	1	5
2120/19 H TK	85	40	45	6	2020/06	0,35	1	5
2120/20 H TK	90	40	50	6	2020/06	0,37	1	5
2120/21 H TK	90	45	45	6	2020/06	0,37	1	5
2120/22 H TK	100	50	50	6	2020/06	0,40	1	5
2120/23 H TK	85	30	55	6	2020/06	0,35	1	5
2120/24 H TK	90	30	60	6	2020/06	0,37	1	5
2120/25 H TK	95	30	65	6	2020/06	0,39	1	5
2120/26 H TK	100	30	70	6	2020/06	0,40	1	5
2120/27 H TK	110	30	80	6	2020/06	0,43	1	5
2120/28 H TK	85	35	50	6	2020/06	0,35	1	5
2120/29 H TK	90	35	55	6	2020/06	0,37	1	5
2120/30 H TK	95	35	60	6	2020/06	0,39	1	5
2120/31 H TK	100	35	65	6	2020/06	0,40	1	5
2120/32 H TK	95	40	55	6	2020/06	0,39	1	5
2120/33 H TK	100	40	60	6	2020/06	0,40	1	5
2120/34 H TK	110	40	70	6	2020/06	0,43	1	5
2120/35 H TK	120	40	80	6	2020/06	0,46	1	5
2120/36 H TK	95	45	50	6	2020/06	0,39	1	5
2120/37 H TK	100	45	55	6	2020/06	0,40	1	5
2120/38 H TK	110	50	60	6	2020/06	0,43	1	5
2120/39 H TK	120	60	60	6	2020/06	0,46	1	5
2120/40 H TK	120	50	70	6	2020/06	0,46	1	5
2120/41 H TK	120	30	90	6	2020/06	0,46	1	5
2120/42 H TK	105	30	75	6	2020/06	0,42	1	5

Doppio cilindro nichelato - Nickel-plated double cylinder

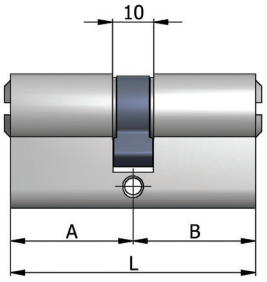

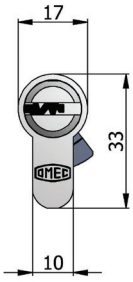

CARATTERISTICHE COSTRUTTIVE: Corpo in ottone nichel satinato - Cilindretti in ottone nichelato - Perni in acciaio inox - Controperni in ottone - Molle in bronzo fosforoso - Camma DIN disassata di 30° in acciaio autolubrificante - Chiavi piatte reversibili in ottone nichelato con numero di codice.

FUNZIONAMENTO: Rotazione della chiave di 360° - Le chiavi sono dipendenti e non possono azionare il cilindro se dall'altro lato é stata inserita e ruotata la chiave.

PARTI IN DOTAZIONE: 5 chiavi, vite di fissaggio, carta di proprietà.

VARIANTI A RICHIESTA: Impianti speciali KA-MK-GMK-CL

CONSTRUCTIVE FEATURES: Satin nickel-plated brass body - Nickel-plated brass plugs - Stainless steel pins - Brass drivers - Phosphor bronze springs - Steel off center 30° DIN cam - Nickel-plated brass reversible flat keys with code number.

WORKING: Turn the key 360° - The keys are dependent and cannot operate on the cylinder if on the other side the key was inserted and turned.

PROVIDED WITH: 5 keys, fixing screw, registration card.

ON REQUEST: Special keying systems KA-MK-GMK-CL

COD.	L	A	B			kg		
2120/504 H	60	30	30	6	2020/06	0,27	1	10
2120/506 H	70	35	35	6	2020/06	0,30	1	10
2120/508 H	80	40	40	6	2020/06	0,33	1	10
2120/511 H	65	30	35	6	2020/06	0,28	1	10
2120/514 H	70	30	40	6	2020/06	0,30	1	10
2120/515 H	75	30	45	6	2020/06	0,32	1	10
2120/516 H	75	35	40	6	2020/06	0,32	1	10
2120/517 H	80	35	45	6	2020/06	0,33	1	10
2120/518 H	80	30	50	6	2020/06	0,33	1	10
2120/519 H	85	40	45	6	2020/06	0,35	1	10
2120/520 H	90	40	50	6	2020/06	0,37	1	5
2120/521 H	90	45	45	6	2020/06	0,37	1	5
2120/522 H	100	50	50	6	2020/06	0,40	1	5
2120/523 H	85	30	55	6	2020/06	0,35	1	10
2120/524 H	90	30	60	6	2020/06	0,37	1	5
2120/525 H	95	30	65	6	2020/06	0,39	1	5
2120/526 H	100	30	70	6	2020/06	0,40	1	5
2120/527 H	110	30	80	6	2020/06	0,43	1	5
2120/528 H	85	35	50	6	2020/06	0,35	1	10
2120/529 H	90	35	55	6	2020/06	0,37	1	5
2120/530 H	95	35	60	6	2020/06	0,39	1	5
2120/531 H	100	35	65	6	2020/06	0,40	1	5
2120/532 H	95	40	55	6	2020/06	0,39	1	5
2120/533 H	100	40	60	6	2020/06	0,40	1	5
2120/534 H	110	40	70	6	2020/06	0,43	1	5
2120/535 H	120	40	80	6	2020/06	0,46	1	5
2120/536 H	95	45	50	6	2020/06	0,39	1	5
2120/537 H	100	45	55	6	2020/06	0,40	1	5
2120/538 H	110	50	60	6	2020/06	0,43	1	5
2120/539 H	120	60	60	6	2020/06	0,46	1	5
2120/540 H	120	50	70	6	2020/06	0,46	1	5
2120/541 H	120	30	90	6	2020/06	0,46	1	5
2120/542 H	105	30	75	6	2020/06	0,42	1	5

NEW

Doppio cilindro nichelato con chiave cantiere - Nickel-plated double cylinder with temporary key

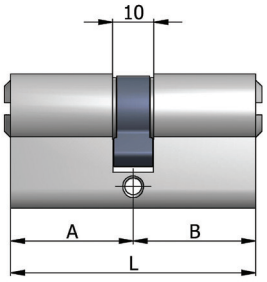

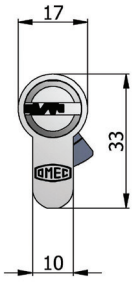





CARATTERISTICHE COSTRUTTIVE: Corpo in ottone nichel satinato - Cilindretti in ottone nichelato - Perni in acciaio inox - Controperni in ottone - Molle in bronzo fosforoso - Camma DIN disassata di 30° in acciaio autolubrificante - Chiavi piatte reversibili in ottone nichelato con numero di codice.

FUNZIONAMENTO: Rotazione della chiave di 360° - Le chiavi sono dipendenti e non possono azionare il cilindro se dall'altro lato é stata inserita e ruotata la chiave.

PARTI IN DOTAZIONE: 5 chiavi, 1 chiave cantiere, 5 cover blu, 1 cover rossa, vite di fissaggio, carta di proprietà.

VARIANTI A RICHIESTA: Impianti speciali KA

CONSTRUCTIVE FEATURES: Satin nickel-plated brass body - Nickel-plated brass plugs - Stainless steel pins - Brass drivers - Phosphor bronze springs - Steel off center 30° DIN cam - Nickel-plated brass reversible flat keys with code number.

WORKING: Turn the key 360° - The keys are dependent and cannot operate on the cylinder if on the other side the key was inserted and turned.

PROVIDED WITH: 5 keys, 1 temporary key, 5 blue key covers, 1 red key cover, fixing screw, registration card.

ON REQUEST: Special keying systems KA

COD.	L	A	B			kg		
2120/504 H TK	60	30	30	6	2020/06	0,31	1	5
2120/506 H TK	70	35	35	6	2020/06	0,34	1	5
2120/508 H TK	80	40	40	6	2020/06	0,37	1	5
2120/511 H TK	65	30	35	6	2020/06	0,32	1	5
2120/514 H TK	70	30	40	6	2020/06	0,34	1	5
2120/515 H TK	75	30	45	6	2020/06	0,36	1	5
2120/516 H TK	75	35	40	6	2020/06	0,36	1	5
2120/517 H TK	80	35	45	6	2020/06	0,37	1	5
2120/518 H TK	80	30	50	6	2020/06	0,37	1	5
2120/519 H TK	85	40	45	6	2020/06	0,39	1	5
2120/520 H TK	90	40	50	6	2020/06	0,41	1	5
2120/521 H TK	90	45	45	6	2020/06	0,41	1	5
2120/522 H TK	100	50	50	6	2020/06	0,44	1	5
2120/523 H TK	85	30	55	6	2020/06	0,39	1	5
2120/524 H TK	90	30	60	6	2020/06	0,41	1	5
2120/525 H TK	95	30	65	6	2020/06	0,43	1	5
2120/526 H TK	100	30	70	6	2020/06	0,44	1	5
2120/527 H TK	110	30	80	6	2020/06	0,47	1	5
2120/528 H TK	85	35	50	6	2020/06	0,39	1	5
2120/529 H TK	90	35	55	6	2020/06	0,41	1	5
2120/530 H TK	95	35	60	6	2020/06	0,43	1	5
2120/531 H TK	100	35	65	6	2020/06	0,44	1	5
2120/532 H TK	95	40	55	6	2020/06	0,43	1	5
2120/533 H TK	100	40	60	6	2020/06	0,44	1	5
2120/534 H TK	110	40	70	6	2020/06	0,47	1	5
2120/535 H TK	120	40	80	6	2020/06	0,50	1	5
2120/536 H TK	95	45	50	6	2020/06	0,43	1	5
2120/537 H TK	100	45	55	6	2020/06	0,44	1	5
2120/538 H TK	110	50	60	6	2020/06	0,47	1	5
2120/539 H TK	120	60	60	6	2020/06	0,50	1	5
2120/540 H TK	120	50	70	6	2020/06	0,50	1	5
2120/541 H TK	120	30	90	6	2020/06	0,50	1	5
2120/542 H TK	105	30	75	6	2020/06	0,46	1	5

1

Il cilindro funziona normalmente con la chiave cantiere (TK).

The cylinder normally works with the temporary key (TK).

2

Dopo l'inserimento e la rotazione della chiave proprietario, la chiave cantiere viene disattivata.

The temporary key is disarmed after that the owner key is inserted and turned.

3

La chiave cantiere non apre più il cilindro.

The temporary key doesn't open the cylinder.

NEW

Mezzo cilindro nichelato - Nickel-plated half cylinder

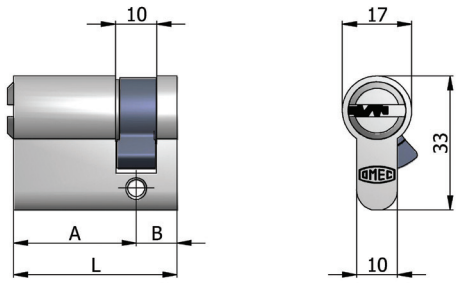

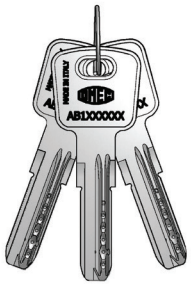

CARATTERISTICHE COSTRUTTIVE: Corpo in ottone nichel satinato - Cilindretto in ottone nichelato - Perni in acciaio inox - Controperni in ottone - Molle in bronzo fosforoso - Camma DIN disassata di 30° in acciaio autolubrificante - Chiavi piatte reversibili in ottone nichelato con numero di codice.

FUNZIONAMENTO: Rotazione della chiave di 360°.

PARTI IN DOTAZIONE: 3 chiavi.

VARIANTI A RICHIESTA: Impianti speciali KA-MK-GMK-CL

CONSTRUCTIVE FEATURES: Satin nickel-plated brass body - Nickel-plated brass plug - Stainless steel pins - Brass drivers - Phosphor bronze springs - Steel off center 30° DIN cam - Nickel-plated brass reversible flat keys with code number.

WORKING: Turn the key 360°.

PROVIDED WITH: 3 keys.

ON REQUEST: Special keying systems KA-MK-GMK-CL

COD.	L	A	B			kg		
2121/03 H	37	27	10	5	2020/06	0,14	1	10
2121/04 H	40	30	10	6	2020/06	0,15	1	10
2121/06 H	45	35	10	6	2020/06	0,17	1	10
2121/08 H	50	40	10	6	2020/06	0,19	1	10
2121/15 H	55	45	10	6	2020/06	0,21	1	10
2121/18 H	60	50	10	6	2020/06	0,23	1	10
2121/23 H	65	55	10	6	2020/06	0,24	1	10
2121/24 H	70	60	10	6	2020/06	0,26	1	10
2121/25 H	75	65	10	6	2020/06	0,28	1	10
2121/26 H	80	70	10	6	2020/06	0,29	1	10
2121/27 H	90	80	10	6	2020/06	0,33	1	5

Mezzo cilindro nichelato con chiave cantiere - Nickel-plated half cylinder with temporary key

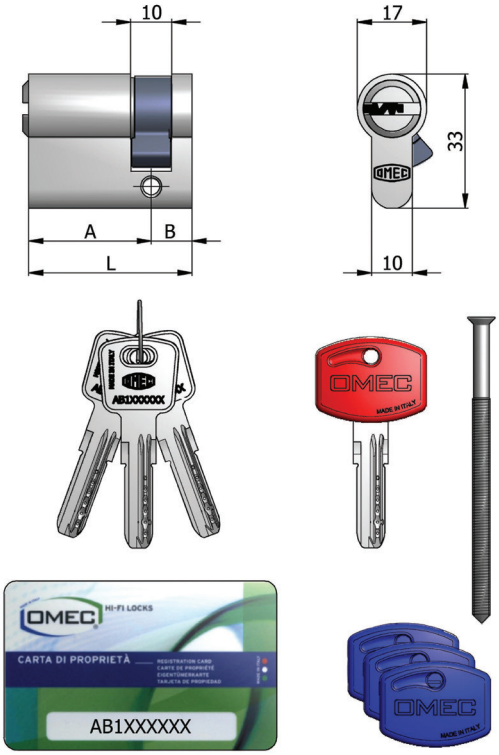

CARATTERISTICHE COSTRUTTIVE: Corpo in ottone nichel satinato - Cilindretto in ottone nichelato - Perni in acciaio inox - Controperni in ottone - Molle in bronzo fosforoso - Camma DIN disassata di 30° in acciaio autolubrificante - Chiavi piatte reversibili in ottone nichelato con numero di codice.

FUNZIONAMENTO: Rotazione della chiave di 360°.

PARTI IN DOTAZIONE: 3 chiavi, 1 chiave cantiere, 3 cover blu, 1 cover rossa, vite di fissaggio, carta di proprietà.

VARIANTI A RICHIESTA: Impianti speciali KA

CONSTRUCTIVE FEATURES: Satin nickel-plated brass body - Nickel-plated brass plug - Stainless steel pins - Brass drivers - Phosphor bronze springs - Steel off center 30° DIN cam - Nickel-plated brass reversible flat keys with code number.

WORKING: Turn the key 360°.

PROVIDED WITH: 3 keys, 1 temporary key, 3 blue key covers, 1 red key cover, fixing screw, registration card.

ON REQUEST: Special keying systems KA

COD.	L	A	B			kg		
2121/03 H TK	37	27	10	5	2020/06	0,18	1	5
2121/04 H TK	40	30	10	6	2020/06	0,19	1	5
2121/06 H TK	45	35	10	6	2020/06	0,21	1	5
2121/08 H TK	50	40	10	6	2020/06	0,23	1	5
2121/15 H TK	55	45	10	6	2020/06	0,25	1	5
2121/18 H TK	60	50	10	6	2020/06	0,27	1	5
2121/23 H TK	65	55	10	6	2020/06	0,28	1	5
2121/24 H TK	70	60	10	6	2020/06	0,30	1	5
2121/25 H TK	75	65	10	6	2020/06	0,32	1	5
2121/26 H TK	80	70	10	6	2020/06	0,33	1	5
2121/27 H TK	90	80	10	6	2020/06	0,37	1	5

1

Il cilindro funziona normalmente con la chiave cantiere (TK).

The cylinder normally works with the temporary key (TK).

2

Dopo l'inserimento e la rotazione della chiave proprietario, la chiave cantiere viene disattivata.

The temporary key is disarmed after that the owner key is inserted and turned.

3

La chiave cantiere non apre più il cilindro.

The temporary key doesn't open the cylinder.

Mezzo cilindro nichelato - Nickel-plated half cylinder

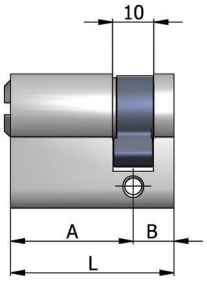

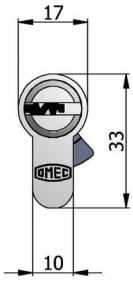

CARATTERISTICHE COSTRUTTIVE: Corpo in ottone nichel satinato - Cilindretto in ottone nichelato - Perni in acciao inox - Controperni in ottone - Molle in bronzo fosforoso - Camma DIN disassata di 30° in acciaio autolubrificante - Chiavi piatte reversibili in ottone nichelato con numero di codice.

FUNZIONAMENTO: Rotazione della chiave di 360°.

PARTI IN DOTAZIONE: 5 chiavi, vite di fissaggio, carta di proprietà.

VARIANTI A RICHIESTA: Impianti speciali KA-MK-GMK-CL

CONSTRUCTIVE FEATURES: Satin nickel-plated brass body - Nickel-plated brass plug - Stainless steel pins - Brass drivers - Phosphor bronze springs - Steel off center 30° DIN cam - Nickel-plated brass reversible flat keys with code number.

WORKING: Turn the key 360°.

PROVIDED WITH: 5 keys, fixing screw, registration card.

ON REQUEST: Special keying systems KA-MK-GMK-CL

COD.	L	A	B			kg		
2121/503 H	37	27	10	5	2020/06	0,18	1	10
2121/504 H	40	30	10	6	2020/06	0,19	1	10
2121/506 H	45	35	10	6	2020/06	0,21	1	10
2121/508 H	50	40	10	6	2020/06	0,23	1	10
2121/515 H	55	45	10	6	2020/06	0,25	1	10
2121/518 H	60	50	10	6	2020/06	0,27	1	10
2121/523 H	65	55	10	6	2020/06	0,28	1	10
2121/524 H	70	60	10	6	2020/06	0,30	1	10
2121/525 H	75	65	10	6	2020/06	0,32	1	10
2121/526 H	80	70	10	6	2020/06	0,33	1	10
2121/527 H	90	80	10	6	2020/06	0,37	1	5

Mezzo cilindro nichelato con chiave cantiere - Nickel-plated half cylinder with temporary key

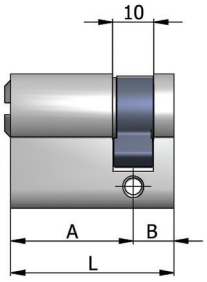

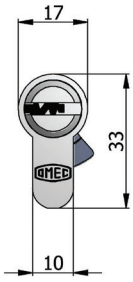



CARATTERISTICHE COSTRUTTIVE: Corpo in ottone nichel satinato - Cilindretto in ottone nichelato - Perni in acciaio inox - Controperni in ottone - Molle in bronzo fosforoso - Camma DIN disassata di 30° in acciaio autolubrificante - Chiavi piatte reversibili in ottone nichelato con numero di codice.

FUNZIONAMENTO: Rotazione della chiave di 360°.

PARTI IN DOTAZIONE: 5 chiavi, 1 chiave cantiere, 5 cover blu, 1 cover rossa, vite di fissaggio, carta di proprietà.

VARIANTI A RICHIESTA: Impianti speciali KA

CONSTRUCTIVE FEATURES: Satin nickel-plated brass body - Nickel-plated brass plug - Stainless steel pins - Brass drivers - Phosphor bronze springs - Steel off center 30° DIN cam - Nickel-plated brass reversible flat keys with code number.

WORKING: Turn the key 360°.

PROVIDED WITH: 5 keys, 1 temporary key, 5 blue key covers, 1 red key cover, fixing screw, registration card.

ON REQUEST: Special keying systems KA

COD.	L	A	B			kg		
2121/503 H TK	37	27	10	5	2020/06	0,22	1	5
2121/504 H TK	40	30	10	6	2020/06	0,23	1	5
2121/506 H TK	45	35	10	6	2020/06	0,25	1	5
2121/508 H TK	50	40	10	6	2020/06	0,27	1	5
2121/515 H TK	55	45	10	6	2020/06	0,29	1	5
2121/518 H TK	60	50	10	6	2020/06	0,31	1	5
2121/523 H TK	65	55	10	6	2020/06	0,32	1	5
2121/524 H TK	70	60	10	6	2020/06	0,34	1	5
2121/525 H TK	75	65	10	6	2020/06	0,36	1	5
2121/526 H TK	80	70	10	6	2020/06	0,37	1	5
2121/527 H TK	90	80	10	6	2020/06	0,41	1	5

1

Il cilindro funziona normalmente con la chiave cantiere (TK).

The cylinder normally works with the temporary key (TK).

2

Dopo l'inserimento e la rotazione della chiave proprietario, la chiave cantiere viene disattivata.

The temporary key is disarmed after that the owner key is inserted and turned.

3

La chiave cantiere non apre più il cilindro.

The temporary key doesn't open the cylinder.

Cilindri sagomati frizionati (6 perni)
Profile clutching cylinders (6 pins)

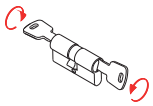

Doppio cilindro nichelato - Nickel-plated double cylinder

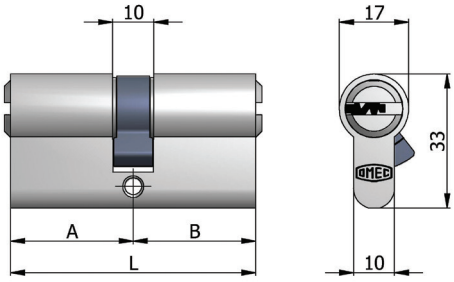

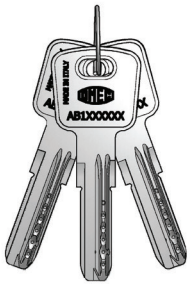

CARATTERISTICHE COSTRUTTIVE: Corpo in ottone nichel satinato - Cilindretti in ottone nichelato - Perni in acciaio inox - Controperni in ottone - Molle in bronzo fosforoso e acciaio inox - Camma DIN disassata di 30° in acciaio autolubrificante - Chiavi piatte reversibili in ottone nichelato con numero di codice.

FUNZIONAMENTO: Rotazione della chiave di 360° - Le chiavi sono indipendenti e possono azionare il cilindro anche se dall'altro lato é stata inserita e ruotata la chiave.

PARTI IN DOTAZIONE: 3 chiavi.

VARIANTI A RICHIESTA: Impianti speciali KA-MK-GMK-CL

CONSTRUCTIVE FEATURES: Satin nickel-plated brass body - Nickel-plated brass plugs - Stainless steel pins - Brass drivers - Phosphor bronze and stainless steel springs - Steel off center 30° DIN cam - Nickel-plated brass reversible flat keys with code number.

WORKING: Turn the key 360° - The keys are independent and can operate on the cylinder even if on the other side the key was inserted and turned.

PROVIDED WITH: 3 keys.

ON REQUEST: Special keying systems KA-MK-GMK-CL

COD.	L	A	B					
2122/04 H	60	30	30	6	2020/06	0,26	1	10
2122/06 H	70	35	35	6	2020/06	0,29	1	10
2122/08 H	80	40	40	6	2020/06	0,32	1	10
2122/11 H	65	30	35	6	2020/06	0,27	1	10
2122/14 H	70	30	40	6	2020/06	0,29	1	10
2122/15 H	75	30	45	6	2020/06	0,31	1	10
2122/16 H	75	35	40	6	2020/06	0,31	1	10
2122/17 H	80	35	45	6	2020/06	0,32	1	10
2122/18 H	80	30	50	6	2020/06	0,32	1	10
2122/19 H	85	40	45	6	2020/06	0,34	1	10
2122/20 H	90	40	50	6	2020/06	0,36	1	5
2122/21 H	90	45	45	6	2020/06	0,36	1	5
2122/22 H	100	50	50	6	2020/06	0,39	1	5
2122/23 H	85	30	55	6	2020/06	0,34	1	10
2122/24 H	90	30	60	6	2020/06	0,36	1	5
2122/25 H	95	30	65	6	2020/06	0,38	1	5
2122/26 H	100	30	70	6	2020/06	0,39	1	5
2122/27 H	110	30	80	6	2020/06	0,42	1	5
2122/28 H	85	35	50	6	2020/06	0,34	1	10
2122/29 H	90	35	55	6	2020/06	0,36	1	5
2122/30 H	95	35	60	6	2020/06	0,38	1	5
2122/31 H	100	35	65	6	2020/06	0,39	1	5
2122/32 H	95	40	55	6	2020/06	0,38	1	5
2122/33 H	100	40	60	6	2020/06	0,39	1	5
2122/34 H	110	40	70	6	2020/06	0,42	1	5
2122/35 H	120	40	80	6	2020/06	0,45	1	5
2122/36 H	95	45	50	6	2020/06	0,38	1	5
2122/37 H	100	45	55	6	2020/06	0,39	1	5
2122/38 H	110	50	60	6	2020/06	0,42	1	5
2122/39 H	120	60	60	6	2020/06	0,45	1	5
2122/40 H	120	50	70	6	2020/06	0,45	1	5
2122/41 H	120	30	90	6	2020/06	0,45	1	5
2122/42 H	105	30	75	6	2020/06	0,41	1	5

NEW

Cilindri sagomati frizionati (6 perni)
Profile clutching cylinders (6 pins)

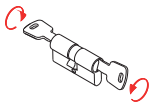

Doppio cilindro nichelato con chiave cantiere - Nickel-plated double cylinder with temporary key

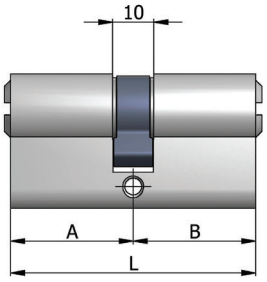

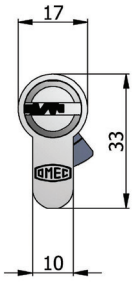

CARATTERISTICHE COSTRUTTIVE: Corpo in ottone nichel satinato - Cilindretti in ottone nichelato - Perni in acciaio inox - Controperni in ottone - Molle in bronzo fosforoso e acciaio inox - Camma DIN disassata di 30° in acciaio autolubrificante - Chiavi piatte reversibili in ottone nichelato con numero di codice.

FUNZIONAMENTO: Rotazione della chiave di 360° - Le chiavi sono indipendenti e possono azionare il cilindro anche se dall'altro lato é stata inserita e ruotata la chiave.

PARTI IN DOTAZIONE: 3 chiavi, 1 chiave cantiere, 3 cover blu, 1 cover rossa, vite di fissaggio, carta di proprietà.

VARIANTI A RICHIESTA: Impianti speciali KA

CONSTRUCTIVE FEATURES: Satin nickel-plated brass body - Nickel-plated brass plugs - Stainless steel pins - Brass drivers - Phosphor bronze and stainless steel springs - Steel off center 30° DIN cam - Nickel-plated brass reversible flat keys with code number.

WORKING: Turn the key 360° - The keys are independent and can operate on the cylinder even if on the other side the key was inserted and turned.

PROVIDED WITH: 3 keys, 1 temporary key, 3 blue key covers, 1 red key cover, fixing screw, registration card.

ON REQUEST: Special keying systems KA

1

Il cilindro funziona normalmente con la chiave cantiere (TK).

The cylinder normally works with the temporary key (TK).

2

Dopo l'inserimento e la rotazione della chiave proprietario, la chiave cantiere viene disattivata.

The temporary key is disarmed after that the owner key is inserted and turned.

3

La chiave cantiere non apre più il cilindro.

The temporary key doesn't open the cylinder.

NEW

COD.	L	A	B			kg		
2122/04 H TK	60	30	30	6	2020/06	0,27	1	5
2122/06 H TK	70	35	35	6	2020/06	0,30	1	5
2122/08 H TK	80	40	40	6	2020/06	0,33	1	5
2122/11 H TK	65	30	35	6	2020/06	0,28	1	5
2122/14 H TK	70	30	40	6	2020/06	0,30	1	5
2122/15 H TK	75	30	45	6	2020/06	0,32	1	5
2122/16 H TK	75	35	40	6	2020/06	0,32	1	5
2122/17 H TK	80	35	45	6	2020/06	0,33	1	5
2122/18 H TK	80	30	50	6	2020/06	0,33	1	5
2122/19 H TK	85	40	45	6	2020/06	0,35	1	5
2122/20 H TK	90	40	50	6	2020/06	0,37	1	5
2122/21 H TK	90	45	45	6	2020/06	0,37	1	5
2122/22 H TK	100	50	50	6	2020/06	0,40	1	5
2122/23 H TK	85	30	55	6	2020/06	0,35	1	5
2122/24 H TK	90	30	60	6	2020/06	0,37	1	5
2122/25 H TK	95	30	65	6	2020/06	0,39	1	5
2122/26 H TK	100	30	70	6	2020/06	0,40	1	5
2122/27 H TK	110	30	80	6	2020/06	0,43	1	5
2122/28 H TK	85	35	50	6	2020/06	0,35	1	5
2122/29 H TK	90	35	55	6	2020/06	0,37	1	5
2122/30 H TK	95	35	60	6	2020/06	0,39	1	5
2122/31 H TK	100	35	65	6	2020/06	0,40	1	5
2122/32 H TK	95	40	55	6	2020/06	0,39	1	5
2122/33 H TK	100	40	60	6	2020/06	0,40	1	5
2122/34 H TK	110	40	70	6	2020/06	0,43	1	5
2122/35 H TK	120	40	80	6	2020/06	0,46	1	5
2122/36 H TK	95	45	50	6	2020/06	0,39	1	5
2122/37 H TK	100	45	55	6	2020/06	0,40	1	5
2122/38 H TK	110	50	60	6	2020/06	0,43	1	5
2122/39 H TK	120	60	60	6	2020/06	0,46	1	5
2122/40 H TK	120	50	70	6	2020/06	0,46	1	5
2122/41 H TK	120	30	90	6	2020/06	0,46	1	5
2122/42 H TK	105	30	75	6	2020/06	0,42	1	5

Cilindri sagomati frizionati (6 perni)
Profile clutching cylinders (6 pins)

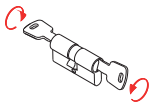

Doppio cilindro nichelato - Nickel-plated double cylinder

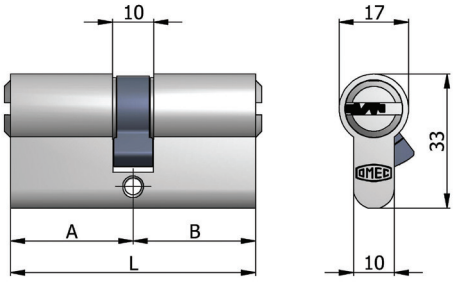

CARATTERISTICHE COSTRUTTIVE: Corpo in ottone nichel satinato - Cilindretti in ottone nichelato - Perni in acciaio inox - Controperni in ottone - Molle in bronzo fosforoso e acciaio inox - Camma DIN disassata di 30° in acciaio autolubrificante - Chiavi piatte reversibili in ottone nichelato con numero di codice.

FUNZIONAMENTO: Rotazione della chiave di 360° - Le chiavi sono indipendenti e possono azionare il cilindro anche se dall'altro lato é stata inserita e ruotata la chiave.

PARTI IN DOTAZIONE: 5 chiavi, vite di fissaggio, carta di proprietà.

VARIANTI A RICHIESTA: Impianti speciali KA-MK-GMK-CL

CONSTRUCTIVE FEATURES: Satin nickel-plated brass body - Nickel-plated brass plugs - Stainless steel pins - Brass drivers - Phosphor bronze and stainless steel springs - Steel off center 30° DIN cam - Nickel-plated brass reversible flat keys with code number.

WORKING: Turn the key 360° - The keys are independent and can operate on the cylinder even if on the other side the key was inserted and turned.

PROVIDED WITH: 5 keys, fixing screw, registration card.

ON REQUEST: Special keying systems KA-MK-GMK-CL

COD.	L	A	B			kg		
2122/504 H	60	30	30	6	2020/06	0,27	1	10
2122/506 H	70	35	35	6	2020/06	0,30	1	10
2122/508 H	80	40	40	6	2020/06	0,33	1	10
2122/511 H	65	30	35	6	2020/06	0,28	1	10
2122/514 H	70	30	40	6	2020/06	0,30	1	10
2122/515 H	75	30	45	6	2020/06	0,32	1	10
2122/516 H	75	35	40	6	2020/06	0,32	1	10
2122/517 H	80	35	45	6	2020/06	0,33	1	10
2122/518 H	80	30	50	6	2020/06	0,33	1	10
2122/519 H	85	40	45	6	2020/06	0,35	1	10
2122/520 H	90	40	50	6	2020/06	0,37	1	5
2122/521 H	90	45	45	6	2020/06	0,37	1	5
2122/522 H	100	50	50	6	2020/06	0,40	1	5
2122/523 H	85	30	55	6	2020/06	0,35	1	10
2122/524 H	90	30	60	6	2020/06	0,37	1	5
2122/525 H	95	30	65	6	2020/06	0,39	1	5
2122/526 H	100	30	70	6	2020/06	0,40	1	5
2122/527 H	110	30	80	6	2020/06	0,43	1	5
2122/528 H	85	35	50	6	2020/06	0,35	1	10
2122/529 H	90	35	55	6	2020/06	0,37	1	5
2122/530 H	95	35	60	6	2020/06	0,39	1	5
2122/531 H	100	35	65	6	2020/06	0,40	1	5
2122/532 H	95	40	55	6	2020/06	0,39	1	5
2122/533 H	100	40	60	6	2020/06	0,40	1	5
2122/534 H	110	40	70	6	2020/06	0,43	1	5
2122/535 H	120	40	80	6	2020/06	0,46	1	5
2122/536 H	95	45	50	6	2020/06	0,39	1	5
2122/537 H	100	45	55	6	2020/06	0,40	1	5
2122/538 H	110	50	60	6	2020/06	0,43	1	5
2122/539 H	120	60	60	6	2020/06	0,46	1	5
2122/540 H	120	50	70	6	2020/06	0,46	1	5
2122/541 H	120	30	90	6	2020/06	0,46	1	5
2122/542 H	105	30	75	6	2020/06	0,42	1	5

NEW

Cilindri sagomati frizionati (6 perni)
Profile clutching cylinders (6 pins)

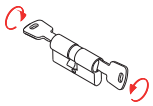

Doppio cilindro nichelato con chiave cantiere - Nickel-plated double cylinder with temporary key

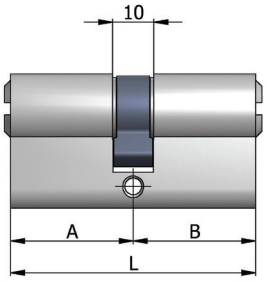

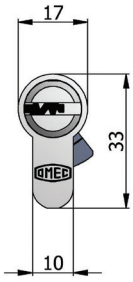

CARATTERISTICHE COSTRUTTIVE: Corpo in ottone nichel satinato - Cilindretti in ottone nichelato - Perni in acciaio inox - Controperni in ottone - Molle in bronzo fosforoso e acciaio inox - Camma DIN disassata di 30° in acciaio autolubrificante - Chiavi piatte reversibili in ottone nichelato con numero di codice.

FUNZIONAMENTO: Rotazione della chiave di 360° - Le chiavi sono indipendenti e possono azionare il cilindro anche se dall'altro lato é stata inserita e ruotata la chiave.

PARTI IN DOTAZIONE: 5 chiavi, 1 chiave cantiere, 5 cover blu, 1 cover rossa, vite di fissaggio, carta di proprietà.

VARIANTI A RICHIESTA: Impianti speciali KA

CONSTRUCTIVE FEATURES: Satin nickel-plated brass body - Nickel-plated brass plugs - Stainless steel pins - Brass drivers - Phosphor bronze and stainless steel springs - Steel off center 30° DIN cam - Nickel-plated brass reversible flat keys with code number.

WORKING: Turn the key 360° - The keys are independent and can operate on the cylinder even if on the other side the key was inserted and turned.

PROVIDED WITH: 5 keys, 1 temporary key, 5 blue key covers, 1 red key cover, fixing screw, registration card.

ON REQUEST: Special keying systems KA

1

Il cilindro funziona normalmente con la chiave cantiere (TK).

The cylinder normally works with the temporary key (TK).

2

Dopo l'inserimento e la rotazione della chiave proprietario, la chiave cantiere viene disattivata.

The temporary key is disarmed after that the owner key is inserted and turned.

3

La chiave cantiere non apre più il cilindro.

The temporary key doesn't open the cylinder.

NEW

COD.	L	A	B			kg		
2122/504 H TK	60	30	30	6	2020/06	0,31	1	5
2122/506 H TK	70	35	35	6	2020/06	0,34	1	5
2122/508 H TK	80	40	40	6	2020/06	0,37	1	5
2122/511 H TK	65	30	35	6	2020/06	0,32	1	5
2122/514 H TK	70	30	40	6	2020/06	0,34	1	5
2122/515 H TK	75	30	45	6	2020/06	0,36	1	5
2122/516 H TK	75	35	40	6	2020/06	0,36	1	5
2122/517 H TK	80	35	45	6	2020/06	0,37	1	5
2122/518 H TK	80	30	50	6	2020/06	0,37	1	5
2122/519 H TK	85	40	45	6	2020/06	0,39	1	5
2122/520 H TK	90	40	50	6	2020/06	0,41	1	5
2122/521 H TK	90	45	45	6	2020/06	0,41	1	5
2122/522 H TK	100	50	50	6	2020/06	0,44	1	5
2122/523 H TK	85	30	55	6	2020/06	0,39	1	5
2122/524 H TK	90	30	60	6	2020/06	0,41	1	5
2122/525 H TK	95	30	65	6	2020/06	0,43	1	5
2122/526 H TK	100	30	70	6	2020/06	0,44	1	5
2122/527 H TK	110	30	80	6	2020/06	0,47	1	5
2122/528 H TK	85	35	50	6	2020/06	0,39	1	5
2122/529 H TK	90	35	55	6	2020/06	0,41	1	5
2122/530 H TK	95	35	60	6	2020/06	0,43	1	5
2122/531 H TK	100	35	65	6	2020/06	0,44	1	5
2122/532 H TK	95	40	55	6	2020/06	0,43	1	5
2122/533 H TK	100	40	60	6	2020/06	0,44	1	5
2122/534 H TK	110	40	70	6	2020/06	0,47	1	5
2122/535 H TK	120	40	80	6	2020/06	0,50	1	5
2122/536 H TK	95	45	50	6	2020/06	0,43	1	5
2122/537 H TK	100	45	55	6	2020/06	0,44	1	5
2122/538 H TK	110	50	60	6	2020/06	0,47	1	5
2122/539 H TK	120	60	60	6	2020/06	0,50	1	5
2122/540 H TK	120	50	70	6	2020/06	0,50	1	5
2122/541 H TK	120	30	90	6	2020/06	0,50	1	5
2122/542 H TK	105	30	75	6	2020/06	0,46	1	5

Doppio cilindro nichelato con pomolo - Nickel-plated double cylinder with knob

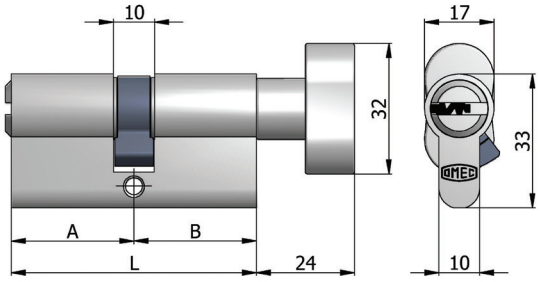

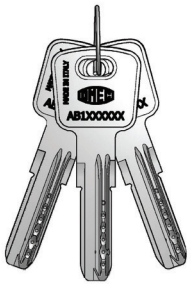

CARATTERISTICHE COSTRUTTIVE: Corpo in ottone nichel satinato - Cilindretto in ottone nichelato - Perni in acciaio inox - Controperni in ottone - Molle in bronzo fosforoso - Camma DIN disassata di 30° in acciaio autolubrificante - Pomolo in lega speciale nichel satinata - Chiavi piatte reversibili in ottone nichelato con numero di codice.

FUNZIONAMENTO: Rotazione della chiave o del pomolo di 360°.

PARTI IN DOTAZIONE: 3 chiavi.

VARIANTI A RICHIESTA: Impianti speciali KA-MK-GMK-CL

CONSTRUCTIVE FEATURES: Satin nickel-plated brass body - Nickel-plated brass plug - Stainless steel pins - Brass drivers - Phosphor bronze springs - Steel off center 30° DIN cam - Satin nickel-plated special alloy knob - Nickel-plated brass reversible flat keys with code number.

WORKING: Turn the key or knob 360°.

PROVIDED WITH: 3 keys.

ON REQUEST: Special keying systems KA-MK-GMK-CL

COD.	L	A	B			kg		
2123/04 H	60	30	30	6	2020/06	0,33	1	5
2123/07 H	70	35	35	6	2020/06	0,36	1	5
2123/10 H	80	40	40	6	2020/06	0,39	1	5
2123/13 H	65	30	35	6	2020/06	0,34	1	5
2123/14 H	70	30	40	6	2020/06	0,36	1	5
2123/15 H	75	30	45	6	2020/06	0,38	1	5
2123/16 H	80	30	50	6	2020/06	0,39	1	5
2123/17 H	90	30	60	6	2020/06	0,43	1	5
2123/18 H	100	30	70	6	2020/06	0,46	1	5
2123/19 H	110	30	80	6	2020/06	0,49	1	5
2123/20 H	65	35	30	6	2020/06	0,34	1	5
2123/21 H	75	35	40	6	2020/06	0,38	1	5
2123/22 H	80	35	45	6	2020/06	0,39	1	5
2123/23 H	85	35	50	6	2020/06	0,41	1	5
2123/24 H	70	40	30	6	2020/06	0,36	1	5
2123/25 H	75	40	35	6	2020/06	0,38	1	5
2123/26 H	85	40	45	6	2020/06	0,41	1	5
2123/27 H	90	40	50	6	2020/06	0,43	1	5
2123/28 H	100	40	60	6	2020/06	0,46	1	5
2123/29 H	110	40	70	6	2020/06	0,49	1	5
2123/30 H	120	40	80	6	2020/06	0,52	1	5
2123/31 H	75	45	30	6	2020/06	0,38	1	5
2123/32 H	80	45	35	6	2020/06	0,39	1	5
2123/33 H	85	45	40	6	2020/06	0,41	1	5
2123/34 H	90	45	45	6	2020/06	0,43	1	5
2123/35 H	80	50	30	6	2020/06	0,39	1	5
2123/36 H	85	50	35	6	2020/06	0,41	1	5
2123/37 H	90	50	40	6	2020/06	0,43	1	5
2123/38 H	100	50	50	6	2020/06	0,46	1	5
2123/39 H	110	50	60	6	2020/06	0,49	1	5
2123/40 H	90	60	30	6	2020/06	0,43	1	5
2123/41 H	95	60	35	6	2020/06	0,45	1	5
2123/42 H	100	60	40	6	2020/06	0,46	1	5
2123/43 H	110	60	50	6	2020/06	0,49	1	5
2123/44 H	120	60	60	6	2020/06	0,52	1	5
2123/45 H	100	70	30	6	2020/06	0,46	1	5

Doppio cilindro nichelato con pomolo con chiave cantiere - Nickel-plated double cylinder with knob with temporary key

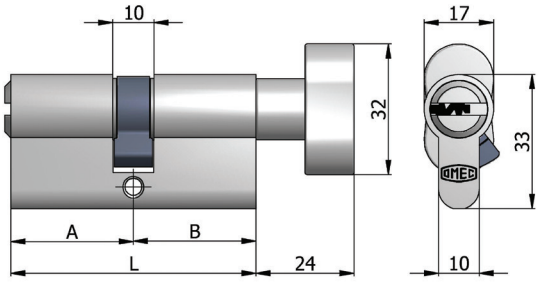

CARATTERISTICHE COSTRUTTIVE: Corpo in ottone nichel satinato - Cilindretto in ottone nichelato - Perni in acciaio inox - Controperni in ottone - Molle in bronzo fosforoso - Camma DIN disassata di 30° in acciaio autolubrificante - Pomolo in lega speciale nichel satinata - Chiavi piatte reversibili in ottone nichelato con numero di codice.

FUNZIONAMENTO: Rotazione della chiave o del pomolo di 360°.

PARTI IN DOTAZIONE: 3 chiavi, 1 chiave cantiere, 3 cover blu, 1 cover rossa, vite di fissaggio, carta di proprietà.

VARIANTI A RICHIESTA: Impianti speciali KA

CONSTRUCTIVE FEATURES: Satin nickel-plated brass body - Nickel-plated brass plug - Stainless steel pins - Brass drivers - Phosphor bronze springs - Steel off center 30° DIN cam - Satin nickel-plated special alloy knob - Nickel-plated brass reversible flat keys with code number.

WORKING: Turn the key or knob 360°.

PROVIDED WITH: 3 keys, 1 temporary key, 3 blue key covers, 1 red key cover, fixing screw, registration card.

ON REQUEST: Special keying systems KA

COD.	L	A	B			kg		
2123/04 H TK	60	30	30	6	2020/06	0,36	1	5
2123/07 H TK	70	35	35	6	2020/06	0,39	1	5
2123/10 H TK	80	40	40	6	2020/06	0,42	1	5
2123/13 H TK	65	30	35	6	2020/06	0,37	1	5
2123/14 H TK	70	30	40	6	2020/06	0,39	1	5
2123/15 H TK	75	30	45	6	2020/06	0,41	1	5
2123/16 H TK	80	30	50	6	2020/06	0,42	1	5
2123/17 H TK	90	30	60	6	2020/06	0,46	1	5
2123/18 H TK	100	30	70	6	2020/06	0,49	1	5
2123/19 H TK	110	30	80	6	2020/06	0,52	1	5
2123/20 H TK	65	35	30	6	2020/06	0,37	1	5
2123/21 H TK	75	35	40	6	2020/06	0,41	1	5
2123/22 H TK	80	35	45	6	2020/06	0,42	1	5
2123/23 H TK	85	35	50	6	2020/06	0,44	1	5
2123/24 H TK	70	40	30	6	2020/06	0,39	1	5
2123/25 H TK	75	40	35	6	2020/06	0,41	1	5
2123/26 H TK	85	40	45	6	2020/06	0,44	1	5
2123/27 H TK	90	40	50	6	2020/06	0,46	1	5
2123/28 H TK	100	40	60	6	2020/06	0,49	1	5
2123/29 H TK	110	40	70	6	2020/06	0,52	1	5
2123/30 H TK	120	40	80	6	2020/06	0,55	1	5
2123/31 H TK	75	45	30	6	2020/06	0,41	1	5
2123/32 H TK	80	45	35	6	2020/06	0,42	1	5
2123/33 H TK	85	45	40	6	2020/06	0,44	1	5
2123/34 H TK	90	45	45	6	2020/06	0,46	1	5
2123/35 H TK	80	50	30	6	2020/06	0,42	1	5
2123/36 H TK	85	50	35	6	2020/06	0,44	1	5
2123/37 H TK	90	50	40	6	2020/06	0,46	1	5
2123/38 H TK	100	50	50	6	2020/06	0,49	1	5
2123/39 H TK	110	50	60	6	2020/06	0,52	1	5
2123/40 H TK	90	60	30	6	2020/06	0,46	1	5
2123/41 H TK	95	60	35	6	2020/06	0,48	1	5
2123/42 H TK	100	60	40	6	2020/06	0,49	1	5
2123/43 H TK	110	60	50	6	2020/06	0,52	1	5
2123/44 H TK	120	60	60	6	2020/06	0,55	1	5
2123/45 H TK	100	70	30	6	2020/06	0,49	1	5

1

Il cilindro funziona normalmente con la chiave cantiere (TK).

The cylinder normally works with the temporary key (TK).

2

Dopo l'inserimento e la rotazione della chiave proprietario, la chiave cantiere viene disattivata.

The temporary key is disarmed after that the owner key is inserted and turned.

3

La chiave cantiere non apre più il cilindro.

The temporary key doesn't open the cylinder.

Doppio cilindro nichelato con pomolo - Nickel-plated double cylinder with knob

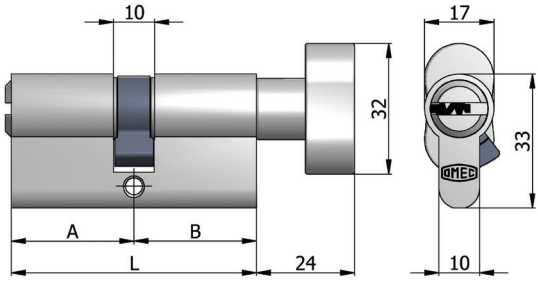

CARATTERISTICHE COSTRUTTIVE: Corpo in ottone nichel satinato - Cilindretto in ottone nichelato - Perni in acciaio inox - Controperni in ottone - Molle in bronzo fosforoso - Camma DIN disassata di 30° in acciaio autolubrificante - Pomolo in lega speciale nichel satinata - Chiavi piatte reversibili in ottone nichelato con numero di codice.

FUNZIONAMENTO: Rotazione della chiave o del pomolo di 360°.

PARTI IN DOTAZIONE: 5 chiavi, vite di fissaggio, carta di proprietà.

VARIANTI A RICHIESTA: Impianti speciali KA-MK-GMK-CL

CONSTRUCTIVE FEATURES: Satin nickel-plated brass body - Nickel-plated brass plug - Stainless steel pins - Brass drivers - Phosphor bronze springs - Steel off center 30° DIN cam - Satin nickel-plated special alloy knob - Nickel-plated brass reversible flat keys with code number.

WORKING: Turn the key or knob 360°.

PROVIDED WITH: 5 keys, fixing screw, registration card.

ON REQUEST: Special keying systems KA-MK-GMK-CL

COD.	L	A	B			kg		
2123/504 H	60	30	30	6	2020/06	0,36	1	5
2123/507 H	70	35	35	6	2020/06	0,39	1	5
2123/510 H	80	40	40	6	2020/06	0,42	1	5
2123/513 H	65	30	35	6	2020/06	0,37	1	5
2123/514 H	70	30	40	6	2020/06	0,39	1	5
2123/515 H	75	30	45	6	2020/06	0,41	1	5
2123/516 H	80	30	50	6	2020/06	0,42	1	5
2123/517 H	90	30	60	6	2020/06	0,46	1	5
2123/518 H	100	30	70	6	2020/06	0,49	1	5
2123/519 H	110	30	80	6	2020/06	0,52	1	5
2123/520 H	65	35	30	6	2020/06	0,37	1	5
2123/521 H	75	35	40	6	2020/06	0,41	1	5
2123/522 H	80	35	45	6	2020/06	0,42	1	5
2123/523 H	85	35	50	6	2020/06	0,44	1	5
2123/524 H	70	40	30	6	2020/06	0,39	1	5
2123/525 H	75	40	35	6	2020/06	0,41	1	5
2123/526 H	85	40	45	6	2020/06	0,44	1	5
2123/527 H	90	40	50	6	2020/06	0,46	1	5
2123/528 H	100	40	60	6	2020/06	0,49	1	5
2123/529 H	110	40	70	6	2020/06	0,52	1	5
2123/530 H	120	40	80	6	2020/06	0,55	1	5
2123/531 H	75	45	30	6	2020/06	0,41	1	5
2123/532 H	80	45	35	6	2020/06	0,42	1	5
2123/533 H	85	45	40	6	2020/06	0,44	1	5
2123/534 H	90	45	45	6	2020/06	0,46	1	5
2123/535 H	80	50	30	6	2020/06	0,42	1	5
2123/536 H	85	50	35	6	2020/06	0,44	1	5
2123/537 H	90	50	40	6	2020/06	0,46	1	5
2123/538 H	100	50	50	6	2020/06	0,49	1	5
2123/539 H	110	50	60	6	2020/06	0,52	1	5
2123/540 H	90	60	30	6	2020/06	0,46	1	5
2123/541 H	95	60	35	6	2020/06	0,48	1	5
2123/542 H	100	60	40	6	2020/06	0,49	1	5
2123/543 H	110	60	50	6	2020/06	0,52	1	5
2123/544 H	120	60	60	6	2020/06	0,55	1	5
2123/545 H	100	70	30	6	2020/06	0,49	1	5

Doppio cilindro nichelato con pomolo con chiave cantiere - Nickel-plated double cylinder with knob with temporary key

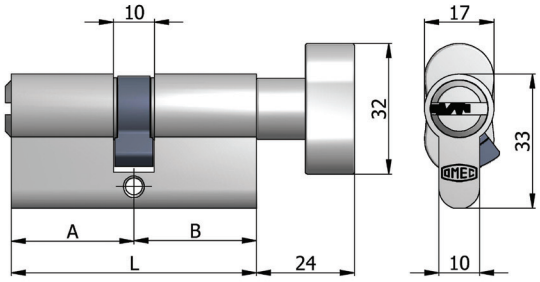

CARATTERISTICHE COSTRUTTIVE: Corpo in ottone nichel satinato - Cilindretto in ottone nichelato - Perni in acciaio inox - Controperni in ottone - Molle in bronzo fosforoso - Camma DIN disassata di 30° in acciaio autolubrificante - Pomolo in lega speciale nichel satinata - Chiavi piatte reversibili in ottone nichelato con numero di codice.

FUNZIONAMENTO: Rotazione della chiave o del pomolo di 360°.

PARTI IN DOTAZIONE: 5 chiavi, 1 chiave cantiere, 5 cover blu, 1 cover rossa, vite di fissaggio, carta di proprietà.

VARIANTI A RICHIESTA: Impianti speciali KA

CONSTRUCTIVE FEATURES: Satin nickel-plated brass body - Nickel-plated brass plug - Stainless steel pins - Brass drivers - Phosphor bronze springs - Steel off center 30° DIN cam - Satin nickel-plated special alloy knob - Nickel-plated brass reversible flat keys with code number.

WORKING: Turn the key or knob 360°.

PROVIDED WITH: 5 keys, 1 temporary key, 5 blue key covers, 1 red key cover, fixing screw, registration card.

ON REQUEST: Special keying systems KA

1

Il cilindro funziona normalmente con la chiave cantiere (TK).

The cylinder normally works with the temporary key (TK).

2

Dopo l'inserimento e la rotazione della chiave proprietario, la chiave cantiere viene disattivata.

The temporary key is disarmed after that the owner key is inserted and turned.

3

La chiave cantiere non apre più il cilindro.

The temporary key doesn't open the cylinder.

COD.	L	A	B			kg		
2123/504 H TK	60	30	30	6	2020/06	0,40	1	5
2123/507 H TK	70	35	35	6	2020/06	0,43	1	5
2123/510 H TK	80	40	40	6	2020/06	0,46	1	5
2123/513 H TK	65	30	35	6	2020/06	0,41	1	5
2123/514 H TK	70	30	40	6	2020/06	0,43	1	5
2123/515 H TK	75	30	45	6	2020/06	0,45	1	5
2123/516 H TK	80	30	50	6	2020/06	0,46	1	5
2123/517 H TK	90	30	60	6	2020/06	0,50	1	5
2123/518 H TK	100	30	70	6	2020/06	0,53	1	5
2123/519 H TK	110	30	80	6	2020/06	0,56	1	5
2123/520 H TK	65	35	30	6	2020/06	0,41	1	5
2123/521 H TK	75	35	40	6	2020/06	0,45	1	5
2123/522 H TK	80	35	45	6	2020/06	0,46	1	5
2123/523 H TK	85	35	50	6	2020/06	0,48	1	5
2123/524 H TK	70	40	30	6	2020/06	0,43	1	5
2123/525 H TK	75	40	35	6	2020/06	0,45	1	5
2123/526 H TK	85	40	45	6	2020/06	0,48	1	5
2123/527 H TK	90	40	50	6	2020/06	0,50	1	5
2123/528 H TK	100	40	60	6	2020/06	0,53	1	5
2123/529 H TK	110	40	70	6	2020/06	0,56	1	5
2123/530 H TK	120	40	80	6	2020/06	0,59	1	5
2123/531 H TK	75	45	30	6	2020/06	0,45	1	5
2123/532 H TK	80	45	35	6	2020/06	0,46	1	5
2123/533 H TK	85	45	40	6	2020/06	0,48	1	5
2123/534 H TK	90	45	45	6	2020/06	0,50	1	5
2123/535 H TK	80	50	30	6	2020/06	0,46	1	5
2123/536 H TK	85	50	35	6	2020/06	0,48	1	5
2123/537 H TK	90	50	40	6	2020/06	0,50	1	5
2123/538 H TK	100	50	50	6	2020/06	0,53	1	5
2123/539 H TK	110	50	60	6	2020/06	0,56	1	5
2123/540 H TK	90	60	30	6	2020/06	0,50	1	5
2123/541 H TK	95	60	35	6	2020/06	0,52	1	5
2123/542 H TK	100	60	40	6	2020/06	0,53	1	5
2123/543 H TK	110	60	50	6	2020/06	0,56	1	5
2123/544 H TK	120	60	60	6	2020/06	0,59	1	5
2123/545 H TK	100	70	30	6	2020/06	0,53	1	5

Doppio cilindro nichelato con gambo - Nickel-plated double cylinder with shank

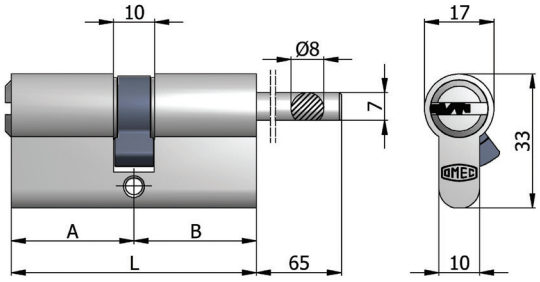

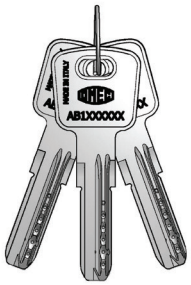

CARATTERISTICHE COSTRUTTIVE: Corpo in ottone nichel satinato - Cilindretto in ottone nichelato - Perni in acciaio inox - Controperni in ottone - Molle in bronzo fosforoso - Camma DIN disassata di 30° in acciaio autolubrificante - Chiavi piatte reversibili in ottone nichelato con numero di codice.

FUNZIONAMENTO: Rotazione della chiave o del pomolo di 360°.

PARTI IN DOTAZIONE: 3 chiavi.

VARIANTI A RICHIESTA: Impianti speciali KA-MK-GMK-CL

CONSTRUCTIVE FEATURES: Satin nickel-plated brass body - Nickel-plated brass plug - Stainless steel pins - Brass drivers - Phosphor bronze springs - Steel off center 30° DIN cam - Nickel-plated brass reversible flat keys with code number.

WORKING: Turn the key or knob 360°.

PROVIDED WITH: 3 keys.

ON REQUEST: Special keying systems KA-MK-GMK-CL

COD.	L	A	B					
2126/04 H	60	30	30	6	2020/06	0,30	1	5
2126/20 H	65	35	30	6	2020/06	0,31	1	5
2126/24 H	70	40	30	6	2020/06	0,33	1	5
2126/31 H	75	45	30	6	2020/06	0,35	1	5
2126/35 H	80	50	30	6	2020/06	0,36	1	5
2126/40 H	90	60	30	6	2020/06	0,40	1	5
2126/45 H	100	70	30	6	2020/06	0,43	1	5

Doppio cilindro nichelato con gambo con chiave cantiere - Nickel-plated double cylinder with shank with temporary key

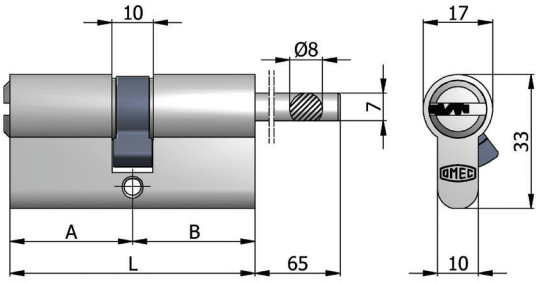

CARATTERISTICHE COSTRUTTIVE: Corpo in ottone nichel satinato - Cilindretto in ottone nichelato - Perni in acciaio inox - Controperni in ottone - Molle in bronzo fosforoso - Camma DIN disassata di 30° in acciaio autolubrificante - Chiavi piatte reversibili in ottone nichelato con numero di codice.

FUNZIONAMENTO: Rotazione della chiave o del pomolo di 360°.

PARTI IN DOTAZIONE: 3 chiavi, 1 chiave cantiere, 3 cover blu, 1 cover rossa, vite di fissaggio, carta di proprietà.

VARIANTI A RICHIESTA: Impianti speciali KA

CONSTRUCTIVE FEATURES: Satin nickel-plated brass body - Nickel-plated brass plug - Stainless steel pins - Brass drivers - Phosphor bronze springs - Steel off center 30° DIN cam - Nickel-plated brass reversible flat keys with code number.

WORKING: Turn the key or knob 360°.

PROVIDED WITH: 3 keys, 1 temporary key, 3 blue key covers, 1 red key cover, fixing screw, registration card.

ON REQUEST: Special keying systems KA

COD.	L	A	B			kg		
2126/04 H TK	60	30	30	6	2020/06	0,34	1	5
2126/20 H TK	65	35	30	6	2020/06	0,35	1	5
2126/24 H TK	70	40	30	6	2020/06	0,37	1	5
2126/31 H TK	75	45	30	6	2020/06	0,39	1	5
2126/35 H TK	80	50	30	6	2020/06	0,40	1	5
2126/40 H TK	90	60	30	6	2020/06	0,44	1	5
2126/45 H TK	100	70	30	6	2020/06	0,47	1	5

1

Il cilindro funziona normalmente con la chiave cantiere (TK).

The cylinder normally works with the temporary key (TK).

2

Dopo l'inserimento e la rotazione della chiave proprietario, la chiave cantiere viene disattivata.

The temporary key is disarmed after that the owner key is inserted and turned.

3

La chiave cantiere non apre più il cilindro.

The temporary key doesn't open the cylinder.

Doppio cilindro nichelato con gambo - Nickel-plated double cylinder with shank

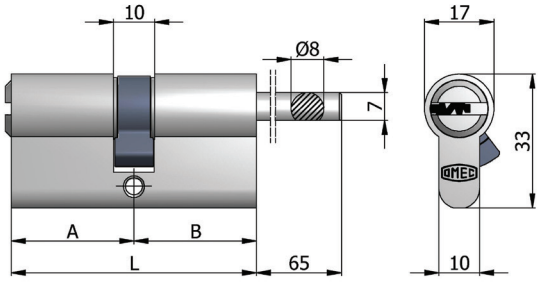

CARATTERISTICHE COSTRUTTIVE: Corpo in ottone nichel satinato - Cilindretto in ottone nichelato - Perni in acciaio inox - Controperni in ottone - Molle in bronzo fosforoso - Camma DIN disassata di 30° in acciaio autolubrificante - Chiavi piatte reversibili in ottone nichelato con numero di codice.

FUNZIONAMENTO: Rotazione della chiave o del pomolo di 360°.

PARTI IN DOTAZIONE: 5 chiavi, vite di fissaggio, carta di proprietà.

VARIANTI A RICHIESTA: Impianti speciali KA-MK-GMK-CL

CONSTRUCTIVE FEATURES: Satin nickel-plated brass body - Nickel-plated brass plug - Stainless steel pins - Brass drivers - Phosphor bronze springs - Steel off center 30° DIN cam - Nickel-plated brass reversible flat keys with code number.

WORKING: Turn the key or knob 360°.

PROVIDED WITH: 5 keys, fixing screw, registration card.

ON REQUEST: Special keying systems KA-MK-GMK-CL

COD.	L	A	B			kg		
2126/504 H	60	30	30	6	2020/06	0,33	1	5
2126/520 H	65	35	30	6	2020/06	0,34	1	5
2126/524 H	70	40	30	6	2020/06	0,36	1	5
2126/531 H	75	45	30	6	2020/06	0,38	1	5
2126/535 H	80	50	30	6	2020/06	0,39	1	5
2126/540 H	90	60	30	6	2020/06	0,43	1	5
2126/545 H	100	70	30	6	2020/06	0,46	1	5

Doppio cilindro nichelato con gambo con chiave cantiere - Nickel-plated double cylinder with shank with temporary key

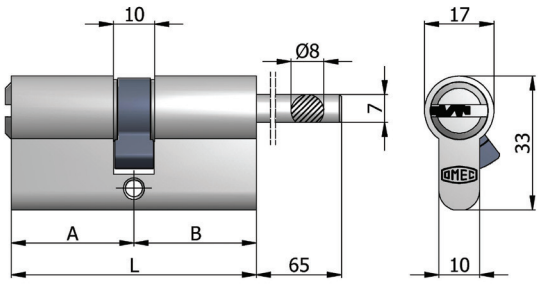

CARATTERISTICHE COSTRUTTIVE: Corpo in ottone nichel satinato - Cilindretto in ottone nichelato - Perni in acciaio inox - Controperni in ottone - Molle in bronzo fosforoso - Camma DIN disassata di 30° in acciaio autolubrificante - Chiavi piatte reversibili in ottone nichelato con numero di codice.

FUNZIONAMENTO: Rotazione della chiave o del pomolo di 360°.

PARTI IN DOTAZIONE: 5 chiavi, 1 chiave cantiere, 5 cover blu, 1 cover rossa, vite di fissaggio, carta di proprietà.

VARIANTI A RICHIESTA: Impianti speciali KA

CONSTRUCTIVE FEATURES: Satin nickel-plated brass body - Nickel-plated brass plug - Stainless steel pins - Brass drivers - Phosphor bronze springs - Steel off center 30° DIN cam - Nickel-plated brass reversible flat keys with code number.

WORKING: Turn the key or knob 360°.

PROVIDED WITH: 5 keys, 1 temporary key, 5 blue key covers, 1 red key cover, fixing screw, registration card.

ON REQUEST: Special keying systems KA

COD.	L	A	B			kg		
2126/504 H TK	60	30	30	6	2020/06	0,38	1	5
2126/520 H TK	65	35	30	6	2020/06	0,39	1	5
2126/524 H TK	70	40	30	6	2020/06	0,41	1	5
2126/531 H TK	75	45	30	6	2020/06	0,43	1	5
2126/535 H TK	80	50	30	6	2020/06	0,44	1	5
2126/540 H TK	90	60	30	6	2020/06	0,48	1	5
2126/545 H TK	100	70	30	6	2020/06	0,51	1	5

1

Il cilindro funziona normalmente con la chiave cantiere (TK).

The cylinder normally works with the temporary key (TK).

2

Dopo l'inserimento e la rotazione della chiave proprietario, la chiave cantiere viene disattivata.

The temporary key is disarmed after that the owner key is inserted and turned.

3

La chiave cantiere non apre più il cilindro.

The temporary key doesn't open the cylinder.

Pomolo ottone - Brass knob

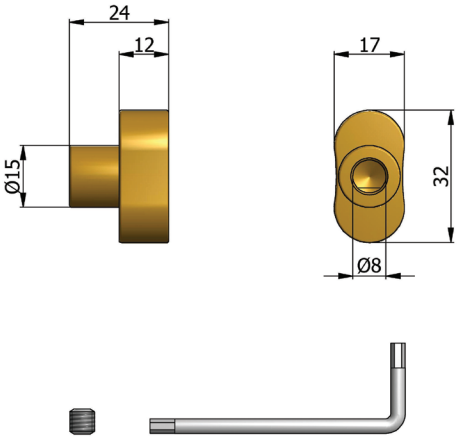

CARATTERISTICHE COSTRUTTIVE: Pomolo in lega speciale ottonata lucida.
FUNZIONAMENTO: /
PARTI IN DOTAZIONE: Vite di fissaggio, chiave a brugola.
VARIANTI A RICHIESTA: /
Per cilindri serie 2126.

CONSTRUCTIVE FEATURES: Brass polished special alloy knob.
WORKING: /
PROVIDED WITH: Fixing screw, allen wrench.
ON REQUEST: /
For cylinders serie 2126.

COD.	kg		
02123	0,06	-	10

Pomolo nichel-satinato - Satin nickel-plated knob

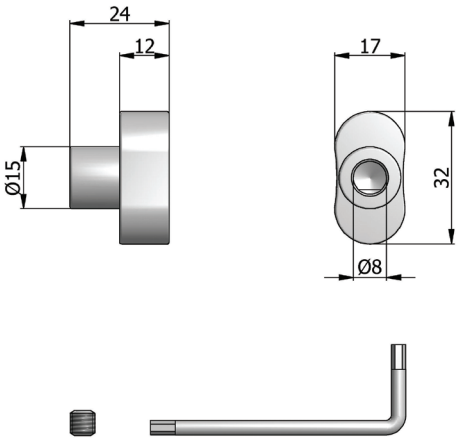

CARATTERISTICHE COSTRUTTIVE: Pomolo in lega speciale nichel satinata.
FUNZIONAMENTO: /
PARTI IN DOTAZIONE: Vite di fissaggio, chiave a brugola.
VARIANTI A RICHIESTA: /
Per cilindri serie 2126.

CONSTRUCTIVE FEATURES: Satin nickel-plated special alloy knob.
WORKING: /
PROVIDED WITH: Fixing screw, allen wrench.
ON REQUEST: /
For cylinders serie 2126.

COD.	kg		
02123 H	0,06	-	10

Serie 2320

Carta di proprietà

Registration card

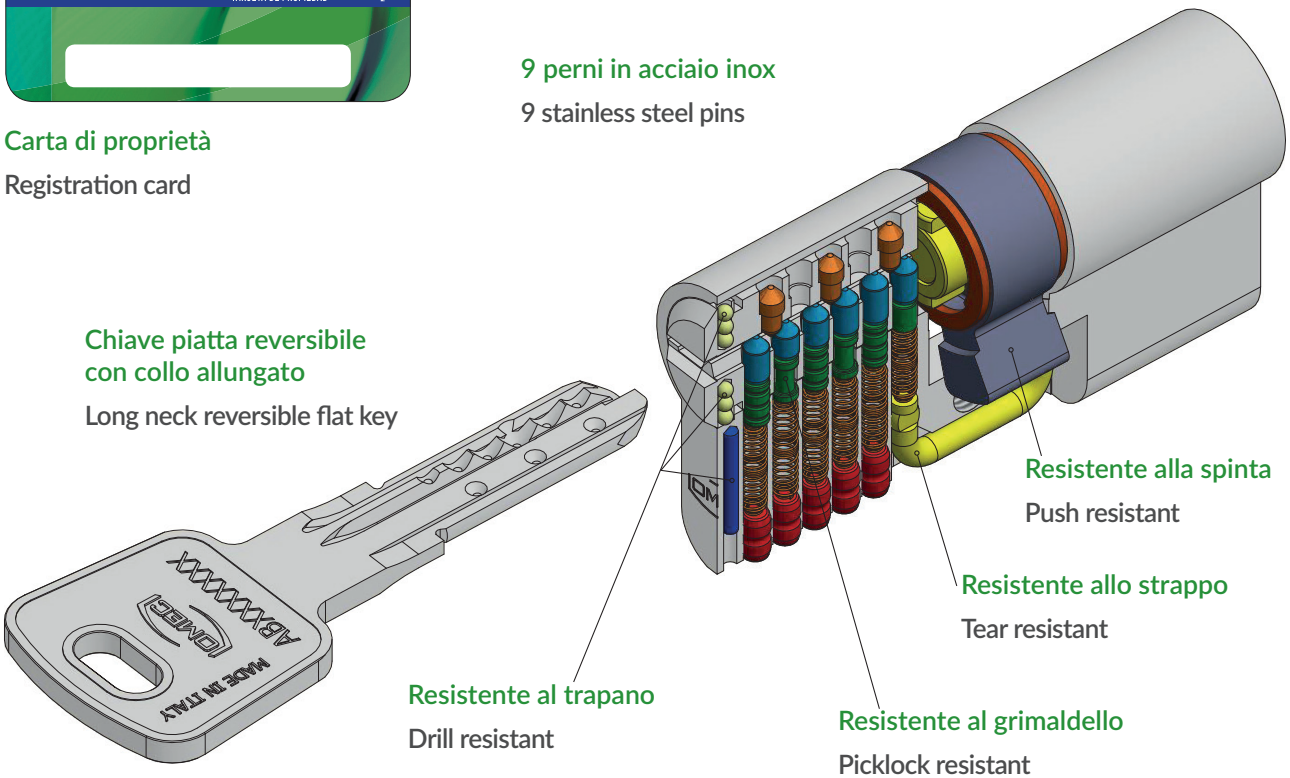

Costruiti secondo i parametri della norma UNI EN 1303:2005
Durabilità: grado 6 (100.000 cicli)
Sicurezza della chiave: grado 6 (oltre 300.000 combinazioni)
Sistemistica: per 1 sistema MK (con alto livello di sicurezza) = 20.000 possibili cifrature

Manufactured in accordance with parameters of standard UNI EN 1303:2005
Durability: grade 6 (100,000 cycles)
Security of the key: grade 6 (over 300,000 combinations)
Master keying potential: for 1 MK system (with high security level) = 20,000 possible combinations

Doppio cilindro nichelato - Nickel-plated double cylinder

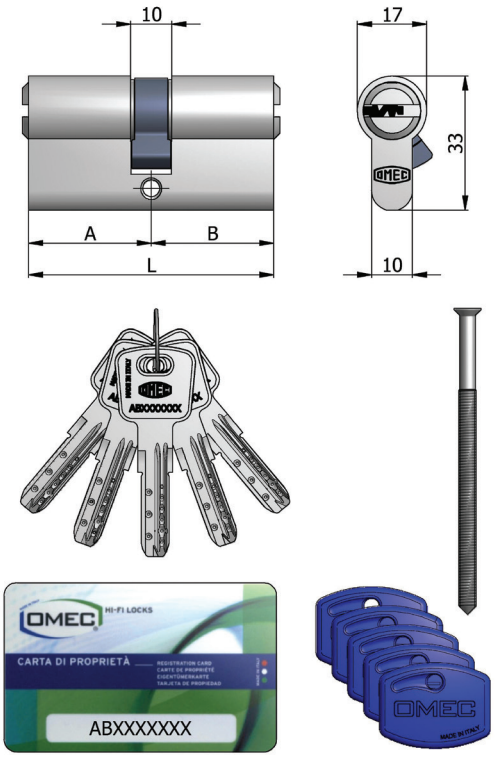

CARATTERISTICHE COSTRUTTIVE: Corpo in ottone nichel satinato con spine antitrapano e inserto antistrappo - Cilindretti in ottone nichelato con sfere antitrapano - Perni in acciaio inox - Controperni in ottone - Molle in bronzo fosforoso - Camma DIN disassata di 30° in acciaio autolubrificante - Chiavi piatte reversibili in ottone nichelato con numero di codice.

FUNZIONAMENTO: Rotazione della chiave di 360° - Le chiavi sono dipendenti e non possono azionare il cilindro se dall'altro lato é stata inserita e ruotata la chiave.

PARTI IN DOTAZIONE: 5 chiavi, 5 cover blu, vite di fissaggio, carta di proprietà.

VARIANTI A RICHIESTA: Impianti speciali KA-MK-GMK-CL

CONSTRUCTIVE FEATURES: Satin nickel-plated brass body with steel drill resistant pins and tear resistant insert - Nickel-plated brass plugs with steel drill resistant balls - Stainless steel pins - Brass drivers - Phosphor bronze springs - Steel off center 30° DIN cam - Nickel-plated brass reversible flat keys with code number.

WORKING: Turn the key 360° - The keys are dependent and cannot operate on the cylinder if on the other side the key was inserted and turned.

PROVIDED WITH: 5 keys, 5 blue key covers, fixing screw, registration card.

ON REQUEST: Special keying systems KA-MK-GMK-CL

COD.	L	A	B			kg		
2320/504 H	60	30	30	9	2020/06	0,29	1	5
2320/506 H	70	35	35	9	2020/06	0,32	1	5
2320/508 H	80	40	40	9	2020/06	0,35	1	5
2320/511 H	65	30	35	9	2020/06	0,30	1	5
2320/514 H	70	30	40	9	2020/06	0,32	1	5
2320/515 H	75	30	45	9	2020/06	0,34	1	5
2320/516 H	75	35	40	9	2020/06	0,34	1	5
2320/517 H	80	35	45	9	2020/06	0,35	1	5
2320/518 H	80	30	50	9	2020/06	0,35	1	5
2320/519 H	85	40	45	9	2020/06	0,37	1	5
2320/520 H	90	40	50	9	2020/06	0,39	1	5
2320/521 H	90	45	45	9	2020/06	0,39	1	5
2320/522 H	100	50	50	9	2020/06	0,42	1	5
2320/523 H	85	30	55	9	2020/06	0,37	1	5
2320/524 H	90	30	60	9	2020/06	0,39	1	5
2320/525 H	95	30	65	9	2020/06	0,41	1	5
2320/526 H	100	30	70	9	2020/06	0,42	1	5
2320/527 H	110	30	80	9	2020/06	0,45	1	5
2320/528 H	85	35	50	9	2020/06	0,37	1	5
2320/529 H	90	35	55	9	2020/06	0,39	1	5
2320/530 H	95	35	60	9	2020/06	0,41	1	5
2320/531 H	100	35	65	9	2020/06	0,42	1	5
2320/532 H	95	40	55	9	2020/06	0,41	1	5
2320/533 H	100	40	60	9	2020/06	0,42	1	5
2320/534 H	110	40	70	9	2020/06	0,45	1	5
2320/535 H	120	40	80	9	2020/06	0,48	1	5
2320/536 H	95	45	50	9	2020/06	0,41	1	5
2320/537 H	100	45	55	9	2020/06	0,42	1	5
2320/538 H	110	50	60	9	2020/06	0,45	1	5
2320/539 H	120	60	60	9	2020/06	0,48	1	5

Mezzo cilindro nichelato - Nickel-plated half cylinder

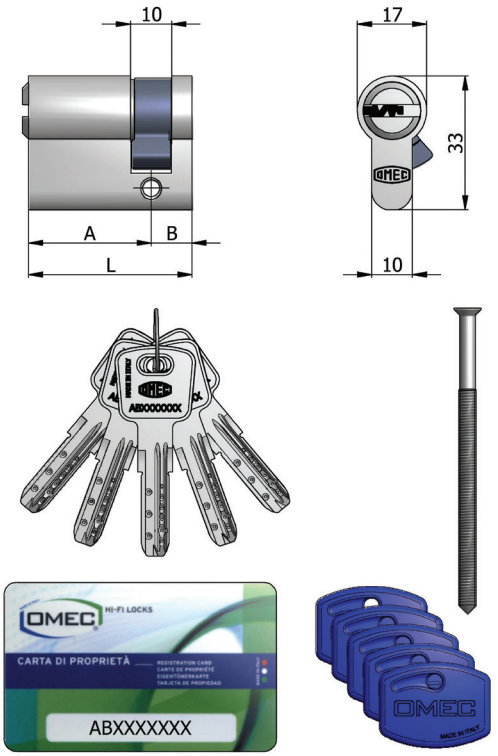

CARATTERISTICHE COSTRUTTIVE: Corpo in ottone nichel satinato con spina antitrapano - Cilindretto in ottone nichelato con sfere antitrapano - Perni in acciaio inox - Controperni in ottone - Molle in bronzo fosforoso - Camma DIN disassata di 30° in acciaio autolubrificante - Chiavi piatte reversibili in ottone nichelato con numero di codice.

FUNZIONAMENTO: Rotazione della chiave di 360°.

PARTI IN DOTAZIONE: 5 chiavi, 5 cover blu, vite di fissaggio, carta di proprietà.

VARIANTI A RICHIESTA: Impianti speciali KA-MK-GMK-CL

CONSTRUCTIVE FEATURES: Satin nickel-plated brass body with steel drill resistant pin - Nickel-plated brass plug with steel drill resistant balls - Stainless steel pins - Brass drivers - Phosphor bronze springs - Steel off center 30° DIN cam - Nickel-plated brass reversible flat keys with code number.

WORKING: Turn the key 360°.

PROVIDED WITH: 5 keys, 5 blue key covers, fixing screw, registration card.

ON REQUEST: Special keying systems KA-MK-GMK-CL

COD.	L	A	B			kg		
2321/504 H	40	30	10	9	2020/06	0,21	1	5
2321/506 H	45	35	10	9	2020/06	0,23	1	5
2321/508 H	50	40	10	9	2020/06	0,25	1	5
2321/515 H	55	45	10	9	2020/06	0,27	1	5
2321/518 H	60	50	10	9	2020/06	0,29	1	5
2321/523 H	65	55	10	9	2020/06	0,30	1	5
2321/524 H	70	60	10	9	2020/06	0,32	1	5
2321/525 H	75	65	10	9	2020/06	0,34	1	5
2321/526 H	80	70	10	9	2020/06	0,35	1	5
2321/527 H	90	80	10	9	2020/06	0,39	1	5

Doppio cilindro nichelato con pomolo - Nickel-plated double cylinder with knob

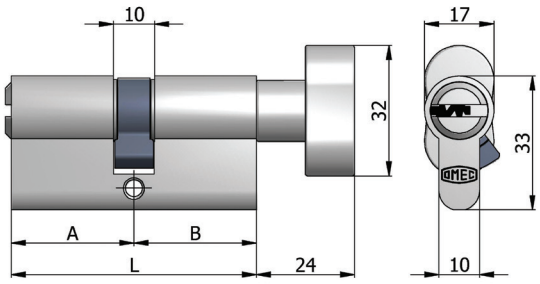

CARATTERISTICHE COSTRUTTIVE: Corpo in ottone nichel satinato con spina antitrapano e inserto antistrappo - Cilindretto in ottone nichelato con sfere antitrapano - Perni in acciaio inox - Controperni in ottone - Molle in bronzo fosforoso - Camma DIN disassata di 30° in acciaio autolubrificante - Pomolo lega speciale nichel satinata - Chiavi piatte reversibili in ottone nichelato con numero di codice.

FUNZIONAMENTO: Rotazione della chiave o del pomolo di 360°.

PARTI IN DOTAZIONE: 5 chiavi, 5 cover blu, vite di fissaggio, carta di proprietà.

VARIANTI A RICHIESTA: Impianti speciali KA-MK-GMK-CL

CONSTRUCTIVE FEATURES: Satin nickel-plated brass body with steel drill resistant pin and tear resistant insert - Nickel-plated brass plug with steel drill resistant balls - Stainless steel pins - Brass drivers - Phosphor bronze springs - Steel off center 30° DIN cam - Satin nickel-plated special alloy knob - Nickel-plated brass reversible flat keys with code number.

WORKING: Turn the key or knob 360°.

PROVIDED WITH: 5 keys, 5 blue key covers, fixing screw, registration card.

ON REQUEST: Special keying systems KA-MK-GMK-CL

COD.	L	A	B					
2323/504 H	60	30	30	9	2020/06	0,37	1	5
2323/507 H	70	35	35	9	2020/06	0,40	1	5
2323/510 H	80	40	40	9	2020/06	0,43	1	5
2323/513 H	65	30	35	9	2020/06	0,38	1	5
2323/514 H	70	30	40	9	2020/06	0,40	1	5
2323/515 H	75	30	45	9	2020/06	0,42	1	5
2323/516 H	80	30	50	9	2020/06	0,43	1	5
2323/517 H	90	30	60	9	2020/06	0,47	1	5
2323/518 H	100	30	70	9	2020/06	0,50	1	5
2323/519 H	110	30	80	9	2020/06	0,53	1	5
2323/520 H	65	35	30	9	2020/06	0,38	1	5
2323/521 H	75	35	40	9	2020/06	0,42	1	5
2323/522 H	80	35	45	9	2020/06	0,43	1	5
2323/523 H	85	35	50	9	2020/06	0,45	1	5
2323/524 H	70	40	30	9	2020/06	0,40	1	5
2323/525 H	75	40	35	9	2020/06	0,42	1	5
2323/526 H	85	40	45	9	2020/06	0,45	1	5
2323/527 H	90	40	50	9	2020/06	0,47	1	5
2323/528 H	100	40	60	9	2020/06	0,50	1	5
2323/529 H	110	40	70	9	2020/06	0,53	1	5
2323/530 H	120	40	80	9	2020/06	0,56	1	5
2323/531 H	75	45	30	9	2020/06	0,42	1	5
2323/532 H	80	45	35	9	2020/06	0,43	1	5
2323/533 H	85	45	40	9	2020/06	0,45	1	5
2323/534 H	90	45	45	9	2020/06	0,47	1	5
2323/535 H	80	50	30	9	2020/06	0,43	1	5
2323/536 H	85	50	35	9	2020/06	0,45	1	5
2323/537 H	90	50	40	9	2020/06	0,47	1	5
2323/538 H	100	50	50	9	2020/06	0,50	1	5
2323/539 H	110	50	60	9	2020/06	0,53	1	5
2323/540 H	90	60	30	9	2020/06	0,47	1	5
2323/541 H	95	60	35	9	2020/06	0,49	1	5
2323/542 H	100	60	40	9	2020/06	0,50	1	5
2323/543 H	110	60	50	9	2020/06	0,53	1	5
2323/544 H	120	60	60	9	2020/06	0,56	1	5
2323/545 H	100	70	30	9	2020/06	0,50	1	5

Cilindro a spillo con supporto - Cross key cylinder with support

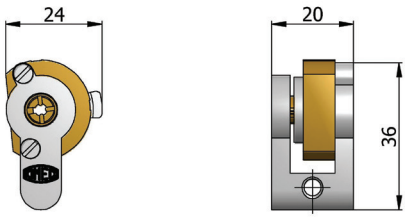

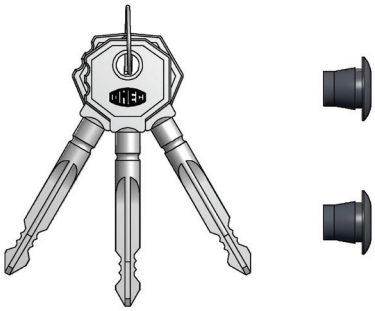

CARATTERISTICHE COSTRUTTIVE: Supporto in lega speciale zincata - Corpo, cilindretto e perni in ottone - Molle in acciaio - Camma OMEC in acciaio inox - Chiavi in acciaio nichelato.

FUNZIONAMENTO: Rotazione della chiave di 360° - Le chiavi sono dipendenti e non possono azionare il cilindro se dall'altro lato é stata inserita e ruotata la chiave.

PARTI IN DOTAZIONE: 3 chiavi, 2 borchie cod. 0441 N, viti di fissaggio, istruzioni di montaggio.

VARIANTI A RICHIESTA: Impianti speciali KA

CONSTRUCTIVE FEATURES: Zinc-plated special alloy support - Brass body, plug and pins - Steel springs - Stainless steel OMEC cam - Nickel-plated steel keys.

WORKING: Turn the key 360° - The keys are dependent and cannot operate on the cylinder if on the other side the key was inserted and turned.

PROVIDED WITH: 3 keys, 2 roses cod. 0441 N, fixing screws, assembling instructions.

ON REQUEST: Special keying systems KA

Per serrature serie - For locks series

1260 - 1261 - 1265 - 1266 - 1267 - 1268 - 1270 - 1271 - 1275 - 1276 - 1277 - 1278 - 1280 - 1281 - 1285 - 1286 - 1287 - 1288
1400 - 1401 - 1405 - 1406 - 1408 - 1408Q - 1409 - 1409Q - 1410 1411 - 1412 - 1415 - 1416 - 1418 - 1418Q - 1490 - 1491 - 1491Q 1492 - 1492Q - 1495 - 1496
1500 - 1501 - 1505 - 1506 - 1508 - 1508Q - 1531 - 1541
1660 - 1661 - 1665 - 1666 - 1667 - 1668 - 1670 - 1671 - 1675 - 1676 - 1677 - 1678 - 1680 - 1681 - 1685 - 1686 - 1687 - 1688
4400 - 4401 - 4405 - 4006 - 4408 - 4408Q - 4409 - 4409Q - 4410 4411 - 4412 - 4415 - 4416 - 4418 - 4118Q - 4490 - 4491 - 4491Q 4492 - 4492Q - 4495 - 4496 - 4496Q

COD.			kg		
4052	6	4100	0,10	10	-
4052/1	6	4101 (lunga-long)	0,12	10	-

Cilindro a spillo con supporto - Cross key cylinder with support

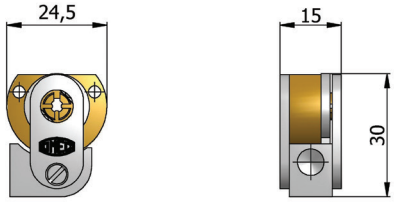

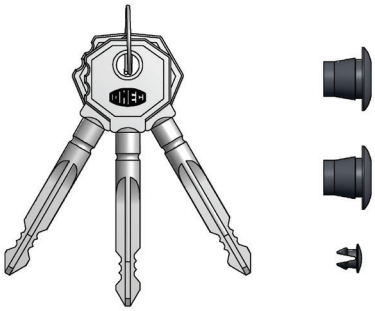

CARATTERISTICHE COSTRUTTIVE: Supporto in lega speciale zincata - Corpo, cilindretto e perni in ottone - Molle in acciaio - Camma OMEC in acciaio inox - Chiavi in acciaio nichelato.

FUNZIONAMENTO: Rotazione della chiave di 360° - Le chiavi sono dipendenti e non possono azionare il cilindro se dall'altro lato é stata inserita e ruotata la chiave.

PARTI IN DOTAZIONE: 3 chiavi, 2 borchie cod. 0441 N, tappo frontale, viti di fissaggio.

VARIANTI A RICHIESTA: Impianti speciali KA.

CONSTRUCTIVE FEATURES: Zinc-plated special alloy support- Brass body, plug and pins - Steel springs - Stainless steel OMEC cam - Nickel-plated steel keys.

WORKING: Turn the key 360° - The keys are dependent and cannot operate on the cylinder if on the other side the key was inserted and turned.

PROVIDED WITH: 3 keys, 2 roses cod. 0441 N, forend plug, fixing screws.

ON REQUEST: Special keying systems KA.

Per serrature serie - For locks series

4320-4328-4330-4335-4338-4339-4340-4350-4355-4356-4530-4531-4535

COD.			kg		
4054	6	4100	0,10	10	-
4054/1	6	4101 (lunga-long)	0,12	10	-

Cilindro a spillo con supporto - Cross key cylinder with support

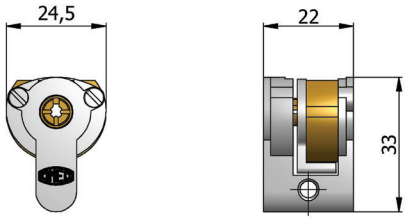

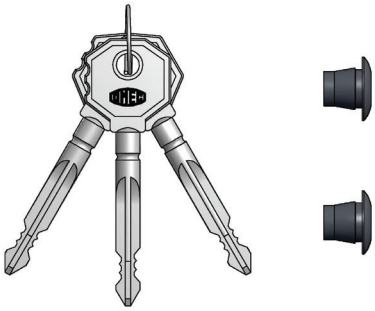

CARATTERISTICHE COSTRUTTIVE: Supporto in lega speciale zincata - Corpo, cilindretto e perni in ottone - Molle in acciaio - Camma OMEC in acciaio inox - Chiavi in acciaio nichelato.

FUNZIONAMENTO: Rotazione della chiave di 360° - Le chiavi sono dipendenti e non possono azionare il cilindro se dall'altro lato é stata inserita e ruotata la chiave.

PARTI IN DOTAZIONE: 3 chiavi, 2 borchie cod. 0441 N, istruzioni di montaggio.

VARIANTI A RICHIESTA: Impianti speciali KA

CONSTRUCTIVE FEATURES: Zinc-plated special alloy support - Brass body, plug and pins - Steel springs - Stainless steel OMEC cam - Nickel-plated steel keys.

WORKING: Turn the key 360° - The keys are dependent and cannot operate on the cylinder if on the other side the key was inserted and turned.

PROVIDED WITH: 3 keys, 2 roses cod. 0441 N, assembling instructions.

ON REQUEST: Special keying systems KA

Per serrature serie - For locks series

11140-11141-11145-11170-11171-11175-1940-1941-1945-1970-1971-1975
41140-41141-41145-41170-41171-41175-4940-4941-4945-4970-4971-4975

COD.					
4062	6	4100	0,12	10	-
4062/1	6	4101 (lunga-long)	0,14	10	-

Cilindro a spillo con supporto - Cross key cylinder with support

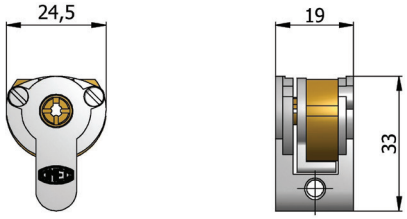

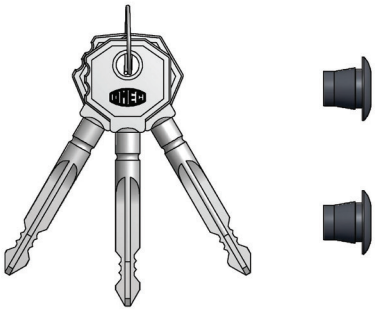

CARATTERISTICHE COSTRUTTIVE: Supporto in lega speciale zincata - Corpo, cilindretto e perni in ottone - Molle in acciaio - Camma OMEC in acciaio inox - Chiavi in acciaio nichelato.

FUNZIONAMENTO: Rotazione della chiave di 360° - Le chiavi sono dipendenti e non possono azionare il cilindro se dall'altro lato é stata inserita e ruotata la chiave.

PARTI IN DOTAZIONE: 3 chiavi, 2 borchie cod. 0441 N, istruzioni di montaggio.

VARIANTI A RICHIESTA: Impianti speciali KA.

CONSTRUCTIVE FEATURES: Zinc-plated special alloy support - Brass body, plug and pins - Steel springs - Stainless steel OMEC cam - Nickel-plated steel keys.

WORKING: Turn the key 360° - The keys are dependent and cannot operate on the cylinder if on the other side the key was inserted and turned.

PROVIDED WITH: 3 keys, 2 roses cod. 0441 N, assembling instructions.

ON REQUEST: Special keying systems KA.

Per serrature serie - For locks series

1473-4473

COD.					
4072	6	4100	0,10	10	-
4072/1	6	4101 (lunga-long)	0,12	10	-

Serrature per fasce
Horizontal locks ..... pag. 102

Elettroserrature per fasce
Horizontal electric locks ..... pag. 114

Serrature di sicurezza per fasce
Horizontal security locks ..... pag. 118

Serrature a doppia mappa per fasce
Horizontal double-bit key locks ..... pag. 125

Elettroserrature a doppia mappa per fasce
Horizontal double-bit key electric locks ..... pag. 133

Serrature per montanti
Vertical locks ..... pag. 137

Serrature di sicurezza per montanti
Vertical security locks ..... pag. 153

Elettroserrature di sicurezza per montanti
Vertical security electric locks ..... pag. 171

Serrature di sicurezza ad ingranaggi per montanti
Vertical security locks with gear mechanism movements ..... pag. 177

Kit per chiusure supplementari per serrature di sicurezza per fasce
Kits for additional locking points for horizontal security locks ..... pag. 192

Kit per chiusure supplementari per serrature di sicurezza per montanti
Kits for additional locking points for vertical security locks ..... pag. 193

Serrature multipunto per montanti
Vertical multi-point locks ..... pag. 211

Elettroserrature multipunto per montanti
Vertical multi-point electric locks ..... pag. 231

Serrature multipunto ad ingranaggi per montanti
Vertical multi-point locks with gear mechanism movements ..... pag. 237

Blocchetti di chiusura
Dead bolt rim locks ..... pag. 259


DMED
MADE IN ITALY
INOX
DMED
MADE IN ITALY
INOX

Scrocco e rullo intercambiabili - Interchangeable latch bolt and roller bolt

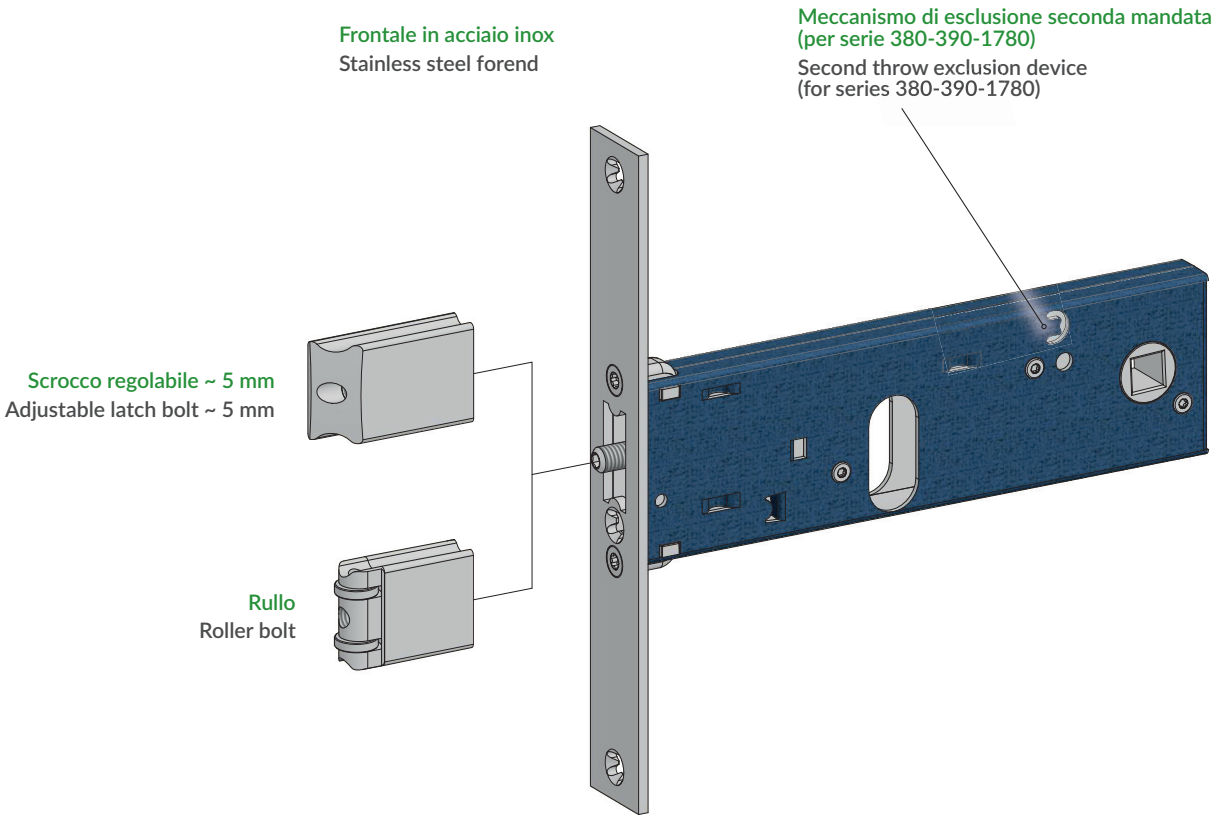

Rullo Roller bolt	Tappo Plug	Per serrature serie For locks series
cod. 0535	cod.0371	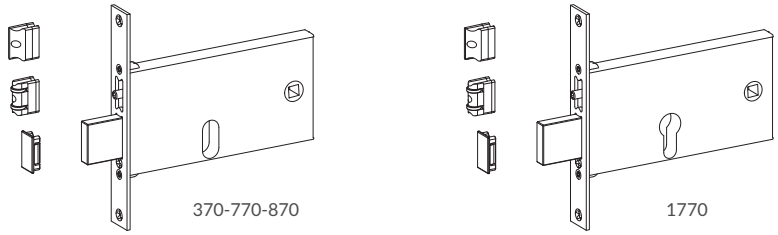
cod. 0385	-	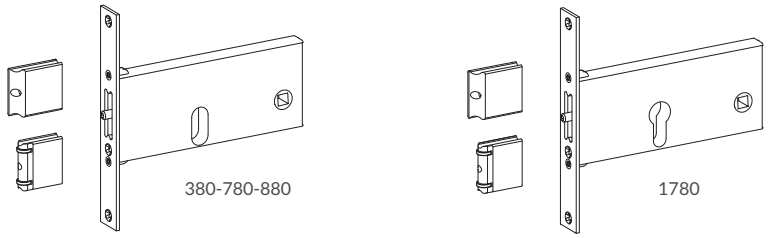
cod. 0395	-	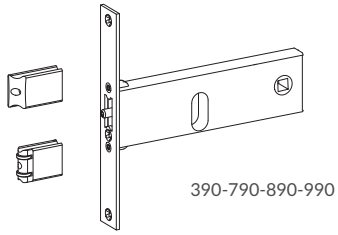

Catenaccio e scrocco regolabile - Dead and adjustable latch bolt

Scrocco intercambiabile con rullo cod.0535 - Latch bolt interchangeable into roller bolt cod.0535

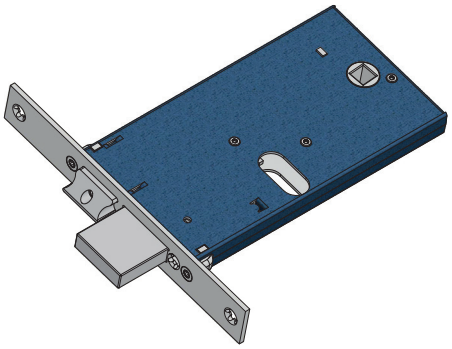

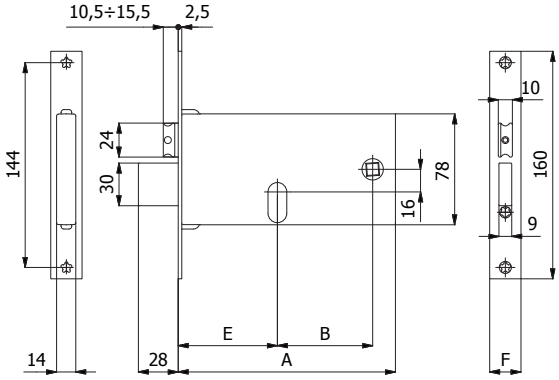

CARATTERISTICHE COSTRUTTIVE: Scatola e coperchio in acciaio zincato e plastificato - Frontale in acciaio inox - Catenaccio in acciaio nichelato - Scrocco in lega speciale cromata - Ingegno maniglia in lega speciale zincata foro ⌑ 8 mm.

FUNZIONAMENTO: Catenaccio comandato dalla chiave - Scrocco comandato dalla chiave o dalla maniglia.

MANO: Reversibile.

PARTI IN DOTAZIONE: Vite cilindro.

CONSTRUCTIVE FEATURES: Zinc and plastic plated steel case and cover - Stainless steel forend - Nickel-plated steel dead bolt - Special nickel-plated alloy latch bolt - Special zinc-plated alloy square spindle device ⌑ 8 mm.

WORKING: Key driven dead bolt - Handle or key driven latch bolt.

HAND: Reversible.

PROVIDED WITH: Cylinder screw.

COD.	E	F	A	B	mandate *throws*	kg		
370	60	16	133	47	3	0,51	1	10
370/F22	60	22	133	47	3	0,53	1	10
770	70	16	153	67	3	0,55	1	10
770/F22	70	22	153	67	3	0,57	1	10
770-TT/F15	70	14,6	153	67	3	0,56	1	10
870	80	16	163	67	3	0,62	1	10
870/F22	80	22	163	67	3	0,64	1	10
870-TT/F15	80	14,6	163	67	3	0,63	1	10

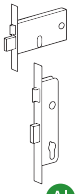

Al

Catenaccio - Dead bolt

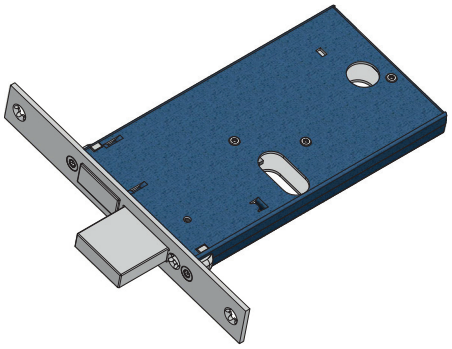

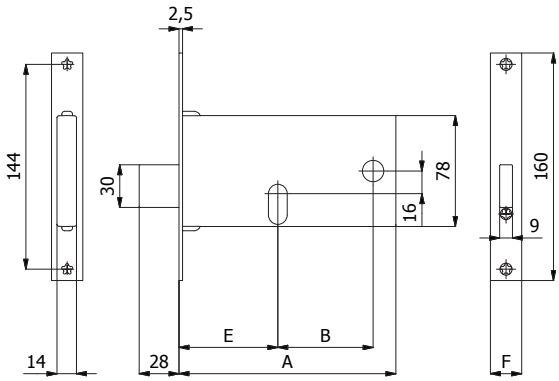

CARATTERISTICHE COSTRUTTIVE: Scatola e coperchio in acciaio zincato e plastificato - Frontale in acciaio inox - Catenaccio in acciaio nichelato.

FUNZIONAMENTO: Catenaccio comandato dalla chiave.

MANO: Unica.

PARTI IN DOTAZIONE: Vite cilindro.

CONSTRUCTIVE FEATURES: Zinc and plastic plated steel case and cover - Stainless steel forend - Nickel-plated steel dead bolt.

WORKING: Key driven dead bolt.

HAND: No hand.

PROVIDED WITH: Cylinder screw.

COD.	E	F	A	B	mandate *throws*	kg		
371	60	16	133	47	3	0,38	1	10
371/F22	60	22	133	47	3	0,40	1	10
771	70	16	153	67	3	0,43	1	10
771/F22	70	22	153	67	3	0,45	1	10
871	80	16	163	67	3	0,50	1	10
871/F22	80	22	163	67	3	0,52	1	10

Catenaccio e rullo regolabile - Dead and adjustable roller bolt

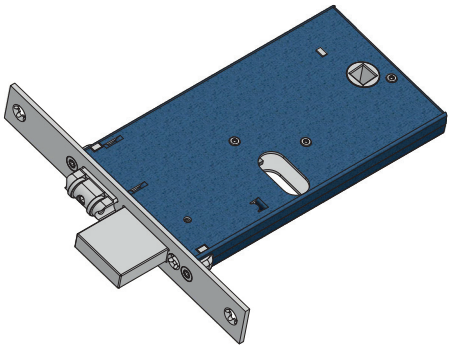

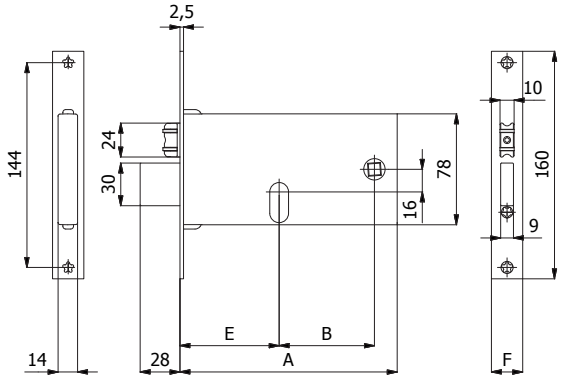

CARATTERISTICHE COSTRUTTIVE: Scatola e coperchio in acciaio zincato e plastificato - Frontale in acciaio inox - Catenaccio in acciaio nichelato - Rullo in ottone cromato.

FUNZIONAMENTO: Catenaccio comandato dalla chiave - Rullo comandato a pressione o dalla chiave.

MANO: Unica.

PARTI IN DOTAZIONE: Vite cilindro.

CONSTRUCTIVE FEATURES: Zinc and plastic plated steel case and cover - Stainless steel forend - Nickel-plated steel dead bolt - Chromed brass roller bolt.

WORKING: Key driven dead bolt - Pressure or key driven roller bolt.

HAND: No hand.

PROVIDED WITH: Cylinder screw.

COD.	E	F	A	B	mandate *throws*	kg		
375	60	16	133	47	3	0,45	1	10
375/F22	60	22	133	47	3	0,47	1	10
775	70	16	153	67	3	0,49	1	10
775/F22	70	22	153	67	3	0,51	1	10
875	80	16	163	67	3	0,56	1	10
875/F22	80	22	163	67	3	0,58	1	10

Gancio - Hook bolt

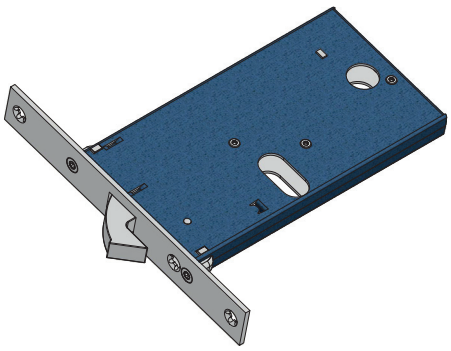

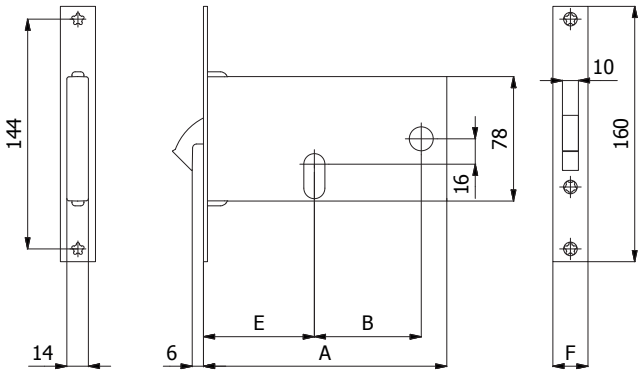

CARATTERISTICHE COSTRUTTIVE: Scatola e coperchio in acciaio zincato e plastificato - Frontale in acciaio inox - Gancio in acciaio nichelato.

FUNZIONAMENTO: Gancio comandato dalla chiave.

MANO: Unica.

PARTI IN DOTAZIONE: Vite cilindro.

CONSTRUCTIVE FEATURES: Zinc and plastic plated steel case and cover - Stainless steel forend - Nickel-plated steel hook bolt.

WORKING: Key driven hook bolt.

HAND: No hand.

PROVIDED WITH: Cylinder screw.

COD.	E	F	A	B	mandate *throws*	kg		
376	60	16	133	47	1	0,43	1	10
376/F22	60	22	133	47	1	0,45	1	10
776	70	16	153	67	1	0,48	1	10
776/F22	70	22	153	67	1	0,50	1	10

Scrocco regolabile con mandate - Adjustable latch bolt with throws

Scrocco intercambiabile con rullo cod. 0385 - Latch bolt interchangeable into roller bolt cod. 0385



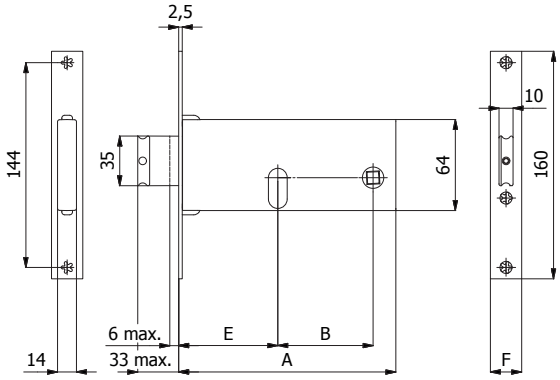

CARATTERISTICHE COSTRUTTIVE: Scatola e coperchio in acciaio zincato e plastificato - Frontale in acciaio inox - Scrocco in lega speciale cromata - Ingegno maniglia in lega speciale zincata foro ⌀ 8 mm.

FUNZIONAMENTO: Mandate comandate dalla chiave - Scrocco comandato dalla chiave o dalla maniglia.

MANO: Reversibile.

PARTI IN DOTAZIONE: Vite cilindro.

CONSTRUCTIVE FEATURES: Zinc and plastic plated steel case and cover - Stainless steel forend - Special nickel-plated alloy latch bolt - Special zinc-plated alloy square spindle device ⌀ 8 mm.

WORKING: Key driven throws - Handle or key driven latch bolt.

HAND: Reversible.

PROVIDED WITH: Cylinder screw.

COD.	E	F	A	B	mandate *throws*	kg		
380	60	16	133	47	2	0,44	1	10
380/F22	60	22	133	47	2	0,46	1	10
780	70	16	153	67	2	0,48	1	10
780/F22	70	22	153	67	2	0,50	1	10
780-TT/F15	70	14,6	153	67	2	0,48	1	10
880	80	16	163	67	2	0,51	1	10
880/F22	80	22	163	67	2	0,53	1	10
880-TT/F15	80	14,6	163	67	2	0,51	1	10

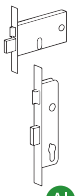

Al

Catenaccio regolabile - Adjustable dead bolt



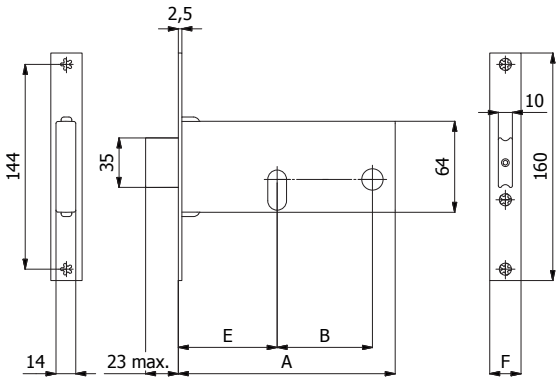

CARATTERISTICHE COSTRUTTIVE: Scatola e coperchio in acciaio zincato e plastificato - Frontale in acciaio inox - Catenaccio in lega speciale cromata.

FUNZIONAMENTO: Catenaccio comandato dalla chiave.

MANO: Unica.

PARTI IN DOTAZIONE: Vite cilindro.

CONSTRUCTIVE FEATURES: Zinc and plastic plated steel case and cover - Stainless steel forend - Special chromed alloy dead bolt.

WORKING: Key driven dead bolt.

HAND: No hand.

PROVIDED WITH: Cylinder screw.

COD.	E	F	A	B	mandate *throws*	kg		
381	60	16	133	47	2	0,40	1	10
381/F22	60	22	133	47	2	0,42	1	10
781	70	16	153	67	2	0,44	1	10
781/F22	70	22	153	67	2	0,46	1	10
881	80	16	163	67	2	0,48	1	10
881/F22	80	22	163	67	2	0,50	1	10

Catenaccio e scrocco regolabile - Dead and adjustable latch bolt



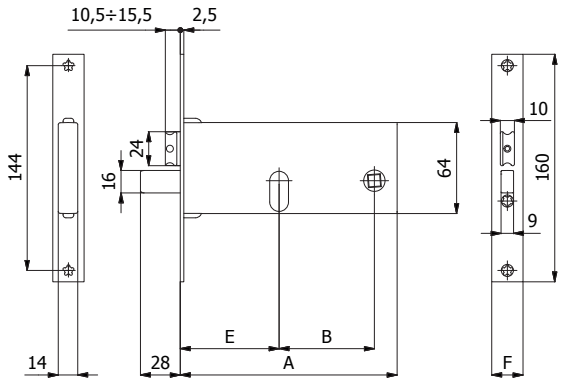

CARATTERISTICHE COSTRUTTIVE: Scatola e coperchio in acciaio zincato e plastificato - Frontale in acciaio inox - Catenaccio e scrocco in lega speciale cromata - Ingegno maniglia in lega speciale zincata foro ⌀ 8 mm.

FUNZIONAMENTO: Catenaccio comandato dalla chiave - Scrocco comandato dalla chiave o dalla maniglia.

MANO: Reversibile.

PARTI IN DOTAZIONE: Vite cilindro.

CONSTRUCTIVE FEATURES: Zinc and plastic plated steel case and cover - Stainless steel forend - Special chromed alloy dead and latch bolt - Special zinc-plated alloy square spindle device ⌀ 8 mm.

WORKING: Key driven dead bolt - Handle or key driven latch bolt.

HAND: Reversible.

PROVIDED WITH: Cylinder screw.

COD.	E	F	A	B	mandate *throws*	kg		
782	70	16	153	67	3	0,53	1	10
782/F22	70	22	153	67	3	0,55	1	10
782-TT/F15	70	14,6	153	67	3	0,54	1	10
882	80	16	163	67	3	0,56	1	10
882/F22	80	22	163	67	3	0,58	1	10
882-TT/F15	80	14,6	163	67	3	0,57	1	10

Rullo regolabile con mandate - Adjustable roller bolt with throws



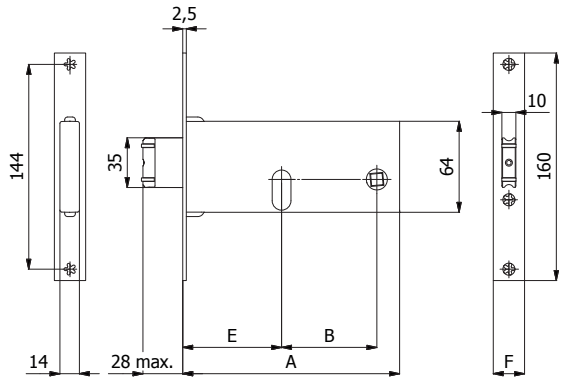

CARATTERISTICHE COSTRUTTIVE: Scatola e coperchio in acciaio zincato e plastificato - Frontale in acciaio inox - Rullo in ottone cromato.

FUNZIONAMENTO: Mandate comandate dalla chiave - Rullo comandato a pressione o dalla chiave.

MANO: Unica.

PARTI IN DOTAZIONE: Vite cilindro.

CONSTRUCTIVE FEATURES: Zinc and plastic plated steel case and cover - Stainless steel forend - Chromed brass roller bolt.

WORKING: Key driven throws - Pressure or key driven roller bolt.

HAND: No hand.

PROVIDED WITH: Cylinder screw.

COD.	E	F	A	B	mandate *throws*	kg		
385	60	16	133	47	2	0,41	1	10
385/F22	60	22	133	47	2	0,43	1	10
785	70	16	153	67	2	0,47	1	10
785/F22	70	22	153	67	2	0,49	1	10
885	80	16	163	67	2	0,47	1	10
885/F22	80	22	163	67	2	0,49	1	10

Gancio - Hook bolt



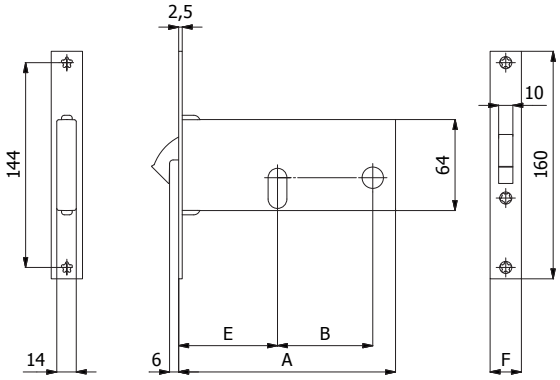

CARATTERISTICHE COSTRUTTIVE: Scatola e coperchio in acciaio zincato e plastificato - Frontale in acciaio inox - Gancio in acciaio nichelato.
FUNZIONAMENTO: Gancio comandato dalla chiave.
MANO: Unica.
PARTI IN DOTAZIONE: Vite cilindro.

CONSTRUCTIVE FEATURES: Zinc and plastic plated steel case and cover - Stainless steel forend - Nickel-plated steel hook bolt.
WORKING: Key driven hook bolt.
HAND: No hand.
PROVIDED WITH: Cylinder screw.

COD.	E	F	A	B	mandate *throws*	kg		
386	60	16	133	47	1	0,38	1	10
386/F22	60	22	133	47	1	0,40	1	10
786	70	16	153	67	1	0,41	1	10
786/F22	70	22	153	67	1	0,43	1	10

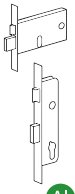

Al

Scrocco regolabile con mandate - Adjustable latch bolt with throws

Scrocco intercambiabile con rullo cod. 0395 - Latch bolt interchangeable into roller bolt cod. 0395

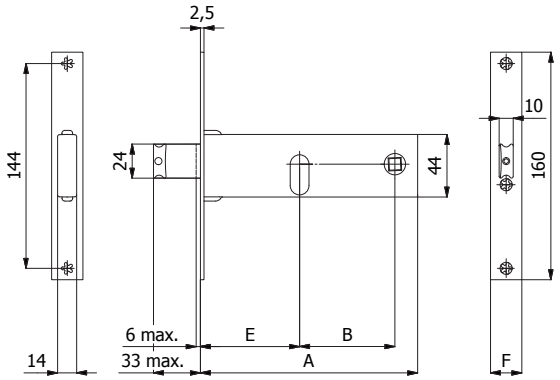

CARATTERISTICHE COSTRUTTIVE: Scatola e coperchio in acciaio zincato e plastificato - Frontale in acciaio inox - Scrocco in lega speciale cromata - Ingegno maniglia in lega speciale zincata foro ⌀ 8 mm
FUNZIONAMENTO: Mandate comandate dalla chiave - Scrocco comandato dalla chiave o dalla maniglia.
MANO: Reversibile.
PARTI IN DOTAZIONE: Vite cilindro.

CONSTRUCTIVE FEATURES: Zinc and plastic plated steel case and cover - Stainless steel forend - Special nickel-plated alloy latch bolt - Special zinc-plated alloy square spindle device ⌀ 8 mm
WORKING: Key driven throws - Handle or key driven latch bolt.
HAND: Reversible.
PROVIDED WITH: Cylinder screw.

COD.	E	F	A	B	mandate *throws*	kg		
390	60	16	133	47	2	0,36	1	10
390/F22	60	22	133	47	2	0,38	1	10
790	70	16	153	67	2	0,39	1	10
790/F22	70	22	153	67	2	0,41	1	10
790-TT/F15	70	14,6	153	67	2	0,39	1	10
890	80	16	163	67	2	0,40	1	10
890/F22	80	22	163	67	2	0,42	1	10
890-TT/F15	80	14,6	163	67	2	0,40	1	10
990	90	16	173	67	2	0,42	1	10
990/F22	90	22	173	67	2	0,44	1	10
990-TT/F15	90	14,6	173	67	2	0,42	1	10

Catenaccio regolabile - Adjustable dead bolt

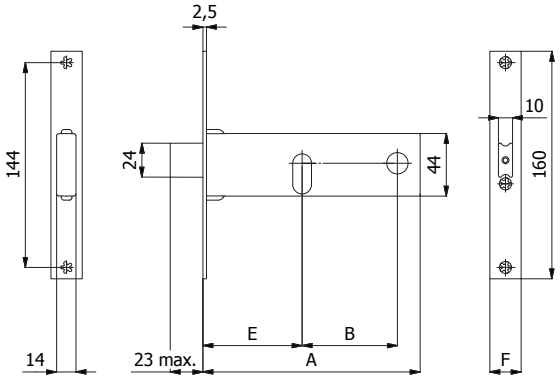

CARATTERISTICHE COSTRUTTIVE: Scatola e coperchio in acciaio zincato e plastificato - Frontale in acciaio inox - Catenaccio in lega speciale cromata.
FUNZIONAMENTO: Catenaccio comandato dalla chiave.
MANO: Unica.
PARTI IN DOTAZIONE: Vite cilindro.

CONSTRUCTIVE FEATURES: Zinc and plastic plated steel case and cover - Stainless steel forend - Special chromed alloy dead bolt.
WORKING: Key driven dead bolt.
HAND: No hand.
PROVIDED WITH: Cylinder screw.

COD.	E	F	A	B	mandate *throws*	kg		
391	60	16	133	47	2	0,33	1	10
391/F22	60	22	133	47	2	0,35	1	10
791	70	16	153	67	2	0,36	1	10
791/F22	70	22	153	67	2	0,38	1	10
891	80	16	163	67	2	0,40	1	10
891/F22	80	22	163	67	2	0,42	1	10
991	90	16	173	67	2	0,48	1	10
991/F22	90	22	173	67	2	0,50	1	10

Rullo regolabile con mandate - Adjustable roller bolt with throws

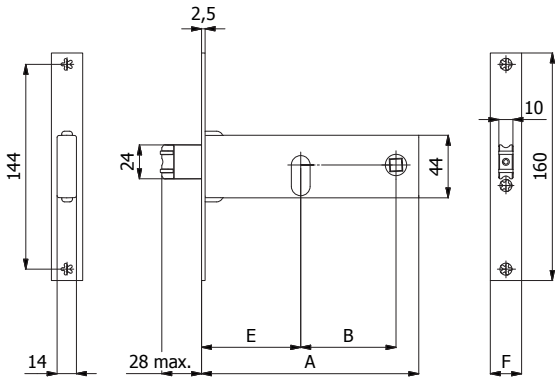

CARATTERISTICHE COSTRUTTIVE: Scatola e coperchio in acciaio zincato e plastificato - Frontale in acciaio inox - Rullo in ottone cromato.
FUNZIONAMENTO: Mandate comandate dalla chiave - Rullo comandato a pressione o dalla chiave.
MANO: Unica.
PARTI IN DOTAZIONE: Vite cilindro.

CONSTRUCTIVE FEATURES: Zinc and plastic plated steel case and cover - Stainless steel forend - Chromed brass roller bolt.
WORKING: Key driven throws - Pressure or key driven roller bolt.
HAND: No hand.
PROVIDED WITH: Cylinder screw.

COD.	E	F	A	B	mandate *throws*	kg		
395	60	16	133	47	2	0,34	1	10
395/F22	60	22	133	47	2	0,36	1	10
795	70	16	153	67	2	0,38	1	10
795/F22	70	22	153	67	2	0,40	1	10
895	80	16	163	67	2	0,38	1	10
895/F22	80	22	163	67	2	0,40	1	10
995	90	16	173	67	2	0,39	1	10
995/F22	90	22	173	67	2	0,41	1	10

Gancio - Hook bolt

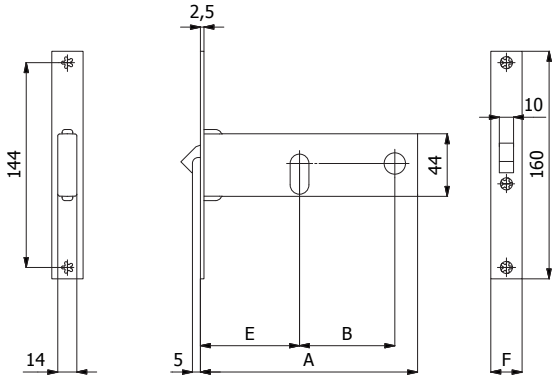

CARATTERISTICHE COSTRUTTIVE: Scatola e coperchio in acciaio zincato e plastificato - Frontale in acciaio inox - Gancio in acciaio cromato.
FUNZIONAMENTO: Gancio comandato dalla chiave.
MANO: Unica.
PARTI IN DOTAZIONE: Vite cilindro.

CONSTRUCTIVE FEATURES: Zinc and plastic plated steel case and cover - Stainless steel forend - Chromed steel hook bolt.
WORKING: Key driven hook bolt.
HAND: No hand.
PROVIDED WITH: Cylinder screw.

COD.	E	F	A	B	mandate *throws*	kg		
396	60	16	133	47	1	0,30	1	10
396/F22	60	22	133	47	1	0,32	1	10
796	70	16	153	67	1	0,33	1	10
796/F22	70	22	153	67	1	0,35	1	10

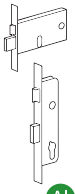

AI

Catenaccio e scrocco regolabile - Dead and adjustable latch bolt

Scrocco intercambiabile con rullo cod.0535 - Latch bolt interchangeable into roller bolt cod.0535

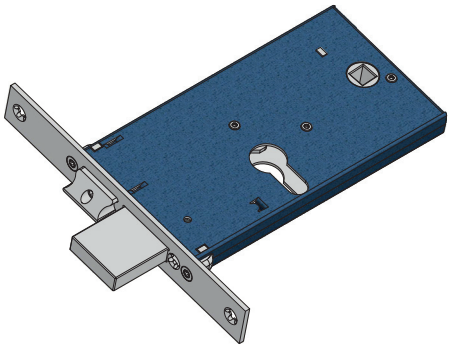

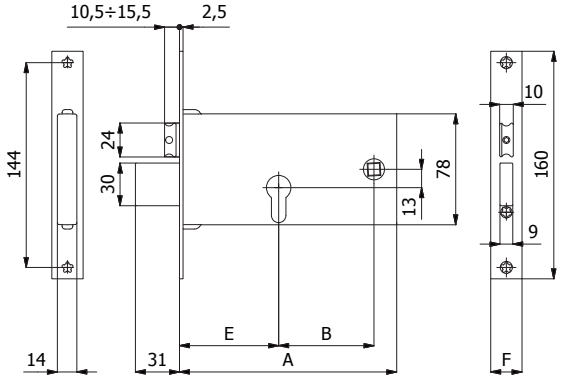

CARATTERISTICHE COSTRUTTIVE: Scatola e coperchio in acciaio zincato e plastificato - Frontale in acciaio inox - Catenaccio in acciaio nichelato - Scrocco in lega speciale cromata - Ingegno maniglia in lega speciale zincata foro ⌑ 8 mm.

FUNZIONAMENTO: Catenaccio comandato dalla chiave - Scrocco comandato dalla chiave o dalla maniglia.

MANO: Reversibile.

PARTI IN DOTAZIONE: Vite cilindro.

CONSTRUCTIVE FEATURES: Zinc and plastic plated steel case and cover - Stainless steel forend - Nickel-plated steel dead bolt - Special nickel-plated alloy latch bolt - Special zinc-plated alloy square spindle device ⌑ 8 mm.

WORKING: Key driven dead bolt - Handle or key driven latch bolt.

HAND: Reversible.

PROVIDED WITH: Cylinder screw.

COD.	E	F	A	B	mandate *throws*	kg		
1770	70	16	153	67	3	0,58	1	10
1770/F22	70	22	153	67	3	0,60	1	10

Catenaccio - Dead bolt

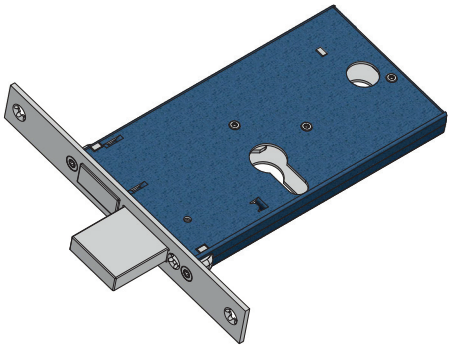

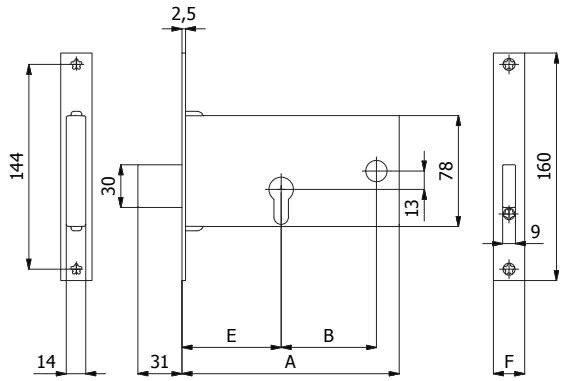

CARATTERISTICHE COSTRUTTIVE: Scatola e coperchio in acciaio zincato e plastificato - Frontale in acciaio inox - Catenaccio in acciaio nichelato.

FUNZIONAMENTO: Catenaccio comandato dalla chiave.

MANO: Unica.

PARTI IN DOTAZIONE: Vite cilindro.

CONSTRUCTIVE FEATURES: Zinc and plastic plated steel case and cover - Stainless steel forend - Nickel-plated steel dead bolt.

WORKING: Key driven dead bolt.

HAND: No hand.

PROVIDED WITH: Cylinder screw.

COD.	E	F	A	B	mandate *throws*	kg		
1771	70	16	153	67	3	0,51	1	10
1771/F22	70	22	153	67	3	0,53	1	10

Catenaccio e rullo regolabile - Dead and adjustable roller bolt

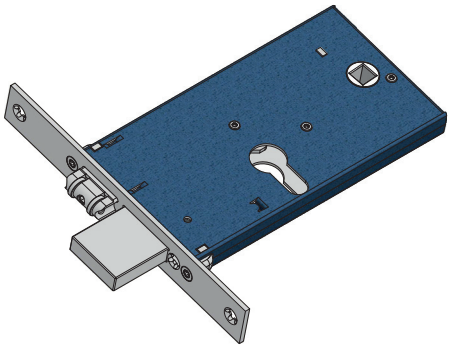

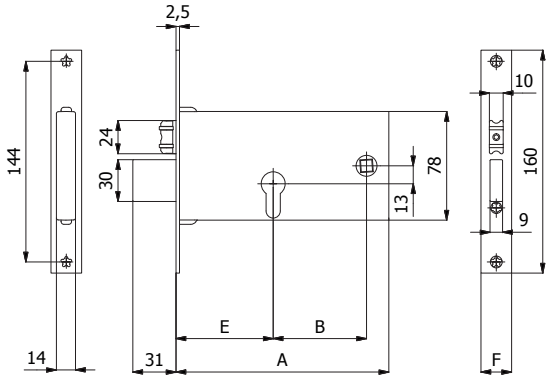

CARATTERISTICHE COSTRUTTIVE: Scatola e coperchio in acciaio zincato e plastificato - Frontale in acciaio inox - Catenaccio in acciaio nichelato - Rullo in ottone cromato.

FUNZIONAMENTO: Catenaccio comandato dalla chiave - Rullo comandato a pressione o dalla chiave.

MANO: Unica.

PARTI IN DOTAZIONE: Vite cilindro.

CONSTRUCTIVE FEATURES: Zinc and plastic plated steel case and cover - Stainless steel forend - Nickel-plated steel dead bolt - Chromed brass roller bolt.

WORKING: Key driven dead bolt - Pressure or key driven roller bolt.

HAND: No hand.

PROVIDED WITH: Cylinder screw.

COD.	E	F	A	B	mandate *throws*	kg		
1775	70	16	153	67	3	0,53	1	10
1775/F22	70	22	153	67	3	0,55	1	10

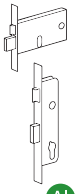

Al

Gancio - Hook bolt

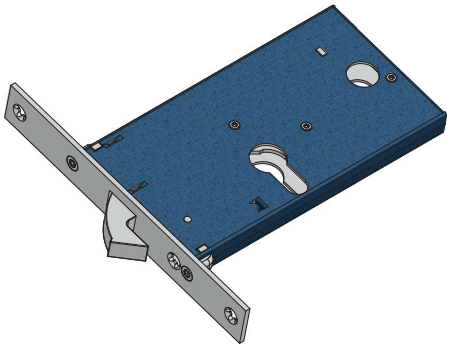

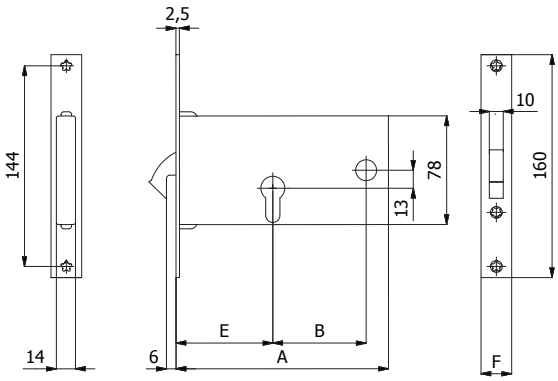

CARATTERISTICHE COSTRUTTIVE: Scatola e coperchio in acciaio zincato e plastificato - Frontale in acciaio inox - Gancio in acciaio nichelato.

FUNZIONAMENTO: Gancio comandato dalla chiave.

MANO: Unica.

PARTI IN DOTAZIONE: Vite cilindro.

CONSTRUCTIVE FEATURES: Zinc and plastic plated steel case and cover - Stainless steel forend - Nickel-plated steel hook bolt.

WORKING: Key driven hook bolt.

HAND: No hand.

PROVIDED WITH: Cylinder screw.

COD.	E	F	A	B	mandate *throws*	kg		
1776	70	16	153	67	1	0,51	1	10
1776/F22	70	22	153	67	1	0,53	1	10

Scrocco regolabile con mandate - Adjustable latch bolt with throws

Scrocco intercambiabile con rullo cod. 0385 - Latch bolt interchangeable into roller bolt cod. 0385

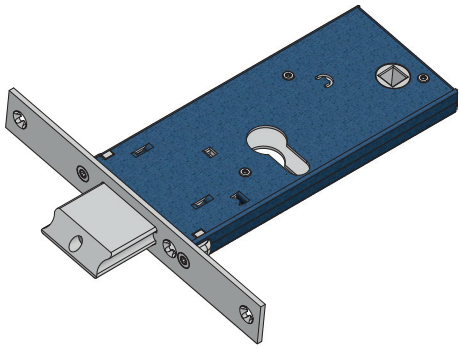

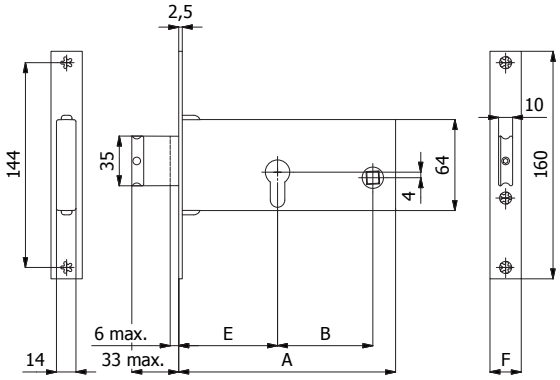

CARATTERISTICHE COSTRUTTIVE: Scatola e coperchio in acciaio zincato e plastificato - Frontale in acciaio inox - Scrocco in lega speciale cromata - Ingegno maniglia in lega speciale zincata foro ⌀ 8 mm

FUNZIONAMENTO: Mandate comandate dalla chiave - Scrocco comandato dalla chiave o dalla maniglia.

MANO: Reversibile.

PARTI IN DOTAZIONE: Vite cilindro.

CONSTRUCTIVE FEATURES: Zinc and plastic plated steel case and cover - Stainless steel forend - Special nickel-plated alloy latch bolt - Special zinc-plated alloy square spindle device ⌀ 8 mm.

WORKING: Key driven throws - Handle or key driven latch bolt.

HAND: Reversible.

PROVIDED WITH: Cylinder screw.

COD.	E	F	A	B	mandate *throws*	kg		
1780	70	16	153	67	2	0,50	1	10
1780/F22	70	22	153	67	2	0,52	1	10

Catenaccio regolabile - Adjustable dead bolt



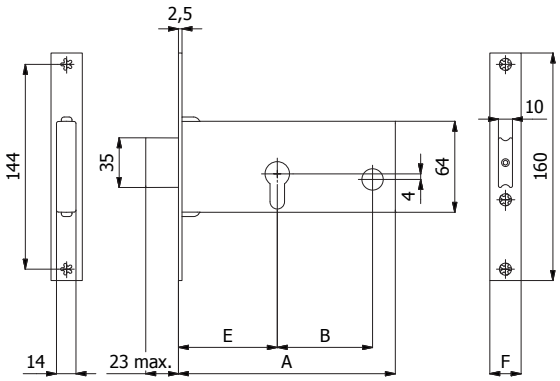

CARATTERISTICHE COSTRUTTIVE: Scatola e coperchio in acciaio zincato e plastificato - Frontale in acciaio inox - Catenaccio in lega speciale cromata.

FUNZIONAMENTO: Catenaccio comandato dalla chiave.

MANO: Unica.

PARTI IN DOTAZIONE: Vite cilindro.

CONSTRUCTIVE FEATURES: Zinc and plastic plated steel case and cover - Stainless steel forend - Special chromed alloy dead bolt.

WORKING: Key driven dead bolt.

HAND: No hand.

PROVIDED WITH: Cylinder screw.

COD.	E	F	A	B	mandate *throws*	kg		
1781	70	16	153	67	2	0,46	1	10
1781/F22	70	22	153	67	2	0,48	1	10

Rullo regolabile con mandate - Adjustable roller bolt with throws



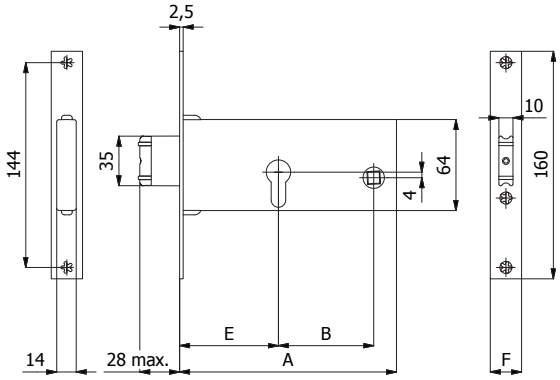

CARATTERISTICHE COSTRUTTIVE: Scatola e coperchio in acciaio zincato e plastificato - Frontale in acciaio inox - Rullo in ottone cromato.

FUNZIONAMENTO: Mandate comandate dalla chiave - Rullo comandato a pressione o dalla chiave.

MANO: Unica.

PARTI IN DOTAZIONE: Vite cilindro.

CONSTRUCTIVE FEATURES: Zinc and plastic plated steel case and cover - Stainless steel forend - Chromed brass roller bolt.

WORKING: Key driven throws - Pressure or key driven roller bolt.

HAND: No hand.

PROVIDED WITH: Cylinder screw.

COD.	E	F	A	B	mandate *throws*	kg		
1785	70	16	153	67	2	0,49	1	10
1785/F22	70	22	153	67	2	0,51	1	10

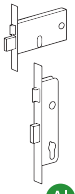

AI

Scrocco con mandata - Latch bolt with throw

Con dispositivo per esclusione mandata - With throw exclusion system



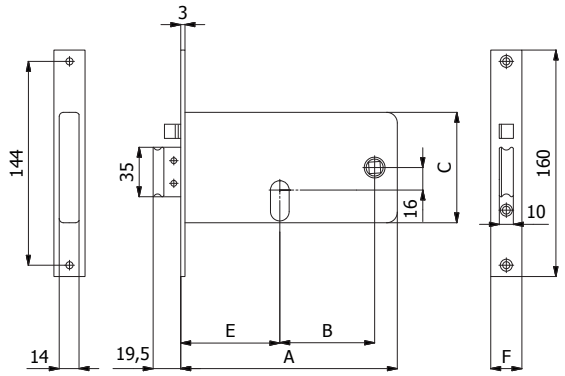

CARATTERISTICHE COSTRUTTIVE: Scatola e coperchio in acciaio zincato e plastificato - Frontale in acciaio nichelato e cromato - Scrocco in ottone cromato - Pistone di ricarica in acciaio cromato - Ingegno maniglia in ottone foro ⌑ 8 mm - Gruppo bobine cod. 033 (12V-15W a.c.) CE.

FUNZIONAMENTO: Mandata comandata dalla chiave - Scrocco comandato dalla chiave, dalla maniglia, dal comando elettrico a distanza o dal pulsante meccanico cod. 058 - Il funzionamento é garantito anche in mancanza di corrente.

FERMO A GIORNO: Con il pulsante meccanico cod. 059 é consentito il bloccaggio dell'elettroserratura in posizione di "aperto".

MANO: Reversibile.

PARTI IN DOTAZIONE: Vite cilindro, istruzioni di montaggio.

CONSTRUCTIVE FEATURES: Zinc and plastic plated steel case and cover - Nickel and chrome-plated steel forend - Chromed brass latch bolt - Chromed steel piston - Brass square spindle device ⌑ 8 mm - Coil set cod. 033 (12V-15W a.c.) CE.

WORKING: Key driven throw - Key, handle, remote control or push-button cod. 058 driven latch bolt - Working is assured also without current.

HOLD OPEN DEVICE: With push-button cod. 059, it is possible to block the electric lock in its "open" position.

HAND: Reversible.

PROVIDED WITH: Cylinder screw, assembling instructions.

COD.	E	F	A	B	C	mandate *throws*	kg		
377	60	16	133	47	84	1	0,55	1	10
377/F22	60	22	133	47	84	1	0,58	1	10
777	70	16	153	67	78	1	0,59	1	10
777/F22	70	22	153	67	78	1	0,61	1	10
877	80	16	163	67	78	1	0,65	1	10
877/F22	80	22	163	67	78	1	0,67	1	10

Catenaccio e scrocco (non reversibile) - Dead and latch bolt (not reversible)



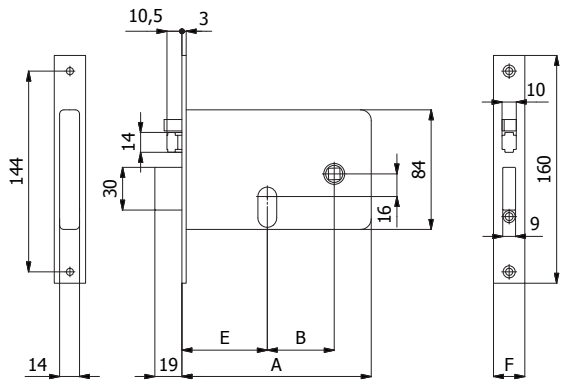

CARATTERISTICHE COSTRUTTIVE: Scatola e coperchio in acciaio zincato e plastificato - Frontale in acciaio nichelato e cromato - Catenaccio e Pistone di ricarica in acciaio cromato - Scrocco in lega speciale cromata - Ingegno maniglia in ottone foro ⌑ 8 mm - Gruppo bobine cod. 033 (12V-15W a.c.) CE.

FUNZIONAMENTO: Catenaccio comandato dalla chiave - Scrocco comandato dalla chiave, dalla maniglia, dal comando elettrico a distanza o dal pulsante meccanico cod. 058 - Il funzionamento é garantito anche in mancanza di corrente.

FERMO A GIORNO: Con il pulsante meccanico cod. 059 é consentito il bloccaggio dell'elettroserratura in posizione di "aperto".

MANO: DX = destra - SX = sinistra.

PARTI IN DOTAZIONE: Vite cilindro.

CONSTRUCTIVE FEATURES: Zinc and plastic plated steel case and cover - Nickel and chrome-plated steel forend -Nickel-plated steel dead bolt and piston - Special nickel-plated alloy latch bolt - Brass square spindle device ⌑ 8 mm - Coil set cod. 033 (12V-15W a.c.) CE.

WORKING: Key driven dead bolt - Key, handle, remote control or push-button cod. 058 driven latch bolt - Working is assured also without current.

HOLD OPEN DEVICE: With push-button cod. 059, it is possible to block the electric lock in its "open" position.

HAND: DX = right - SX = left.

PROVIDED WITH: Cylinder screw.

COD.	E	F	A	B	mandate *throws*	kg		
378 DX	60	16	133	47	2	0,56	1	10
378 SX	60	16	133	47	2	0,56	1	10
378/F22 DX	60	22	133	47	2	0,58	1	10
378/F22 SX	60	22	133	47	2	0,58	1	10

Catenaccio e scrocco - Dead and latch bolt



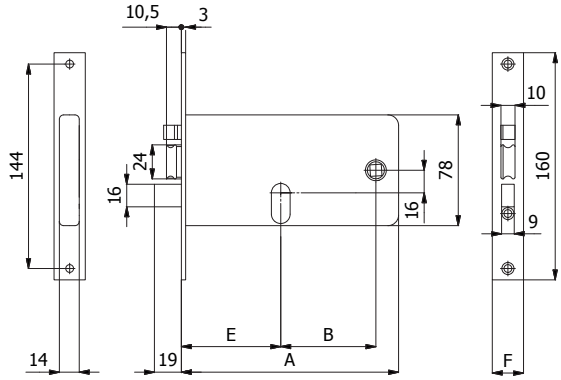

CARATTERISTICHE COSTRUTTIVE: Scatola e coperchio in acciaio zincato e plastificato - Frontale in acciaio nichelato e cromato - Catenaccio e scrocco in ottone cromato - Pistone di ricarica in acciaio cromato - Ingegno maniglia in ottone foro ⌀ 8 mm - Gruppo bobine cod. 033 (12V-15W a.c.) CE.

FUNZIONAMENTO: Catenaccio comandato dalla chiave - Scrocco comandato dalla chiave, dalla maniglia, dal comando elettrico a distanza o dal pulsante meccanico cod. 058 - Il funzionamento é garantito anche in mancanza di corrente.

FERMO A GIORNO: Con il pulsante meccanico cod. 059 é consentito il bloccaggio dell'elettroserratura in posizione di "aperto".

MANO: Reversibile.

PARTI IN DOTAZIONE: Vite cilindro, istruzioni di montaggio.

CONSTRUCTIVE FEATURES: Zinc and plastic plated steel case and cover - Nickel and chrome-plated steel forend - Chromed brass dead and latch bolt - Chromed steel piston - Brass square spindle device ⌀ 8 mm - Coil set cod. 033 (12V-15W a.c.) CE.

WORKING: Key driven dead bolt - Key, handle, remote control or push-button cod. 058 driven latch bolt - Working is assured also without current.

HOLD OPEN DEVICE: With push-button cod. 059, it is possible to block the electric lock in its "open" position.

HAND: Reversible.

PROVIDED WITH: Cylinder screw, assembling instructions.

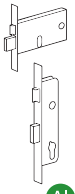

COD.	E	F	A	B	mandate *throws*	kg		
778	70	16	153	67	2	0,63	1	10
778/F22	70	22	153	67	2	0,65	1	10
878	80	16	163	67	2	0,70	1	10
878/F22	80	22	163	67	2	0,72	1	10

Scrocco con mandata - Latch bolt with throw

Con dispositivo per esclusione mandata - With throw exclusion system



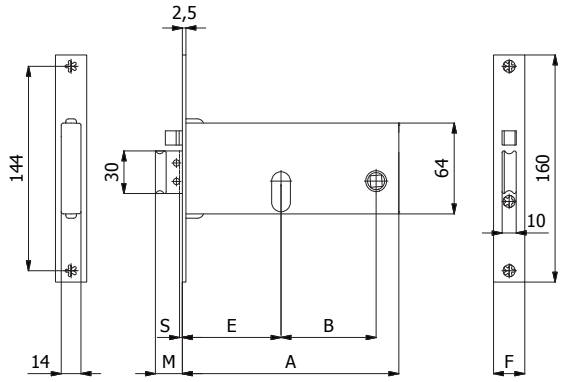

CARATTERISTICHE COSTRUTTIVE: Scatola e coperchio in acciaio zincato e plastificato - Frontale in acciaio inox - Scrocco in ottone cromato - Pistone di ricarica in acciaio cromato - Ingegno maniglia in ottone foro ⌀ 8 mm - Gruppo bobine cod. 034 (12V-15W a.c.) CE.

FUNZIONAMENTO: Mandata comandata dalla chiave - Scrocco comandato dalla chiave, dalla maniglia, dal comando elettrico a distanza o dal pulsante meccanico cod. 058 - Il funzionamento é garantito anche in mancanza di corrente.

FERMO A GIORNO: Con il pulsante meccanico cod. 059 é consentito il bloccaggio dell'elettroserratura in posizione di "aperto".

MANO: Reversibile.

PARTI IN DOTAZIONE: Vite cilindro, istruzioni di montaggio.

CONSTRUCTIVE FEATURES: Zinc and plastic plated steel case and cover - Stainless steel forend - Chromed brass latch bolt - Chromed steel piston - Brass square spindle device ⌀ 8 mm - Coil set cod. 034 (12V-15W a.c.) CE.

WORKING: Key driven throw - Key, handle, remote control or push-button cod. 058 driven latch bolt - Working is assured also without current.

HOLD OPEN DEVICE: With push-button cod. 059, it is possible to block the electric lock in its "open" position.

HAND: Reversible.

PROVIDED WITH: Cylinder screw, assembling instructions.

COD.	E	F	A	B	M	S	mandate *throws*	kg		
388	60	16	133	47	19	-	1	0,49	1	10
388/F22	60	22	133	47	19	-	1	0,51	1	10
788	70	16	153	67	19	-	1	0,54	1	10
788/F22	70	22	153	67	19	-	1	0,56	1	10
788-TT/F15	70	14,6	153	67	24	6	1	0,55	1	10
888	80	16	163	67	19	-	1	0,55	1	10
888/F22	80	22	163	67	19	-	1	0,57	1	10
888-TT/F15	80	14,6	163	67	24	6	1	0,56	1	10

Scrocco (non reversibile) - Latch bolt (not reversible)



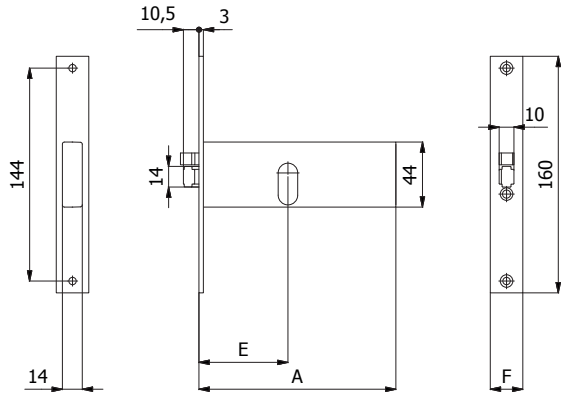

CARATTERISTICHE COSTRUTTIVE: Scatola e coperchio in acciaio zincato e plastificato - Frontale in acciaio nichelato e cromato - Scrocco in lega speciale cromata - Pistone di ricarica in acciaio cromato - Gruppo bobine cod. 034 (12V-15W a.c.) CE.

FUNZIONAMENTO: Scrocco comandato dalla chiave, dal comando elettrico a distanza o dal pulsante meccanico cod. 058 - Il funzionamento é garantito anche in mancanza di corrente.

FERMO A GIORNO: Con il pulsante meccanico cod. 059 é consentito il bloccaggio dell'elettroserratura in posizione di "aperto".

MANO: DX = destra - SX = sinistra.

PARTI IN DOTAZIONE: Vite cilindro.

CONSTRUCTIVE FEATURES: Zinc and plastic plated steel case and cover - Nickel and chrome-plated steel forend - Special nickel-plated alloy latch bolt - Chromed steel piston - Coil set cod. 034 (12V-15W a.c.) CE.

WORKING: Key, remote control or push-button cod. 058 driven latch bolt - Working is assured also without current.

HOLD OPEN DEVICE: With push-button cod. 059, it is possible to block the electric lock in its "open" position.

HAND: DX = right - SX = left.

PROVIDED WITH: Cylinder screw.

COD.	E	F	A	kg		
399 DX	60	16	133	0,33	1	10
399 SX	60	16	133	0,33	1	10
399/F22 DX	60	22	133	0,35	1	10
399/F22 SX	60	22	133	0,35	1	10

Scrocco - Latch bolt



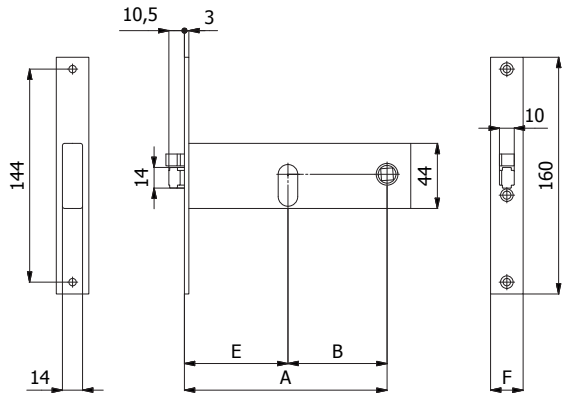

CARATTERISTICHE COSTRUTTIVE: Scatola e coperchio in acciaio zincato e plastificato - Frontale in acciaio nichelato e cromato - Scrocco in lega speciale cromata - Pistone di ricarica in acciaio cromato - Ingegno maniglia in ottone foro ⌑ 8 mm - Gruppo bobine cod. 034 (12V-15W a.c.) CE.

FUNZIONAMENTO: Scrocco comandato dalla chiave, dalla maniglia, dal comando elettrico a distanza o dal pulsante meccanico cod. 058 - Il funzionamento é garantito anche in mancanza di corrente.

FERMO A GIORNO: Con il pulsante meccanico cod. 059 é consentito il bloccaggio dell'elettroserratura in posizione di "aperto".

MANO: Reversibile.

PARTI IN DOTAZIONE: Vite cilindro, istruzioni di montaggio.

CONSTRUCTIVE FEATURES: Zinc and plastic plated steel case and cover - Nickel and chrome-plated steel forend - Special nickel-plated alloy latch bolt- Chromed steel piston - Brass square spindle device ⌑ 8 mm - Coil set cod. 034 (12V-15W a.c.) CE.

WORKING: Key, handle, remote control or push-button cod. 058 driven latch bolt - Working is assured also without current.

HOLD OPEN DEVICE: With push-button cod. 059, it is possible to block the electric lock in its "open" position.

HAND: Reversible.

PROVIDED WITH: Cylinder screw, assembling instructions.

COD.	E	F	A	B	kg		
799	70	16	153	67	0,38	1	10
799/F22	70	22	153	67	0,40	1	10
899	80	16	163	67	0,39	1	10
899/F22	80	22	163	67	0,41	1	10
999	90	16	173	67	0,41	1	10
999/F22	90	22	173	67	0,43	1	10

Scrocco con mandata - Latch bolt with throw



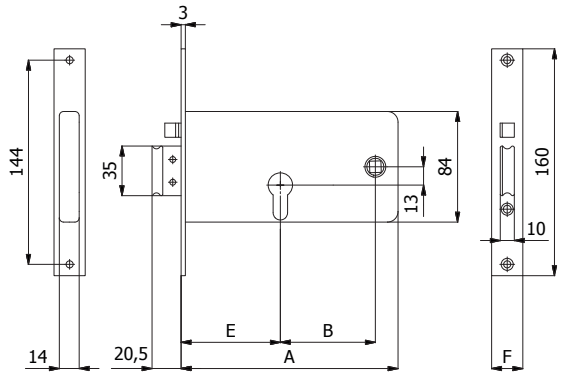

CARATTERISTICHE COSTRUTTIVE: Scatola e coperchio in acciaio zincato e plastificato - Frontale in acciaio nichelato e cromato - Scrocco in ottone cromato - Pistone di ricarica in acciaio cromato - Ingegno maniglia in ottone foro ⌑ 8 mm - Gruppo bobine cod. 033 (12V-15W a.c.) CE.

FUNZIONAMENTO: Mandata comandata dalla chiave - Scrocco comandato dalla chiave, dalla maniglia, dal comando elettrico a distanza o dal pulsante meccanico cod. 058 - Il funzionamento é garantito anche in mancanza di corrente.

FERMO A GIORNO: Con il pulsante meccanico cod. 059 é consentito il bloccaggio dell'elettroserratura in posizione di "aperto".

MANO: Reversibile.

PARTI IN DOTAZIONE: Vite cilindro, istruzioni di montaggio.

CONSTRUCTIVE FEATURES: Zinc and plastic plated steel case and cover - Nickel and chrome-plated steel forend - Chromed brass latch bolt - Chromed steel piston - Brass square spindle device ⌑ 8 mm - Coil set cod. 033 (12V-15W a.c.) CE.

WORKING: Key driven throw - Key, handle, remote control or push-button cod. 058 driven latch bolt - Working is assured also without current.

HOLD OPEN DEVICE: With push-button cod. 059, it is possible to block the electric lock in its "open" position.

HAND: Reversible.

PROVIDED WITH: Cylinder screw, assembling instructions.

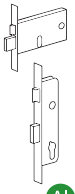

COD.	E	F	A	B	mandate *throws*	kg		
1777	70	16	153	67	1	0,60	1	10
1777/F22	70	22	153	67	1	0,62	1	10

Scrocco, rullo e tappo intercambiabili - Interchangeable latch bolt, roller bolt and plug

COD.	Per serrature serie For locks series
05935 rullo-roller bolt	11140-11170-1940-1970 41140-41170-4940-4970 5930-5940-5960-5970
05931 tappo - plug	

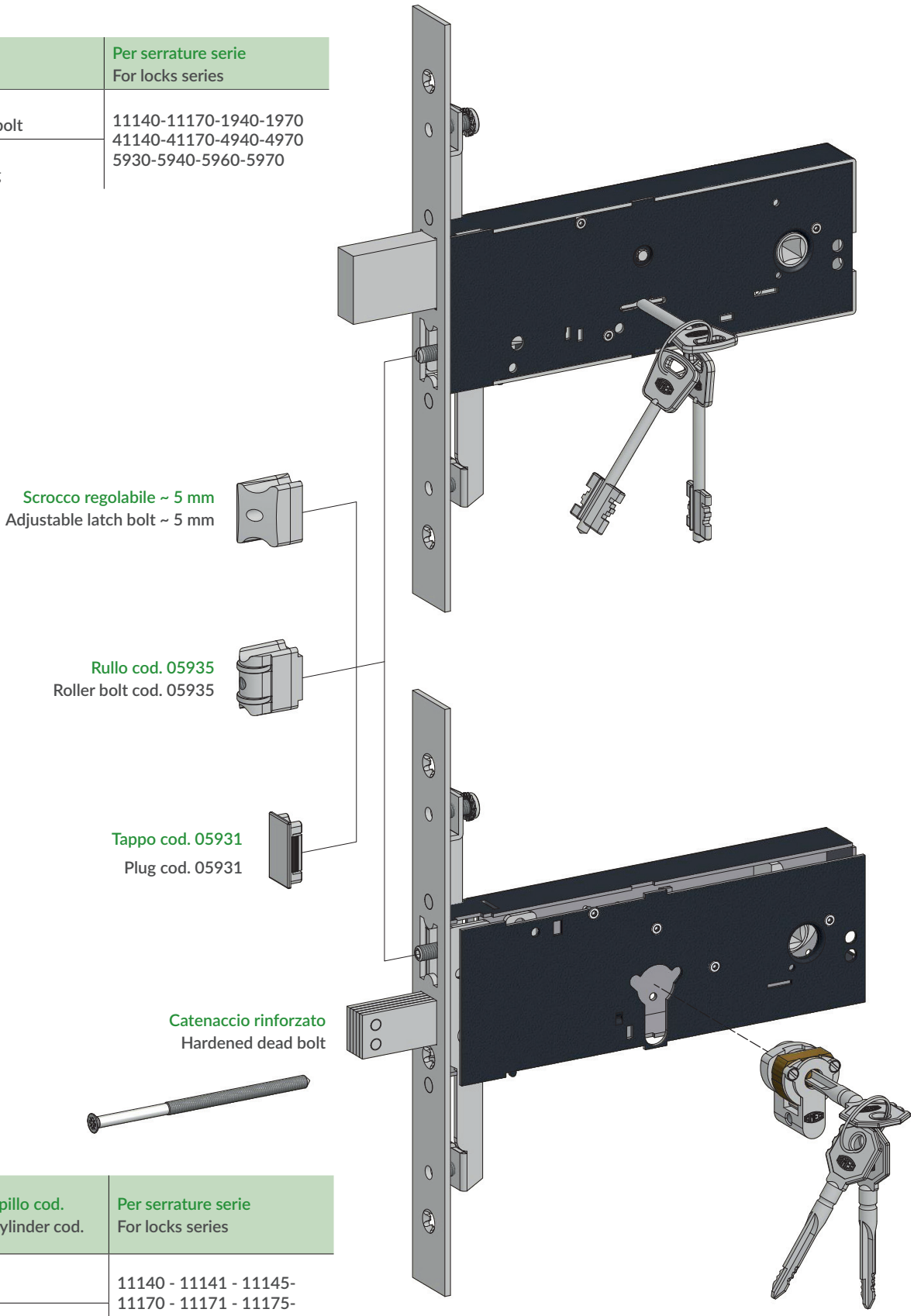

Cilindro a spillo cod. Cross key cylinder cod.	Per serrature serie For locks series
4062	11140 - 11141 - 11145- 11170 - 11171 - 11175- 1940 - 1941 - 1945 1970 - 1971-1975
4062/1 con chiavi lunghe with long keys	

Montaggio cilindro a spillo- Cross key cylinder assembly

Catenaccio e scrocco regolabile - Dead and adjustable latch bolt

Scrocco intercambiabile con rullo cod. 05935 - Latch bolt interchangeable into roller bolt cod. 05935

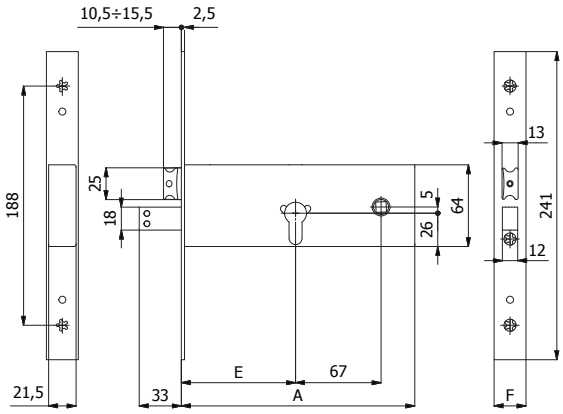

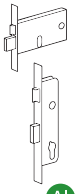

AI

CARATTERISTICHE COSTRUTTIVE: Scatola e coperchio in acciaio zincato e plastificato - Frontale in acciaio inox - Catenaccio in acciaio cromato - Scrocco in lega speciale cromata - Ingegno maniglia in acciaio brunito foro ⌀ 8 mm.

FUNZIONAMENTO: Catenaccio comandato dalla chiave - Scrocco comandato dalla chiave o dalla maniglia.

MANO: Reversibile.

PARTI IN DOTAZIONE: 2 sottofrontali cod. 0624 N (frontale 25 mm) oppure 2 cod. 0625 N (frontale 22 mm), viti di fissaggio in acciaio inox, istruzioni di montaggio.

Per serie 1900: 2 borchie cod. 0120 N, vite cilindro.

Per serie 4900: cilindro a spillo cod. 4062 o 4062/1 (con chiavi lunghe), 3 chiavi cod. 4100 o 4101 (lunghe), 2 borchie cod. 0441 N.

CONSTRUCTIVE FEATURES: Zinc and plastic plated steel case and cover - Stainless steel forend - Chromed steel dead bolt - Special nickel-plated alloy latch bolt - Burnished steel square spindle device ⌀ 8 mm.

WORKING: Key driven dead bolt - Handle or key driven latch bolt.

HAND: Reversible.

PROVIDED WITH: 2 forend spacers cod. 0624 N (forend 25 mm) or 2 cod. 0625 N (forend 22 mm), stainless steel fixing screws, assembling instructions.

For series 1900: 2 roses cod. 0120 N, cylinder screw.

For series 4900: cross cylinder cod. 4062 or 4062/1 (with long keys) , 3 keys cod.4100 or 4101 (long keys), 2 roses cod. 0441 N.

COD.	E	F	A	mandate *throws*	cilindro *cylinder*	chiave *key*	kg		
1940	90	25	186	3			0,96	1	5
1940/F22	90	22	186	3		-	0,94	1	5
11140	110	25	206	3			1,03	1	5
11140/F22	110	22	206	3			1,01	1	5
4940	90	25	186	3			1,04	1	5
4940/F22	90	22	186	3	cod. 4062	cod. 4100	1,02	1	5
41140	110	25	206	3			1,11	1	5
41140/F22	110	22	206	3			1,09	1	5
4*/1**	-	-	-	-	cod. 4062/1	cod. 4101	+ 0,02	-	-

Catenaccio - Dead bolt

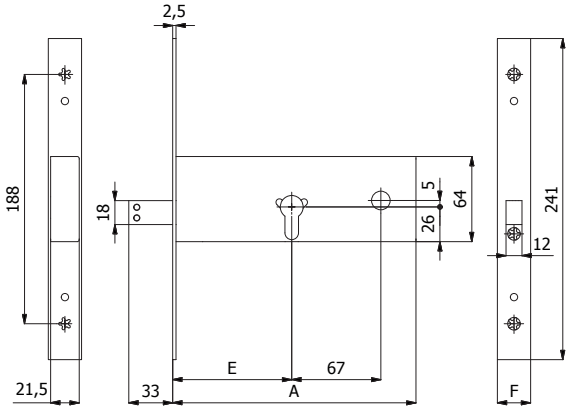

CARATTERISTICHE COSTRUTTIVE: Scatola e coperchio in acciaio zincato e plastificato - Frontale in acciaio inox - Catenaccio in acciaio cromato.

FUNZIONAMENTO: Catenaccio comandato dalla chiave.

MANO: Unica.

PARTI IN DOTAZIONE: 2 sottofrontali cod. 0624 N (frontale 25 mm) oppure 2 cod. 0625 N (frontale 22 mm), viti di fissaggio in acciaio inox, istruzioni di montaggio.

Per serie 1900: 2 borchie cod. 0120 N, vite cilindro.

Per serie 4900: cilindro a spillo cod. 4062 o 4062/1 (con chiavi lunghe), 3 chiavi cod. 4100 o 4101 (lunghe), 2 borchie cod. 0441 N.

CONSTRUCTIVE FEATURES: Zinc and plastic plated steel case and cover - Stainless steel forend - Chromed steel dead bolt.

WORKING: Key driven dead bolt.

HAND: No hand.

PROVIDED WITH: 2 forend spacers cod. 0624 N (forend 25 mm) or 2 cod. 0625 N (forend 22 mm), stainless steel fixing screws, assembling instructions.

For series 1900: 2 roses cod. 0120 N, cylinder screw.

For series 4900: cross cylinder cod. 4062 or 4062/1 (with long keys) , 3 keys cod.4100 or 4101 (long keys), 2 roses cod. 0441 N.

COD.	E	F	A	mandate *throws*	cilindro *cylinder*	chiave *key*	kg		
1941	90	25	186	3		-	0,76	1	5
1941/F22	90	22	186	3			0,74	1	5
11141	110	25	206	3			0,83	1	5
11141/F22	110	22	206	3			0,81	1	5
4941	90	25	186	3	cod. 4062	cod. 4100	0,84	1	5
4941/F22	90	22	186	3			0,82	1	5
41141	110	25	206	3			0,91	1	5
41141/F22	110	22	206	3			0,89	1	5
4*/1**	-	-	-	-	cod. 4062/1	cod. 4101	+ 0,02	-	-

Catenaccio e rullo regolabile - Dead and adjustable roller bolt

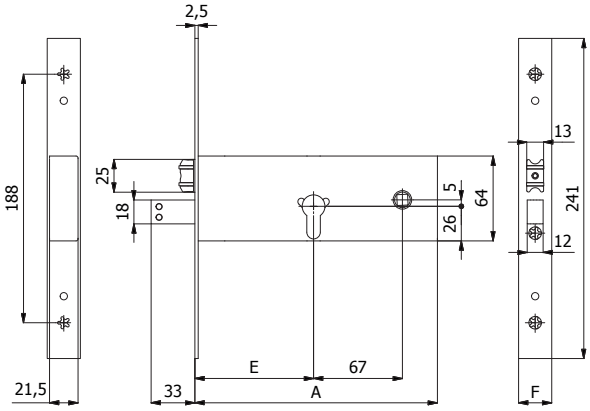

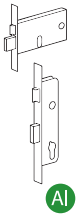

CARATTERISTICHE COSTRUTTIVE: Scatola e coperchio in acciaio zincato e plastificato - Frontale in acciaio inox - Catenaccio in acciaio cromato - Rullo in ottone cromato.

FUNZIONAMENTO: Catenaccio comandato dalla chiave - Rullo comandato a pressione o dalla chiave.

MANO: Unica.

PARTI IN DOTAZIONE: 2 sottofrontali cod. 0624 N (frontale 25 mm) oppure 2 cod. 0625 N (frontale 22 mm), viti di fissaggio in acciaio inox, istruzioni di montaggio.

Per serie 1900: 2 borchie cod. 0120 N, vite cilindro.

Per serie 4900: cilindro a spillo cod. 4062 o 4062/1 (con chiavi lunghe), 3 chiavi cod. 4100 o 4101 (lunghe), 2 borchie cod. 0441 N.

CONSTRUCTIVE FEATURES: Zinc and plastic plated steel case and cover - Stainless steel forend - Chromed steel dead bolt - Chromed brass roller bolt.

WORKING: Key driven dead bolt - Pressure or key driven roller bolt.

HAND: No hand.

PROVIDED WITH: 2 forend spacers cod. 0624 N (forend 25 mm) or 2 cod. 0625 N (forend 22 mm), stainless steel fixing screws, assembling instructions.

For series 1900: 2 roses cod. 0120 N, cylinder screw.

For series 4900: cross cylinder cod. 4062 or 4062/1 (with long keys) , 3 keys cod.4100 or 4101 (long keys), 2 roses cod. 0441 N.

COD.	E	F	A	mandate *throws*	cilindro *cylinder*	chiave *key*	kg		
1945	90	25	186	3		-	0,96	1	5
1945/F22	90	22	186	3			0,94	1	5
11145	110	25	206	3			1,03	1	5
11145/F22	110	22	206	3			1,01	1	5
4945	90	25	186	3	cod. 4062	cod. 4100	1,04	1	5
4945/F22	90	22	186	3			1,02	1	5
41145	110	25	206	3			1,11	1	5
41145/F22	110	22	206	3			1,09	1	5
4*/1**	-	-	-	-	cod. 4062/1	cod. 4101	+ 0,02	-	-

Catenaccio e scrocco regolabile 3 punti di chiusura - Dead and adjustable latch bolt 3 locking points

Scrocco intercambiabile con rullo cod. 05935 - Latch bolt interchangeable into roller bolt cod. 05935

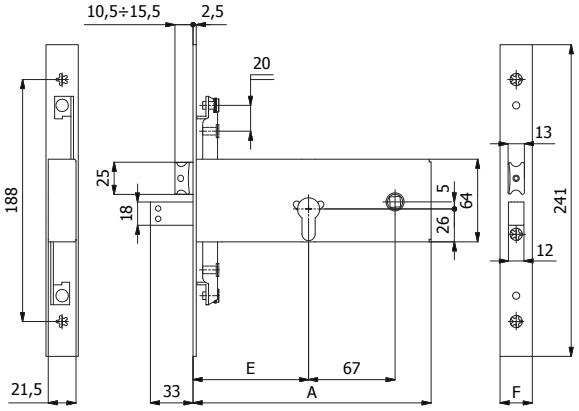

CARATTERISTICHE COSTRUTTIVE: Scatola e coperchio in acciaio zincato e plastificato - Frontale in acciaio inox - Catenaccio in acciaio cromato - Scrocco in lega speciale cromata - Ingegno maniglia in acciaio brunito foro ⌀ 8 mm.

FUNZIONAMENTO: Catenaccio comandato dalla chiave - Scrocco comandato dalla chiave o dalla maniglia.

MANO: Reversibile.

PARTI IN DOTAZIONE: 2 sottofrontali cod. 0624 N (frontale 25 mm) oppure 2 cod. 0625 N (frontale 22 mm), viti di fissaggio in acciaio inox, istruzioni di montaggio.

Per serie 1900: 2 borchie cod. 0120 N, vite cilindro.

Per serie 4900: cilindro a spillo cod. 4062 o 4062/1 (con chiavi lunghe), 3 chiavi cod. 4100 o 4101 (lunghe), 2 borchie cod. 0441 N.

CONSTRUCTIVE FEATURES: Zinc and plastic plated steel case and cover - Stainless steel forend - Chromed steel dead bolt - Special nickel-plated alloy latch bolt - Burnished steel square spindle device ⌀ 8 mm.

WORKING: Key driven dead bolt - Handle or key driven latch bolt.

HAND: Reversible.

PROVIDED WITH: 2 forend spacers cod. 0624 N (forend 25 mm) or 2 cod. 0625 N (forend 22 mm), stainless steel fixing screws, assembling instructions.

For series 1900: 2 roses cod. 0120 N, cylinder screw.

For series 4900: cross cylinder cod. 4062 or 4062/1 (with long keys) , 3 keys cod.4100 or 4101 (long keys), 2 roses cod. 0441 N.

COD.	E	F	A	mandate *throws*	cilindro *cylinder*	chiave *key*	kg		
1970	90	25	186	3		-	1,04	1	5
1970/F22	90	22	186	3			1,02	1	5
11170	110	25	206	3			1,11	1	5
11170/F22	110	22	206	3			1,09	1	5
4970	90	25	186	3	cod. 4062	cod. 4100	1,12	1	5
4970/F22	90	22	186	3			1,10	1	5
41170	110	25	206	3			1,19	1	5
41170/F22	110	22	206	3			1,17	1	5
4*/1**	-	-	-	-	cod. 4062/1	cod. 4101	+ 0,02	-	-

Catenaccio 3 punti di chiusura - Dead bolt 3 locking points

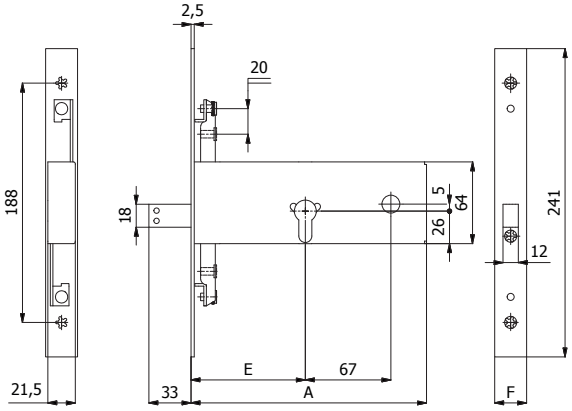

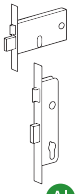

AI

CARATTERISTICHE COSTRUTTIVE: Scatola e coperchio in acciaio zincato e plastificato - Frontale in acciaio inox - Catenaccio in acciaio cromato.

FUNZIONAMENTO: Catenaccio comandato dalla chiave.

MANO: Unica.

PARTI IN DOTAZIONE: 2 sottofrontali cod. 0624 N (frontale 25 mm) oppure 2 cod. 0625 N (frontale 22 mm), viti di fissaggio in acciaio inox, istruzioni di montaggio.

Per serie 1900: 2 borchie cod. 0120 N, vite cilindro.

Per serie 4900: cilindro a spillo cod. 4062 o 4062/1 (con chiavi lunghe), 3 chiavi cod. 4100 o 4101 (lunghe), 2 borchie cod. 0441 N.

CONSTRUCTIVE FEATURES: Zinc and plastic plated steel case and cover - Stainless steel forend - Chromed steel dead bolt.

WORKING: Key driven dead bolt.

HAND: No hand.

PROVIDED WITH: 2 forend spacers cod. 0624 N (forend 25 mm) or 2 cod. 0625 N (forend 22 mm), stainless steel fixing screws, assembling instructions.

For series 1900: 2 roses cod. 0120 N, cylinder screw.

For series 4900: cross cylinder cod. 4062 or 4062/1 (with long keys) , 3 keys cod.4100 or 4101 (long keys), 2 roses cod. 0441 N.

COD.	E	F	A	mandate *throws*	cilindro *cylinder*	chiave *key*	kg		
1971	90	25	186	3			0,84	1	5
1971/F22	90	22	186	3		-	0,82	1	5
11171	110	25	206	3			0,91	1	5
11171/F22	110	22	206	3			0,89	1	5
4971	90	25	186	3			0,92	1	5
4971/F22	90	22	186	3	cod. 4062	cod. 4100	0,90	1	5
41171	110	25	206	3			0,99	1	5
41171/F22	110	22	206	3			0,97	1	5
4*/1**	-	-	-	-	cod. 4062/1	cod. 4101	+ 0,02	-	-

Catenaccio e rullo regolabile 3 punti di chiusura - Dead and adjustable roller bolt 3 locking points

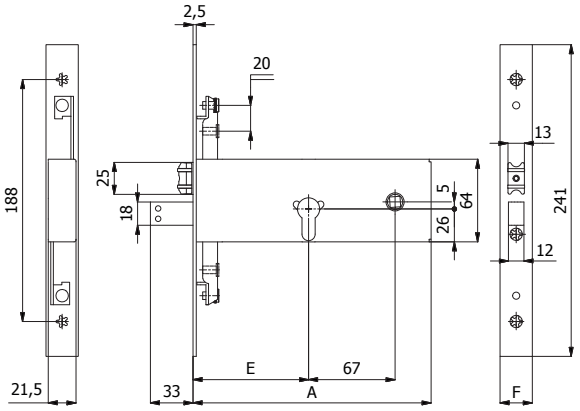

CARATTERISTICHE COSTRUTTIVE: Scatola e coperchio in acciaio zincato e plastificato - Frontale in acciaio inox - Catenaccio in acciaio cromato - Rullo in ottone cromato.

FUNZIONAMENTO: Catenaccio comandato dalla chiave - Rullo comandato a pressione o dalla chiave.

MANO: Unica.

PARTI IN DOTAZIONE: 2 sottofrontali cod. 0624 N (frontale 25 mm) oppure 2 cod. 0625 N (frontale 22 mm), viti di fissaggio in acciaio inox, istruzioni di montaggio.

Per serie 1900: 2 borchie cod. 0120 N, vite cilindro.

Per serie 4900: cilindro a spillo cod. 4062 o 4062/1 (con chiavi lunghe), 3 chiavi cod. 4100 o 4101 (lunghe), 2 borchie cod. 0441 N.

CONSTRUCTIVE FEATURES: Zinc and plastic plated steel case and cover - Stainless steel forend - Chromed steel dead bolt - Chromed brass roller bolt.

WORKING: Key driven dead bolt - Pressure or key driven roller bolt.

HAND: No hand.

PROVIDED WITH: 2 forend spacers cod. 0624 N (forend 25 mm) or 2 cod. 0625 N (forend 22 mm), stainless steel fixing screws, assembling instructions.

For series 1900: 2 roses cod. 0120 N, cylinder screw.

For series 4900: cross cylinder cod. 4062 or 4062/1 (with long keys) , 3 keys cod.4100 or 4101 (long keys), 2 roses cod. 0441 N.

COD.	E	F	A	mandate *throws*	cilindro *cylinder*	chiave *key*	kg		
1975	90	25	186	3		-	1,04	1	5
1975/F22	90	22	186	3			1,02	1	5
11175	110	25	206	3			1,11	1	5
11175/F22	110	22	206	3			1,09	1	5
4975	90	25	186	3	cod. 4062	cod. 4100	1,12	1	5
4975/F22	90	22	186	3			1,10	1	5
41175	110	25	206	3			1,19	1	5
41175/F22	110	22	206	3			1,17	1	5
4*/1**	-	-	-	-	cod. 4062/1	cod. 4101	+ 0,02	-	-

Catenaccio e scrocco regolabile - Dead and adjustable latch bolt

Scrocco intercambiabile con rullo cod. 05935 - Latch bolt interchangeable into roller bolt cod. 05935

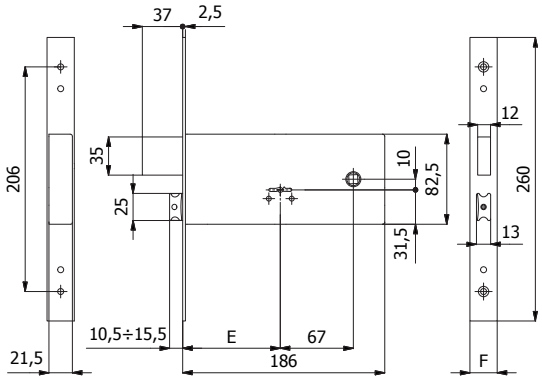

CARATTERISTICHE COSTRUTTIVE: Scatola e coperchio in acciaio zincato e plastificato - Frontale in acciaio inox - Catenaccio in acciaio nichelato - Scrocco in lega speciale cromata - Ingegno maniglia in acciaio brunito foro ⌖ 8 mm.

FUNZIONAMENTO: Catenaccio comandato dalla chiave - Scrocco comandato dalla chiave o dalla maniglia.

MANO: Reversibile.

PARTI IN DOTAZIONE: 3 chiavi, coppia borchie cod. 0590 N, 2 sottofrontali cod. 0624 N (frontale 25 mm) oppure 2 cod. 0625 N (frontale 22 mm), viti di fissaggio in acciaio inox, istruzioni di montaggio.

CONSTRUCTIVE FEATURES: Zinc and plastic plated steel case and cover - Stainless steel forend - Nickel-plated steel dead bolt - Special nickel-plated alloy latch bolt - Burnished steel square spindle device ⌖ 8 mm.

WORKING: Key driven dead bolt - Handle or key driven latch bolt.

HAND: Reversible.

PROVIDED WITH: 3 keys, escutcheons cod. 0590 N, 2 forend spacers cod. 0624 N (forend 25 mm) or 2 cod. 0625 N (forend 22 mm), stainless steel fixing screws, assembling instructions.

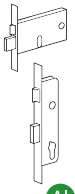

Al

COD.	E	F		mandate *throws*	kg		
5930	90	25	5100/06	4	1,32	1	5
5930/F22	90	22	5100/06	4	1,30	1	5
5930/1	Chiavi lunghe Long keys		5101/06	-	+ 0,01	-	-

Catenaccio - Dead bolt

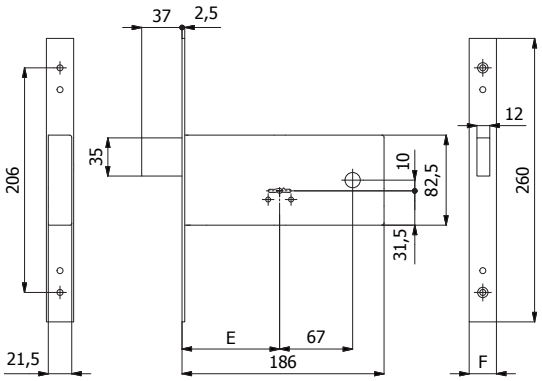

CARATTERISTICHE COSTRUTTIVE: Scatola e coperchio in acciaio zincato e plastificato - Frontale in acciaio inox - Catenaccio in acciaio nichelato.

FUNZIONAMENTO: Catenaccio comandato dalla chiave.

MANO: Unica.

PARTI IN DOTAZIONE: 3 chiavi, coppia borchie cod. 0590 N, 2 sottofrontali cod. 0624 N (frontale 25 mm) oppure 2 cod. 0625 N (frontale 22 mm), viti di fissaggio in acciaio inox, istruzioni di montaggio.

CONSTRUCTIVE FEATURES: Zinc and plastic plated steel case and cover - Stainless steel forend - Nickel-plated steel dead bolt.

WORKING: Key driven dead bolt.

HAND: No hand.

PROVIDED WITH: 3 keys, escutcheons cod. 0590 N, 2 forend spacers cod. 0624 N (forend 25 mm) or 2 cod. 0625 N (forend 22 mm), stainless steel fixing screws, assembling instructions.

COD.	E	F		mandate *throws*	kg		
5931	90	25	5100/06	4	1,10	1	5
5931/F22	90	22	5100/06	4	1,08	1	5
5931/1	Chiavi lunghe Long keys		5101/06	-	+ 0,01	-	-

Catenaccio e rullo regolabile - Dead and adjustable roller bolt



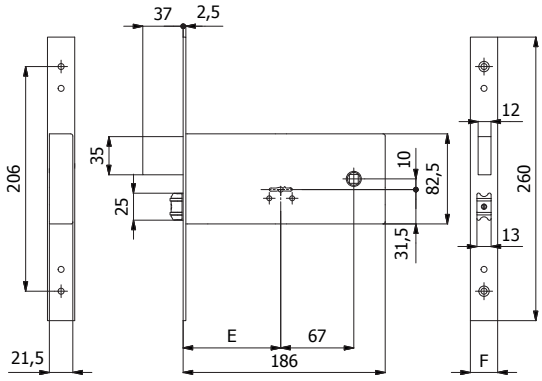

CARATTERISTICHE COSTRUTTIVE: Scatola e coperchio in acciaio zincato e plastificato - Frontale in acciaio inox - Catenaccio in acciaio nichelato - Rullo in ottone cromato.

FUNZIONAMENTO: Catenaccio comandato dalla chiave - Rullo comandato a pressione o dalla chiave.

MANO: Unica.

PARTI IN DOTAZIONE: 3 chiavi, coppia borchie cod. 0590 N, 2 sottofrontali cod. 0624 N (frontale 25 mm) oppure 2 cod. 0625 N (frontale 22 mm), viti di fissaggio in acciaio inox, istruzioni di montaggio.

CONSTRUCTIVE FEATURES: Zinc and plastic plated steel case and cover - Stainless steel forend - Nickel-plated steel dead bolt - Chromed brass roller bolt.

WORKING: Key driven dead bolt - Pressure or key driven roller bolt.

HAND: No hand.

PROVIDED WITH: 3 keys, escutcheons cod. 0590 N, 2 forend spacers cod. 0624 N (forend 25 mm) or 2 cod. 0625 N (forend 22 mm), stainless steel fixing screws, assembling instructions.

COD.	E	F		mandate *throws*	kg		
5935	90	25	5100/06	4	1,18	1	5
5935/F22	90	22	5100/06	4	1,16	1	5
5935/1	Chiavi lunghe Long keys		5101/06	-	+ 0,01	-	-

Catenaccio e scrocco regolabile 3 punti di chiusura - Dead and adjustable latch bolt 3 locking points

Scrocco intercambiabile con rullo cod. 05935 - Latch bolt interchangeable into roller bolt cod. 05935



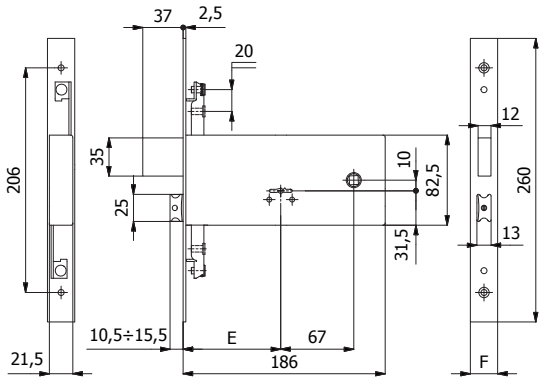

CARATTERISTICHE COSTRUTTIVE: Scatola e coperchio in acciaio zincato e plastificato - Frontale in acciaio inox - Catenaccio in acciaio nichelato - Scrocco in lega speciale cromata - Ingegno maniglia in acciaio brunito foro ⌑ 8 mm.

FUNZIONAMENTO: Catenaccio comandato dalla chiave - Scrocco comandato dalla chiave o dalla maniglia.

MANO: Reversibile.

PARTI IN DOTAZIONE: 3 chiavi, coppia borchie cod. 0590 N, 2 sottofrontali cod. 0624 N (frontale 25 mm) oppure 2 cod. 0625 N (frontale 22 mm), viti di fissaggio in acciaio inox, istruzioni di montaggio.

CONSTRUCTIVE FEATURES: Zinc and plastic plated steel case and cover - Stainless steel forend - Nickel-plated steel dead bolt - Chromed special alloy latch bolt - Burnished steel square spindle device ⌑ 8 mm.

WORKING: Key driven dead bolt - Handle or key driven latch bolt.

HAND: Reversible.

PROVIDED WITH: 3 keys, escutcheons cod. 0590 N, 2 forend spacers cod. 0624 N (forend 25 mm) or 2 cod. 0625 N (forend 22 mm), stainless steel fixing screws, assembling instructions.

COD.	E	F		mandate *throws*	kg		
5960	90	25	5100/06	4	1,40	1	5
5960/F22	90	22	5100/06	4	1,38	1	5
5960/1	Chiavi lunghe Long keys		5101/06	-	+ 0,01	-	-

Catenaccio 3 punti di chiusura - Dead bolt 3 locking points



CARATTERISTICHE COSTRUTTIVE: Scatola e coperchio in acciaio zincato e plastificato - Frontale in acciaio inox - Catenaccio in acciaio nichelato.

FUNZIONAMENTO: Catenaccio comandato dalla chiave.

MANO: Unica.

PARTI IN DOTAZIONE: 3 chiavi, coppia borchie cod. 0590 N, 2 sottofrontali cod. 0624 N (frontale 25 mm) oppure 2 cod. 0625 N (frontale 22 mm), viti di fissaggio in acciaio inox, istruzioni di montaggio.

CONSTRUCTIVE FEATURES: Zinc and plastic plated steel case and cover - Stainless steel forend - Nickel-plated steel dead bolt.

WORKING: Key driven dead bolt.

HAND: No hand.

PROVIDED WITH: 3 keys, escutcheons cod. 0590 N, 2 forend spacers cod. 0624 N (forend 25 mm) or 2 cod. 0625 N (forend 22 mm), stainless steel fixing screws, assembling instructions.

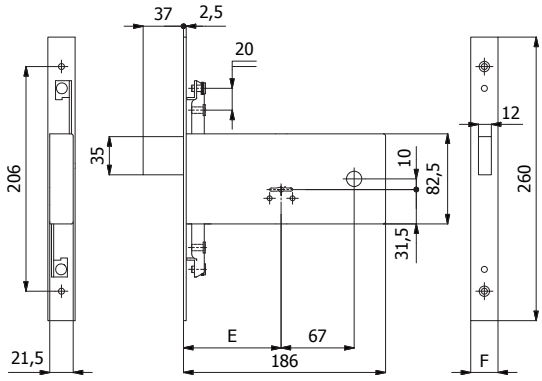

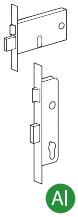

COD.	E	F		mandate *throws*	kg		
5961	90	25	5100/06	4	1,19	1	5
5961/F22	90	22	5100/06	4	1,17	1	5
5961/1	Chiavi lunghe Long keys		5101/06	-	+ 0,01	-	-

Catenaccio e rullo regolabile 3 punti di chiusura - Dead and adjustable roller bolt 3 locking points



CARATTERISTICHE COSTRUTTIVE: Scatola e coperchio in acciaio zincato e plastificato - Frontale in acciaio inox - Catenaccio in acciaio nichelato - Rullo in ottone cromato.

FUNZIONAMENTO: Catenaccio comandato dalla chiave - Rullo comandato a pressione o dalla chiave.

MANO: Unica.

PARTI IN DOTAZIONE: 3 chiavi, coppia borchie cod. 0590 N, 2 sottofrontali cod. 0624 N (frontale 25 mm) oppure 2 cod. 0625 N (frontale 22 mm), viti di fissaggio in acciaio inox, istruzioni di montaggio.

CONSTRUCTIVE FEATURES: Zinc and plastic plated steel case and cover - Stainless steel forend - Nickel-plated steel dead bolt - Chromed brass roller bolt.

WORKING: Key driven dead bolt - Pressure or key driven roller bolt.

HAND: No hand.

PROVIDED WITH: 3 keys, escutcheons cod. 0590 N, 2 forend spacers cod. 0624 N (forend 25 mm) or 2 cod. 0625 N (forend 22 mm), stainless steel fixing screws, assembling instructions.

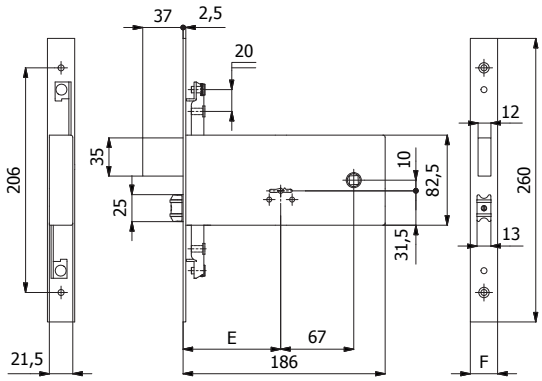

COD.	E	F		mandate *throws*	kg		
5965	90	25	5100/06	4	1,29	1	5
5965/F22	90	22	5100/06	4	1,27	1	5
5965/1	Chiavi lunghe Long keys		5101/06	-	+ 0,01	-	-

Catenaccio e scrocco regolabile - Dead and adjustable latch bolt

Scrocco intercambiabile con rullo cod. 05935 - Latch bolt interchangeable into roller bolt cod. 05935



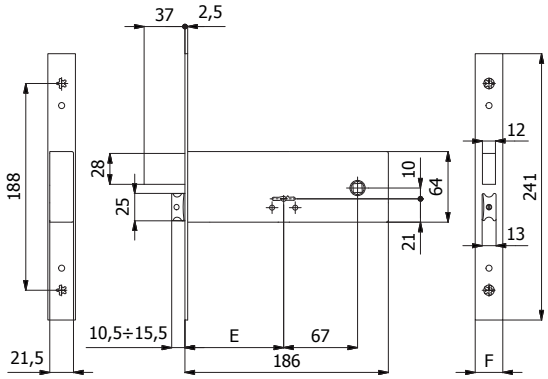

CARATTERISTICHE COSTRUTTIVE: Scatola e coperchio in acciaio zincato e plastificato - Frontale in acciaio inox - Catenaccio in acciaio nichelato - Scrocco in lega speciale cromata - Ingegno maniglia in acciaio brunito foro ⌀ 8 mm

FUNZIONAMENTO: Catenaccio comandato dalla chiave - Scrocco comandato dalla chiave o dalla maniglia.

MANO: Reversibile.

PARTI IN DOTAZIONE: 3 chiavi, coppia borchie cod. 0590 N, 2 sottofrontali cod. 0624 N (frontale 25 mm) oppure 2 cod. 0625 N (frontale 22 mm), viti di fissaggio in acciaio inox, istruzioni di montaggio.

CONSTRUCTIVE FEATURES: Zinc and plastic plated steel case and cover - Stainless steel forend - Nickel-plated steel dead bolt - Special nickel-plated alloy latch bolt - Burnished steel square spindle device ⌀ 8 mm.

WORKING: Key driven dead bolt - Handle or key driven latch bolt.

HAND: Reversible.

PROVIDED WITH: 3 keys, escutcheons cod. 0590 N, 2 forend spacers cod. 0624 N (forend 25 mm) or 2 cod. 0625 N (forend 22 mm), stainless steel fixing screws, assembling instructions.

COD.	E	F		mandate *throws*	kg		
5940	90	25	5100/06	4	1,12	1	5
5940/F22	90	22	5100/06	4	1,10	1	5
5940/1	Chiavi lunghe Long keys		5101/06	-	+ 0,01	-	-

Catenaccio - Dead bolt



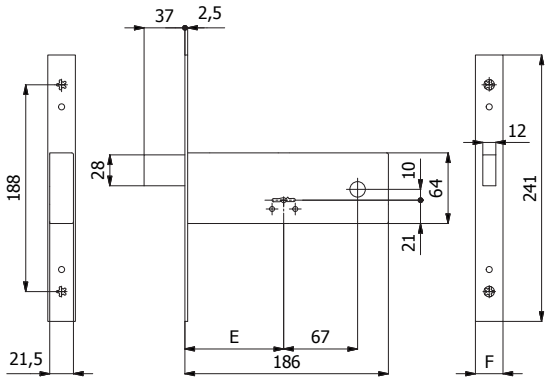

CARATTERISTICHE COSTRUTTIVE: Scatola e coperchio in acciaio zincato e plastificato - Frontale in acciaio inox - Catenaccio in acciaio nichelato.

FUNZIONAMENTO: Catenaccio comandato dalla chiave.

MANO: Unica.

PARTI IN DOTAZIONE: 3 chiavi, coppia borchie cod. 0590 N, 2 sottofrontali cod. 0624 N (frontale 25 mm) oppure 2 cod. 0625 N (frontale 22 mm), viti di fissaggio in acciaio inox, istruzioni di montaggio.

CONSTRUCTIVE FEATURES: Zinc and plastic plated steel case and cover - Stainless steel forend - Nickel-plated steel dead bolt.

WORKING: Key driven dead bolt.

HAND: No hand.

PROVIDED WITH: 3 keys, escutcheons cod. 0590 N, 2 forend spacers cod. 0624 N (forend 25 mm) or 2 cod. 0625 N (forend 22 mm), stainless steel fixing screws, assembling instructions.

COD.	E	F		mandate *throws*	kg		
5941	90	25	5100/06	4	0,92	1	5
5941/F22	90	22	5100/06	4	0,90	1	5
5941/1	Chiavi lunghe Long keys		5101/06	-	+ 0,01	-	-

Catenaccio e rullo regolabile - Dead and adjustable roller bolt



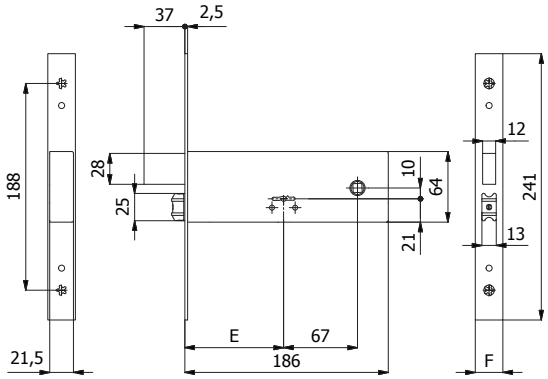

CARATTERISTICHE COSTRUTTIVE: Scatola e coperchio in acciaio zincato e plastificato - Frontale in acciaio inox - Catenaccio in acciaio nichelato - Rullo in ottone cromato.

FUNZIONAMENTO: Catenaccio comandato dalla chiave - Rullo comandato a pressione o dalla chiave.

MANO: Unica.

PARTI IN DOTAZIONE: 3 chiavi, coppia borchie cod. 0590 N, 2 sottofrontali cod. 0624 N (frontale 25 mm) oppure 2 cod. 0625 N (frontale 22 mm), viti di fissaggio in acciaio inox, istruzioni di montaggio.

CONSTRUCTIVE FEATURES: Zinc and plastic plated steel case and cover - Stainless steel forend - Nickel-plated steel dead bolt - Chromed brass roller bolt.

WORKING: Key driven dead bolt - Pressure or key driven roller bolt.

HAND: No hand.

PROVIDED WITH: 3 keys, escutcheons cod. 0590 N, 2 forend spacers cod. 0624 N (forend 25 mm) or 2 cod. 0625 N (forend 22 mm), stainless steel fixing screws, assembling instructions.

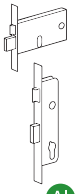

COD.	E	F		mandate *throws*	kg		
5945	90	25	5100/06	4	1,00	1	5
5945/F22	90	22	5100/06	4	0,98	1	5
5945/1	Chiavi lunghe Long keys		5101/06	-	+ 0,01	-	-

Catenaccio e scrocco regolabile 3 punti di chiusura - Dead and adjustable latch bolt 3 locking points

Scrocco intercambiabile con rullo cod. 05935 - Latch bolt interchangeable into roller bolt cod. 05935

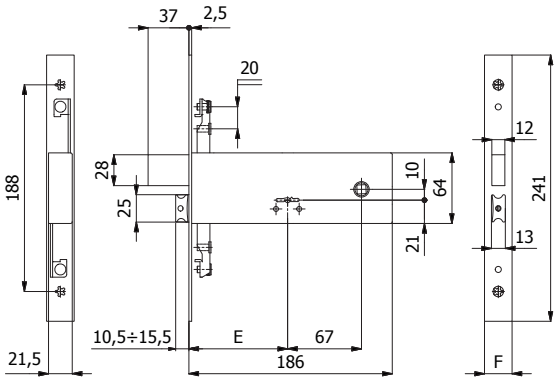

CARATTERISTICHE COSTRUTTIVE: Scatola e coperchio in acciaio zincato e plastificato - Frontale in acciaio inox - Catenaccio in acciaio nichelato - Scrocco in lega speciale cromata - Ingegno maniglia in acciaio brunito foro ⌀ 8 mm.

FUNZIONAMENTO: Catenaccio comandato dalla chiave - Scrocco comandato dalla chiave o dalla maniglia.

MANO: Reversibile.

PARTI IN DOTAZIONE: 3 chiavi, coppia borchie cod. 0590 N, 2 sottofrontali cod. 0624 N (frontale 25 mm) oppure 2 cod. 0625 N (frontale 22 mm), viti di fissaggio in acciaio inox, istruzioni di montaggio.

CONSTRUCTIVE FEATURES: Zinc and plastic plated steel case and cover - Stainless steel forend - Nickel-plated steel dead bolt - Special nickel-plated alloy latch bolt - Burnished steel square spindle device ⌀ 8 mm.

WORKING: Key driven dead bolt - Handle or key driven latch bolt.

HAND: Reversible.

PROVIDED WITH: 3 keys, escutcheons cod. 0590 N, 2 forend spacers cod. 0624 N (forend 25 mm) or 2 cod. 0625 N (forend 22 mm), stainless steel fixing screws, assembling instructions.

COD.	E	F		mandate *throws*	kg		
5970	90	25	5100/06	4	1,20	1	5
5970/F22	90	22	5100/06	4	1,18	1	5
5970/1	Chiavi lunghe Long keys		5101/06	-	+ 0,01	-	-

Catenaccio 3 punti di chiusura - Dead bolt 3 locking points



CARATTERISTICHE COSTRUTTIVE: Scatola e coperchio in acciaio zincato e plastificato - Frontale in acciaio inox - Catenaccio in acciaio nichelato.

FUNZIONAMENTO: Catenaccio comandato dalla chiave.

MANO: Unica.

PARTI IN DOTAZIONE: 3 chiavi, coppia borchie cod. 0590 N, 2 sottofrontali cod. 0624 N (frontale 25 mm) oppure 2 cod. 0625 N (frontale 22 mm), viti di fissaggio in acciaio inox, istruzioni di montaggio.

CONSTRUCTIVE FEATURES: Zinc and plastic plated steel case and cover - Stainless steel forend - Nickel-plated steel dead bolt.

WORKING: Key driven dead bolt.

HAND: No hand.

PROVIDED WITH: 3 keys, escutcheons cod. 0590 N, 2 forend spacers cod. 0624 N (forend 25 mm) or 2 cod. 0625 N (forend 22 mm), stainless steel fixing screws, assembling instructions.

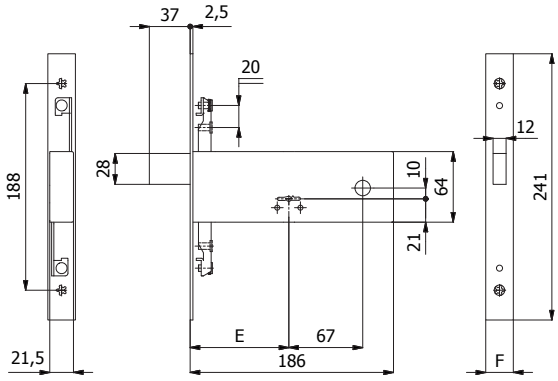

COD.	E	F		mandate *throws*	kg		
5971	90	25	5100/06	4	1,00	1	5
5971/F22	90	22	5100/06	4	0,98	1	5
5971/1	Chiavi lunghe Long keys		5101/06	-	+ 0,01	-	-

Catenaccio e rullo regolabile 3 punti di chiusura - Dead and adjustable roller bolt 3 locking points



CARATTERISTICHE COSTRUTTIVE: Scatola e coperchio in acciaio zincato e plastificato - Frontale in acciaio inox - Catenaccio in acciaio nichelato - Rullo in ottone cromato.

FUNZIONAMENTO: Catenaccio comandato dalla chiave - Rullo comandato a pressione o dalla chiave.

MANO: Unica.

PARTI IN DOTAZIONE: 3 chiavi, coppia borchie cod. 0590 N, 2 sottofrontali cod. 0624 N (frontale 25 mm) oppure 2 cod. 0625 N (frontale 22 mm), viti di fissaggio in acciaio inox, istruzioni di montaggio.

CONSTRUCTIVE FEATURES: Zinc and plastic plated steel case and cover - Stainless steel forend - Nickel-plated steel dead bolt - Chromed brass roller bolt.

WORKING: Key driven dead bolt - Pressure or key driven roller bolt.

HAND: No hand.

PROVIDED WITH: 3 keys, escutcheons cod. 0590 N, 2 forend spacers cod. 0624 N (forend 25 mm) or 2 cod. 0625 N (forend 22 mm), stainless steel fixing screws, assembling instructions.

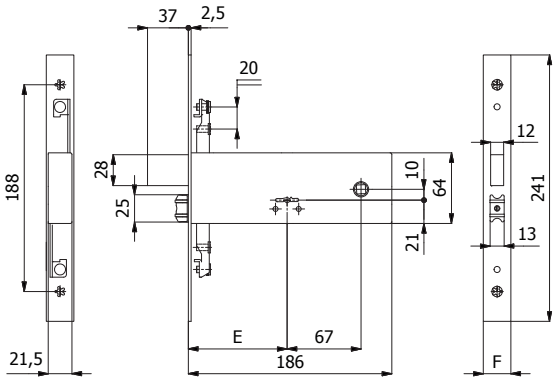

COD.	E	F		mandate *throws*	kg		
5975	90	25	5100/06	4	1,10	1	5
5975/F22	90	22	5100/06	4	1,08	1	5
5975/1	Chiavi lunghe Long keys		5101/06	-	+ 0,01	-	-

Catenaccio e scrocco - Dead and latch bolt

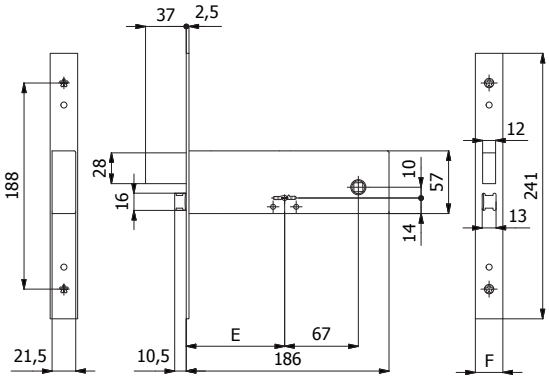

CARATTERISTICHE COSTRUTTIVE: Scatola e coperchio in acciaio zincato e plastificato - Frontale in acciaio inox - Catenaccio in acciaio nichelato - Scrocco in lega speciale cromata - Ingegno maniglia in acciaio brunito foro ⌀ 8 mm.

FUNZIONAMENTO: Catenaccio comandato dalla chiave - Scrocco comandato dalla chiave o dalla maniglia.

MANO: Reversibile.

PARTI IN DOTAZIONE: 3 chiavi, coppia borchie cod. 0590 N, 2 sottofrontali cod. 0624 N (frontale 25 mm) oppure 2 cod. 0625 N (frontale 22 mm), viti di fissaggio in acciaio inox, istruzioni di montaggio.

CONSTRUCTIVE FEATURES: Zinc and plastic plated steel case and cover - Stainless steel forend - Nickel-plated steel dead bolt - Special nickel-plated alloy latch bolt - Burnished steel square spindle device ⌀ 8 mm.

WORKING: Key driven dead bolt - Handle or key driven latch bolt.

HAND: Reversible.

PROVIDED WITH: 3 keys, escutcheons cod. 0590 N, 2 forend spacers cod. 0624 N (forend 25 mm) or 2 cod. 0625 N (forend 22 mm), stainless steel fixing screws, assembling instructions.

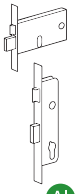

AI

COD.	E	F		mandate *throws*	kg		
5950	90	25	5100/06	4	1,08	1	5
5950/F22	90	22	5100/06	4	1,06	1	5
5950/1	Chiavi lunghe Long keys		5101/06	-	+ 0,01	-	-

Catenaccio - Dead bolt



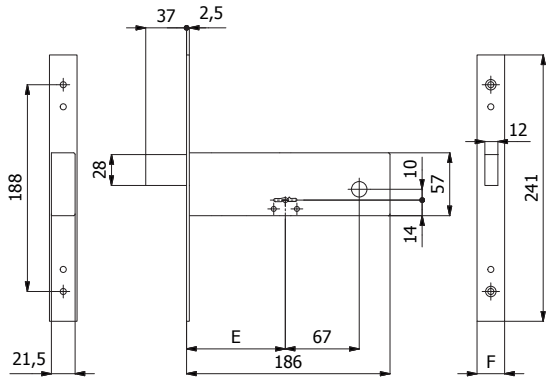

CARATTERISTICHE COSTRUTTIVE: Scatola e coperchio in acciaio zincato e plastificato - Frontale in acciaio inox - Catenaccio in acciaio nichelato.

FUNZIONAMENTO: Catenaccio comandato dalla chiave.

MANO: Unica.

PARTI IN DOTAZIONE: 3 chiavi, coppia borchie cod. 0590 N, 2 sottofrontali cod. 0624 N (frontale 25 mm) oppure 2 cod. 0625 N (frontale 22 mm), viti di fissaggio in acciaio inox, istruzioni di montaggio.

CONSTRUCTIVE FEATURES: Zinc and plastic plated steel case and cover - Stainless steel forend - Nickel-plated steel dead bolt.

WORKING: Key driven dead bolt.

HAND: No hand.

PROVIDED WITH: 3 keys, escutcheons cod. 0590 N, 2 forend spacers cod. 0624 N (forend 25 mm) or 2 cod. 0625 N (forend 22 mm), stainless steel fixing screws, assembling instructions.

COD.	E	F		mandate *throws*	kg		
5951	90	25	5100/06	4	0,88	1	5
5951/F22	90	22	5100/06	4	0,86	1	5
5951/1	Chiavi lunghe Long keys		5101/06	-	+ 0,01	-	-

Catenaccio e scrocco 3 punti di chiusura - Dead and latch bolt 3 locking points



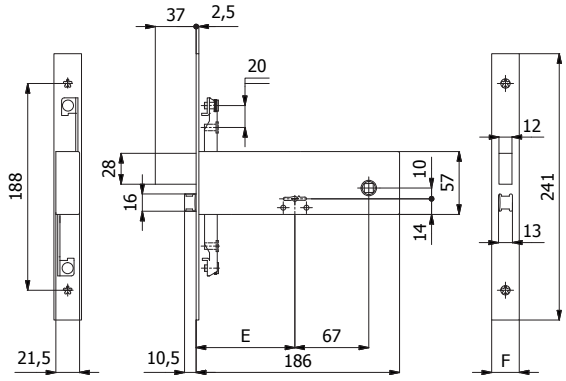

CARATTERISTICHE COSTRUTTIVE: Scatola e coperchio in acciaio zincato e plastificato - Frontale in acciaio inox - Catenaccio in acciaio nichelato - Scrocco in lega speciale cromata - Ingegno maniglia in acciaio brunito foro ⌀ 8 mm.

FUNZIONAMENTO: Catenaccio comandato dalla chiave - Scrocco comandato dalla chiave o dalla maniglia.

MANO: Reversibile.

PARTI IN DOTAZIONE: 3 chiavi, coppia borchie cod. 0590 N, 2 sottofrontali cod. 0624 N (frontale 25 mm) oppure 2 cod. 0625 N (frontale 22 mm), viti di fissaggio in acciaio inox, istruzioni di montaggio.

CONSTRUCTIVE FEATURES: Zinc and plastic plated steel case and cover - Stainless steel forend - Nickel-plated steel dead bolt - Special nickel-plated alloy latch bolt - Burnished steel square spindle device ⌀ 8 mm.

WORKING: Key driven dead bolt - Handle or key driven latch bolt.

HAND: Reversible.

PROVIDED WITH: 3 keys, escutcheons cod. 0590 N, 2 forend spacers cod. 0624 N (forend 25 mm) or 2 cod. 0625 N (forend 22 mm), stainless steel fixing screws, assembling instructions.

COD.	E	F		mandate *throws*	kg		
5980	90	25	5100/06	4	1,16	1	5
5980/F22	90	22	5100/06	4	1,14	1	5
5980/1	Chiavi lunghe Long keys		5101/06	-	+ 0,01	-	-

Catenaccio 3 punti di chiusura - Dead bolt 3 locking points

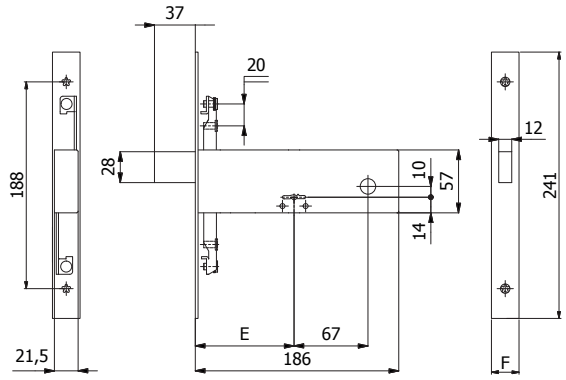

CARATTERISTICHE COSTRUTTIVE: Scatola e coperchio in acciaio zincato e plastificato - Frontale in acciaio inox - Catenaccio in acciaio nichelato.

FUNZIONAMENTO: Catenaccio comandato dalla chiave.

MANO: Unica.

PARTI IN DOTAZIONE: 3 chiavi, coppia borchie cod. 0590 N, 2 sottofrontali cod. 0624 N (frontale 25 mm) oppure 2 cod. 0625 N (frontale 22 mm), viti di fissaggio in acciaio inox, istruzioni di montaggio.

CONSTRUCTIVE FEATURES: Zinc and plastic plated steel case and cover - Stainless steel forend - Nickel-plated steel dead bolt.

WORKING: Key driven dead bolt.

HAND: No hand.

PROVIDED WITH: 3 keys, escutcheons cod. 0590 N, 2 forend spacers cod. 0624 N (forend 25 mm) or 2 cod. 0625 N (forend 22 mm), stainless steel fixing screws, assembling instructions.

COD.	E	F		mandate *throws*	kg		
5981	90	25	5100/06	4	0,96	1	5
5981/F22	90	22	5100/06	4	0,94	1	5
5981/1	Chiavi lunghe Long keys		5101/06	-	+ 0,01	-	-

Catenaccio e scrocco - Dead and latch bolt



CARATTERISTICHE COSTRUTTIVE: Scatola e coperchio in acciaio zincato e plastificato - Frontale in acciaio inox - Catenaccio in acciaio nichelato - Pistone di ricarica in acciaio cromato - Scrocco in ottone cromato - Ingegno maniglia in acciaio brunito foro ⌀ 8 mm - Bobina cod. 048 (12V-10W a.c.) CE.

FUNZIONAMENTO: Catenaccio comandato dalla chiave - Scrocco comandato dalla chiave, dalla maniglia o dal comando elettrico a distanza - Il funzionamento è garantito anche in mancanza di corrente.

MANO: Reversibile.

PARTI IN DOTAZIONE: 3 chiavi, coppia borchie cod. 0590 N, 2 sottofrontali cod. 0624 N (frontale 25 mm) oppure 2 cod. 0625 N (frontale 22 mm), viti di fissaggio in acciaio inox, istruzioni di montaggio.

CONSTRUCTIVE FEATURES: Zinc and plastic plated steel case and cover - Stainless steel forend - Nickel-plated steel dead bolt - Chromed steel piston - Chromed brass latch bolt - Burnished steel square spindle device ⌀ 8 mm - Coil set cod. 048 (12V-10W a.c.) CE.

WORKING: Key driven dead bolt - Key, handle or remote control driven latch bolt - Working is assured also without current.

HAND: Reversible.

PROVIDED WITH: 3 keys, escutcheons cod. 0590 N, 2 forend spacers cod. 0624 N (forend 25 mm) or 2 cod. 0625 N (forend 22 mm), stainless steel fixing screws, assembling instructions.

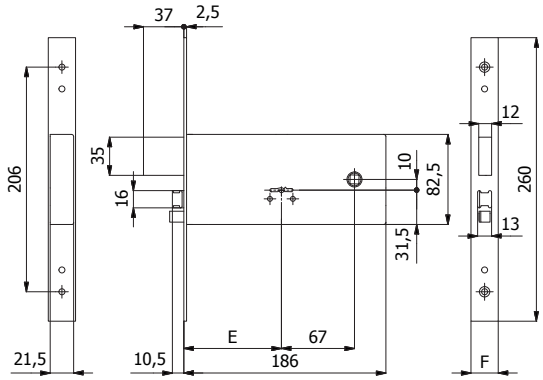

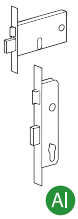

COD.	E	F		mandate *throws*	kg		
5938	90	25	5100/06	4	1,33	1	5
5938/F22	90	22	5100/06	4	1,31	1	5
5938/1	Chiavi lunghe Long keys		5101/06	-	+ 0,01	-	-

Catenaccio e scrocco 3 punti di chiusura - Dead and latch bolt 3 locking points



CARATTERISTICHE COSTRUTTIVE: Scatola e coperchio in acciaio zincato e plastificato - Frontale in acciaio inox - Catenaccio in acciaio nichelato - Pistone di ricarica in acciaio cromato - Scrocco in ottone cromato - Ingegno maniglia in acciaio brunito foro ⌀ 8 mm - Bobina cod. 048 (12V-10W a.c.) CE.

FUNZIONAMENTO: Catenaccio comandato dalla chiave - Scrocco comandato dalla chiave, dalla maniglia o dal comando elettrico a distanza - Il funzionamento è garantito anche in mancanza di corrente.

MANO: Reversibile.

PARTI IN DOTAZIONE: 3 chiavi, coppia borchie cod. 0590 N, 2 sottofrontali cod. 0624 N (frontale 25 mm) oppure 2 cod. 0625 N (frontale 22 mm), viti di fissaggio in acciaio inox, istruzioni di montaggio.

CONSTRUCTIVE FEATURES: Zinc and plastic plated steel case and cover - Stainless steel forend - Nickel-plated steel dead bolt - Chromed steel piston - Chromed brass latch bolt - Burnished steel square spindle device ⌀ 8 mm - Coil set cod. 048 (12V-10W a.c.) CE.

WORKING: Key driven dead bolt - Key, handle or remote control driven latch bolt - Working is assured also without current.

HAND: Reversible.

PROVIDED WITH: 3 keys, escutcheons cod. 0590 N, 2 forend spacers cod. 0624 N (forend 25 mm) or 2 cod. 0625 N (forend 22 mm), stainless steel fixing screws, assembling instructions.

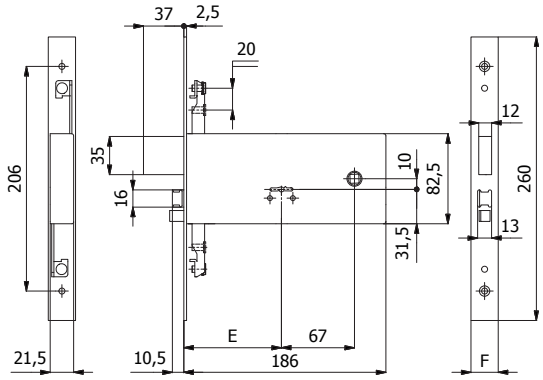

COD.	E	F		mandate *throws*	kg		
5968	90	25	5100/06	4	1,41	1	5
5968/F22	90	22	5100/06	4	1,39	1	5
5968/1	Chiavi lunghe Long keys		5101/06	-	+ 0,01	-	-

Catenaccio e scrocco - Dead and latch bolt



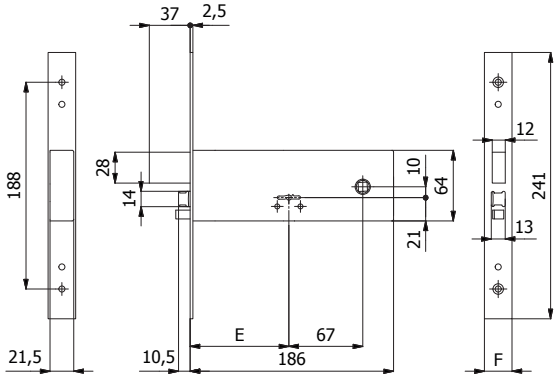

CARATTERISTICHE COSTRUTTIVE: Scatola e coperchio in acciaio zincato e plastificato - Frontale in acciaio inox - Catenaccio in acciaio nichelato - Pistone di ricarica in acciaio cromato - Scrocco in ottone cromato - Ingegno maniglia in acciaio brunito foro ⌀ 8 mm - Bobina cod. 048 (12V-10W a.c.) CE.

FUNZIONAMENTO: Catenaccio comandato dalla chiave - Scrocco comandato dalla chiave, dalla maniglia, dal comando elettrico a distanza o dal pulsante meccanico cod. 058 - Il funzionamento è garantito anche in mancanza di corrente.

FERMO A GIORNO: Con il pulsante meccanico cod.059 è consentito il bloccaggio dell'elettroserratura in posizione di "aperto".

MANO: Reversibile.

PARTI IN DOTAZIONE: 3 chiavi, coppia borchie cod. 0590 N, 2 sottofrontali cod. 0624 N (frontale 25 mm) oppure 2 cod. 0625 N (frontale 22 mm), viti di fissaggio in acciaio inox, istruzioni di montaggio.

CONSTRUCTIVE FEATURES: Zinc and plastic plated steel case and cover - Stainless steel forend - Nickel-plated steel dead bolt - Chromed steel piston - Chromed brass latch bolt - Burnished steel square spindle device ⌀ 8 mm - Coil set cod. 048 (12V-10W a.c.) CE.

WORKING: Key driven dead bolt - Key, handle, remote control or push-button cod. 058 driven latch bolt - Working is assured also without current.

HOLD OPEN DEVICE: With push-button cod. 059, it is possible to block the electric lock in its "open"position.

HAND: Reversible.

PROVIDED WITH: 3 keys, escutcheons cod. 0590 N, 2 forend spacers cod. 0624 N (forend 25 mm) or 2 cod. 0625 N (forend 22 mm), stainless steel fixing screws, assembling instructions.

COD.	E	F		mandate *throws*	kg		
5948	90	25	5100/06	4	1,13	1	5
5948/F22	90	22	5100/06	4	1,11	1	5
5948/1	Chiavi lunghe Long keys		5101/06	-	+ 0,01	-	-

Catenaccio e scrocco 3 punti di chiusura - Dead and latch bolt 3 locking points

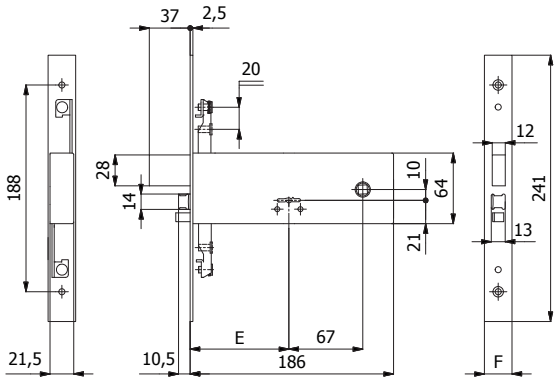

CARATTERISTICHE COSTRUTTIVE: Scatola e coperchio in acciaio zincato e plastificato - Frontale in acciaio inox - Catenaccio in acciaio nichelato - Pistone di ricarica in acciaio cromato - Scrocco in ottone cromato - Ingegno maniglia in acciaio brunito foro ⌀ 8 mm - Bobina cod. 048 (12V-10W a.c.) CE.

FUNZIONAMENTO: Catenaccio comandato dalla chiave - Scrocco comandato dalla chiave, dalla maniglia, dal comando elettrico a distanza o dal pulsante meccanico cod. 058 - Il funzionamento è garantito anche in mancanza di corrente.

FERMO A GIORNO: Con il pulsante meccanico cod. 059 è consentito il bloccaggio dell'elettroserratura in posizione di "aperto".

MANO: Reversibile.

PARTI IN DOTAZIONE: 3 chiavi, coppia borchie cod. 0590 N, 2 sottofrontali cod. 0624 N (frontale 25 mm) oppure 2 cod. 0625 N (frontale 22 mm), viti di fissaggio in acciaio inox, istruzioni di montaggio.

CONSTRUCTIVE FEATURES: Zinc and plastic plated steel case and cover - Stainless steel forend - Nickel-plated steel dead bolt - Chromed steel piston - Chromed brass latch bolt - Burnished steel square spindle device ⌀ 8 mm - Coil set cod. 048 (12V-10W a.c.) CE.

WORKING: Key driven dead bolt - Key, handle, remote control or push-button cod. 058 driven latch bolt - Working is assured also without current.

HOLD OPEN DEVICE: With push-button cod. 059, it is possible to block the electric lock in its "open"position.

HAND: Reversible.

PROVIDED WITH: 3 keys, escutcheons cod. 0590 N, 2 forend spacers cod. 0624 N (forend 25 mm) or 2 cod. 0625 N (forend 22 mm), stainles steel fixing screws, assembling instructions.

COD.	E	F		mandate *throws*	kg		
5978	90	25	5100/06	4	1,21	1	5
5978/F22	90	22	5100/06	4	1,19	1	5
5978/1	Chiavi lunghe Long keys		5101/06	-	+ 0,01	-	-



Scrocco e rullo intercambiabili - Interchangeable latch bolt and roller bolt

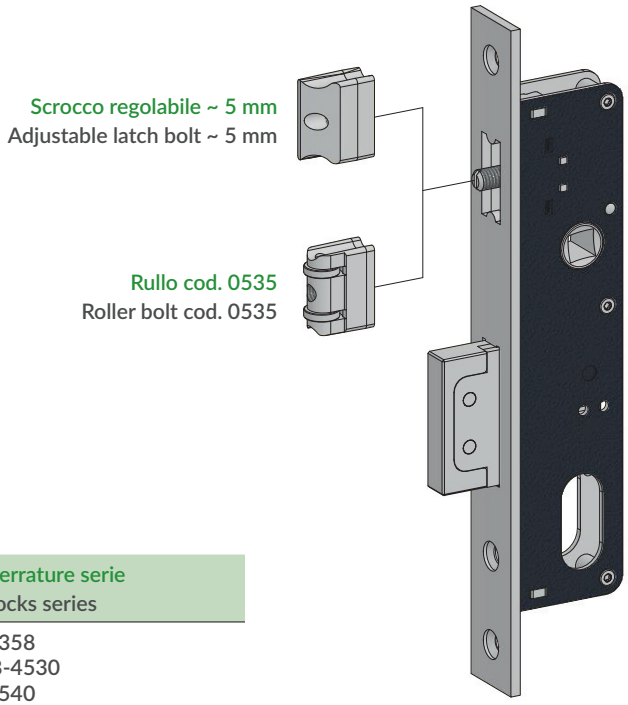

Rullo cod. Roller bolt cod.	Per serrature serie For locks series
0535	338-358 4338-4530 530-540

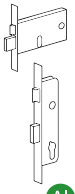

AI

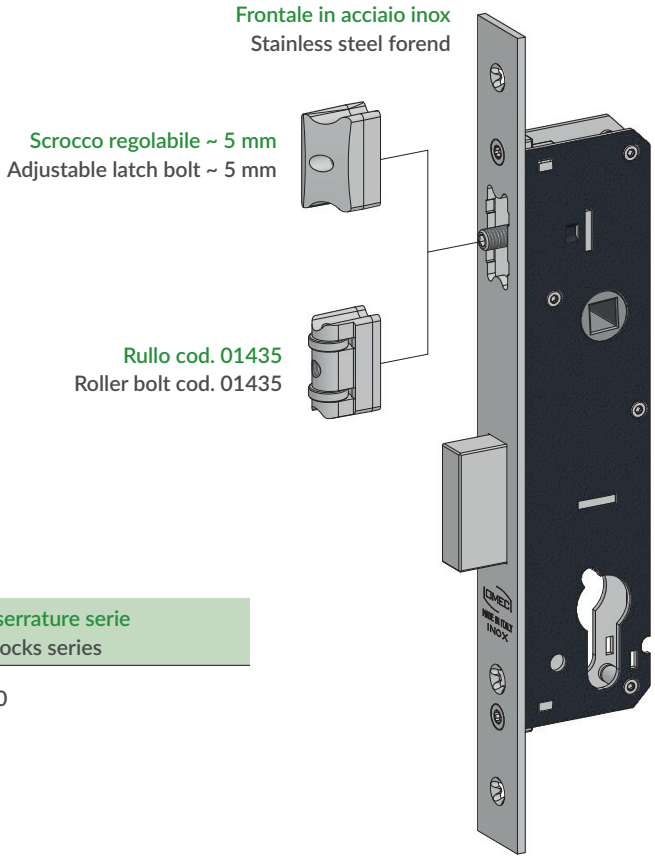

Rullo cod. Roller bolt cod.	Per serrature serie For locks series
01435	1300

Catenaccio e scrocco - Dead and latch bolt

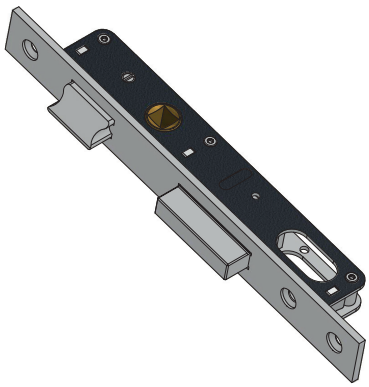

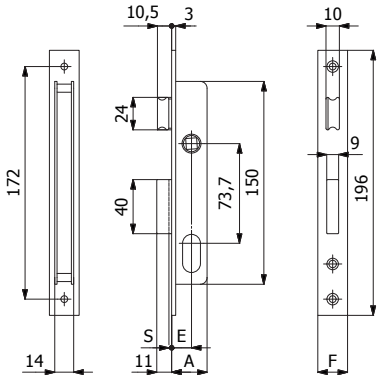

CARATTERISTICHE COSTRUTTIVE: Scatola e coperchio in acciaio zincato e plastificato - Frontale in acciaio nichelato e cromato - Catenaccio in acciaio nichelato - Scrocco in ottone cromato - Ingegno maniglia in ottone foro ⌀ 8 mm.

FUNZIONAMENTO: Catenaccio comandato dalla chiave - Scrocco comandato dalla maniglia.

MANO: Reversibile.

PARTI IN DOTAZIONE: Vite cilindro.

CONSTRUCTIVE FEATURES: Zinc and plastic plated steel case and cover - Nickel and chrome-plated steel forend - Nickel-plated steel dead bolt - Chromed brass latch bolt - Brass square spindle device ⌀ 8 mm.

WORKING: Key driven dead bolt - Handle driven latch bolt.

HAND: Reversible.

PROVIDED WITH: Cylinder screw.

COD.	E	F	A	S	mandate *throws*	kg		
350	15	16	26	2	1	0,28	1	10
350/F22	15	22	26	2	1	0,30	1	10
330	20	16	31	2	1	0,30	1	10
330/F22	20	22	31	2	1	0,32	1	10

Catenaccio e scrocco - Dead and latch bolt

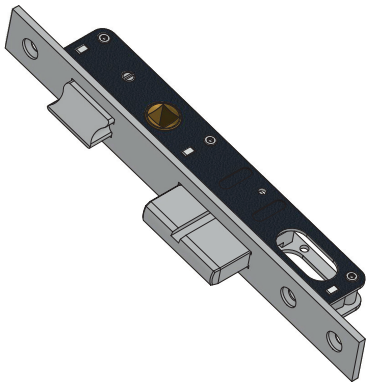

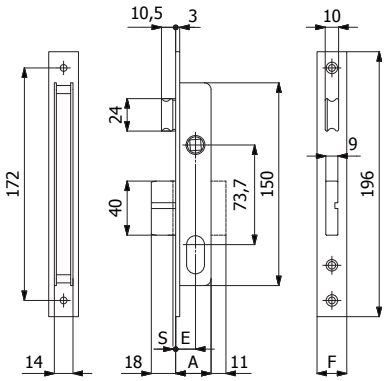

CARATTERISTICHE COSTRUTTIVE: Scatola e coperchio in acciaio zincato e plastificato - Frontale in acciaio nichelato e cromato - Catenaccio in lega speciale cromata - Scrocco in ottone cromato - Ingegno maniglia in ottone foro ⌀ 8 mm.

FUNZIONAMENTO: Catenaccio comandato dalla chiave - Scrocco comandato dalla maniglia.

MANO: Reversibile.

PARTI IN DOTAZIONE: Vite cilindro.

CONSTRUCTIVE FEATURES: Zinc and plastic plated steel case and cover - Nickel and chrome-plated steel forend - Special chromed alloy dead bolt - Chromed brass latch bolt - Brass square spindle device ⌀ 8 mm.

WORKING: Key driven dead bolt - Handle driven latch bolt.

HAND: Reversible.

PROVIDED WITH: Cylinder screw.

COD.	E	F	A	S	mandate *throws*	kg		
352	15	16	26	2	2	0,31	1	10
352/F22	15	22	26	2	2	0,33	1	10
332	20	16	31	2	2	0,35	1	10
332/F22	20	22	31	2	2	0,37	1	10

Catenaccio e scrocco regolabile - Dead and adjustable latch bolt

Scrocco intercambiabile con rullo cod. 0535 - Latch bolt interchangeable into roller bolt cod. 0535



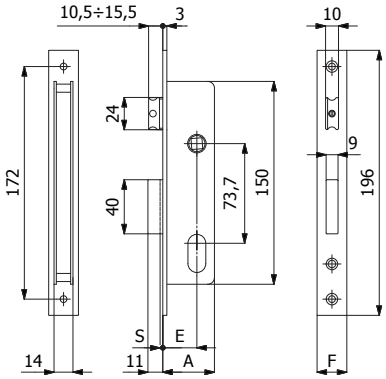

CARATTERISTICHE COSTRUTTIVE: Scatola e coperchio in acciaio zincato e plastificato - Frontale in acciaio nichelato e cromato - Catenaccio in lega speciale cromata - Scrocco in lega speciale cromata - Ingegno maniglia in lega speciale zincata foro ⌀ 8 mm.

FUNZIONAMENTO: Catenaccio comandato dalla chiave - Scrocco comandato dalla chiave o dalla maniglia.

MANO: Reversibile.

PARTI IN DOTAZIONE: Vite cilindro.

CONSTRUCTIVE FEATURES: Zinc and plastic plated steel case and cover - Nickel and chrome-plated steel forend - Special chromed alloy dead bolt - Special nickel-plated alloy latch bolt - Special zinc-plated alloy square spindle device ⌀ 8 mm.

WORKING: Key driven dead bolt - Handle or key driven latch bolt.

HAND: Reversible.

PROVIDED WITH: Cylinder screw.

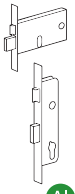

Al

COD.	E	F	A	S	mandate *throws*	kg		
338	25	16	38	2	1	0,35	1	10
338/F22	25	22	38	2	1	0,37	1	10
530	30	16	43	2	1	0,38	1	10
530/F22	30	22	43	2	1	0,40	1	10

Catenaccio e scrocco regolabile - Dead and adjustable latch bolt

Scrocco intercambiabile con rullo cod. 0535 - Latch bolt interchangeable into roller bolt cod. 0535



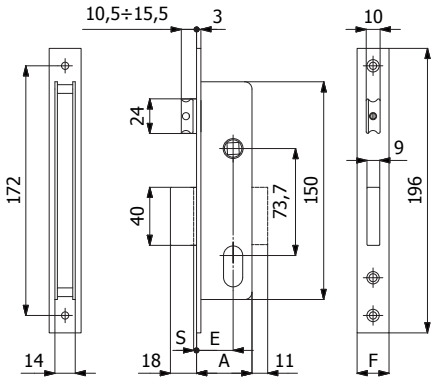

CARATTERISTICHE COSTRUTTIVE: Scatola e coperchio in acciaio zincato e plastificato - Frontale in acciaio nichelato e cromato - Catenaccio in acciaio nichelato - Scrocco in lega speciale cromata - Ingegno maniglia in lega speciale zincata foro ⌀ 8 mm

FUNZIONAMENTO: Catenaccio comandato dalla chiave - Scrocco comandato dalla chiave o dalla maniglia.

MANO: Reversibile.

PARTI IN DOTAZIONE: Vite cilindro.

CONSTRUCTIVE FEATURES: Zinc and plastic plated steel case and cover - Nickel and chrome-plated steel forend - Nickel-plated steel dead bolt - Special chromed plated alloy latch bolt - Special zinc-plated alloy square spindle device ⌀ 8 mm

WORKING: Key driven dead bolt - Handle or key driven latch bolt.

HAND: Reversible.

PROVIDED WITH: Cylinder screw.

COD.	E	F	A	S	mandate *throws*	kg		
358	25	16	38	2	2	0,40	1	10
358/F22	25	22	38	2	2	0,42	1	10
540	30	16	43	2	2	0,43	1	10
540/F22	30	22	43	2	2	0,45	1	10

Catenaccio e rullo regolabile - Dead and adjustable roller bolt

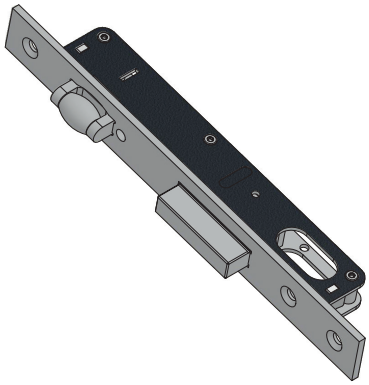

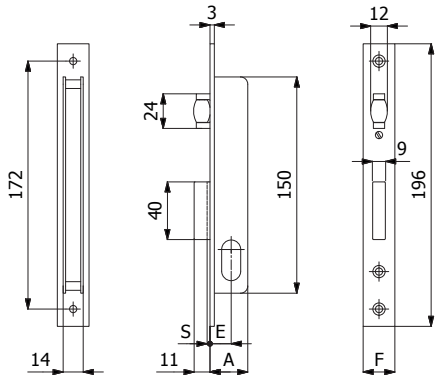

CARATTERISTICHE COSTRUTTIVE: Scatola e coperchio in acciaio zincato e plastificato - Frontale in acciaio nichelato e cromato - Catenaccio in acciaio nichelato - Rullo in ottone cromato.

FUNZIONAMENTO: Catenaccio comandato dalla chiave - Rullo comandato a pressione.

MANO: Unica.

PARTI IN DOTAZIONE: Vite cilindro.

CONSTRUCTIVE FEATURES: Zinc and plastic plated steel case and cover - Nickel and chrome-plated steel forend - Nickel-plated steel dead bolt - Chromed brass roller bolt.

WORKING: Key driven dead bolt - Pressure driven roller bolt.

HAND: No hand.

PROVIDED WITH: Cylinder screw.

COD.	E	F	A	S	mandate *throws*	kg		
340	15	16	26	2	1	0,27	1	10
340/F22	15	22	26	2	1	0,29	1	10
320	20	16	31	2	1	0,29	1	10
320/F22	20	22	31	2	1	0,31	1	10

Catenaccio e rullo regolabile - Dead and adjustable roller bolt

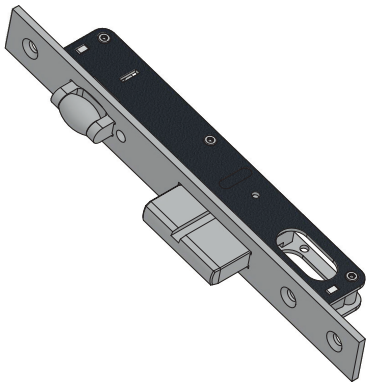

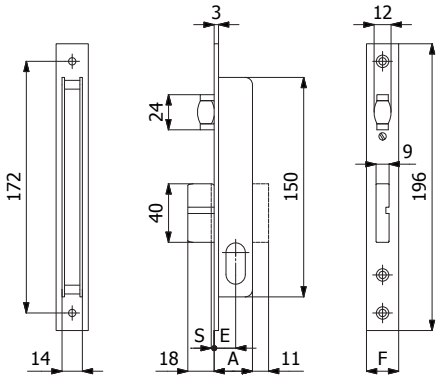

CARATTERISTICHE COSTRUTTIVE: Scatola e coperchio in acciaio zincato e plastificato - Frontale in acciaio nichelato e cromato - Catenaccio in lega speciale cromata - Rullo in ottone cromato.

FUNZIONAMENTO: Catenaccio comandato dalla chiave - Rullo comandato a pressione.

MANO: Unica.

PARTI IN DOTAZIONE: Vite cilindro.

CONSTRUCTIVE FEATURES: Zinc and plastic plated steel case and cover - Nickel and chrome-plated steel forend - Special chromed alloy dead bolt - Chromed brass roller bolt.

WORKING: Key driven dead bolt - Pressure driven roller bolt.

HAND: No hand.

PROVIDED WITH: Cylinder screw.

COD.	E	F	A	S	mandate *throws*	kg		
342	15	16	26	2	2	0,30	1	10
342/F22	15	22	26	2	2	0,32	1	10
322	20	16	31	2	2	0,34	1	10
322/F22	20	22	31	2	2	0,36	1	10

Catenaccio e rullo regolabile - Dead and adjustable roller bolt



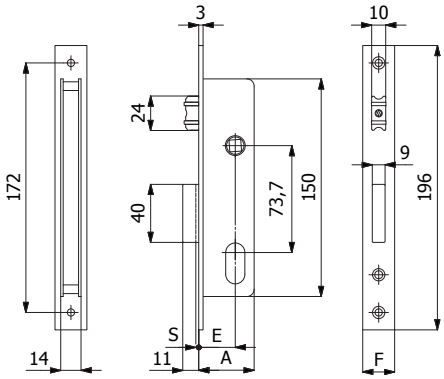

CARATTERISTICHE COSTRUTTIVE: Scatola e coperchio in acciaio zincato e plastificato - Frontale in acciaio nichelato e cromato - Catenaccio in lega speciale cromata - Rullo in ottone cromato.

FUNZIONAMENTO: Catenaccio comandato dalla chiave - Rullo comandato a pressione o dalla chiave.

MANO: Unica.

PARTI IN DOTAZIONE: Vite cilindro.

CONSTRUCTIVE FEATURES: Zinc and plastic plated steel case and cover - Nickel and chrome-plated steel forend - Special chromed alloy dead bolt - Chromed brass roller bolt.

WORKING: Key driven dead bolt - Pressure or key driven roller bolt.

HAND: No hand.

PROVIDED WITH: Cylinder screw.

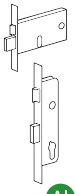

AI

COD.	E	F	A	S	mandate *throws*	kg		
328	25	16	38	2	1	0,33	1	10
328/F22	25	22	38	2	1	0,35	1	10
535	30	16	43	2	1	0,37	1	10
535/F22	30	22	43	2	1	0,39	1	10

Catenaccio e rullo regolabile - Dead and adjustable roller bolt



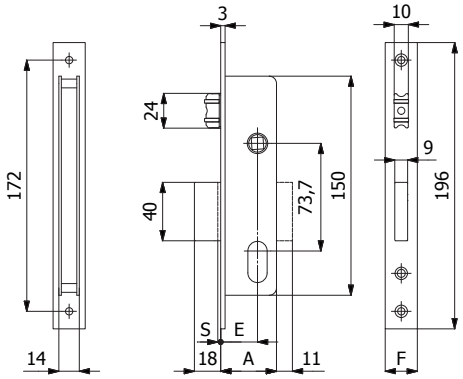

CARATTERISTICHE COSTRUTTIVE: Scatola e coperchio in acciaio zincato e plastificato - Frontale in acciaio nichelato e cromato - Catenaccio in acciaio nichelato - Rullo in ottone cromato.

FUNZIONAMENTO: Catenaccio comandato dalla chiave - Rullo comandato a pressione o dalla chiave.

MANO: Unica.

PARTI IN DOTAZIONE: Vite cilindro.

CONSTRUCTIVE FEATURES: Zinc and plastic plated steel case and cover - Nickel and chrome-plated steel forend - Nickel-plated steel dead bolt - Chromed brass roller bolt.

WORKING: Key driven dead bolt - Pressure or key driven roller bolt.

HAND: No hand.

PROVIDED WITH: Cylinder screw.

COD.	E	F	A	S	mandate *throws*	kg		
348	25	16	38	2	2	0,37	1	10
348/F22	25	22	38	2	2	0,39	1	10
545	30	16	43	2	2	0,42	1	10
545/F22	30	22	43	2	2	0,44	1	10

Catenaccio - Dead bolt



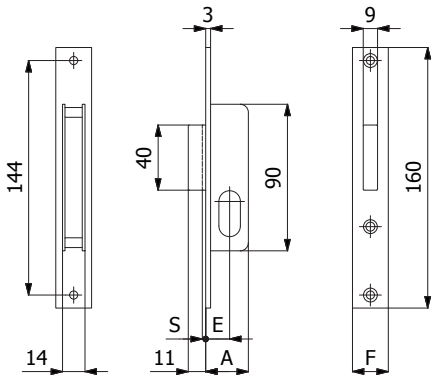

CARATTERISTICHE COSTRUTTIVE: Scatola e coperchio in acciaio zincato e plastificato - Frontale in acciaio nichelato e cromato - Catenaccio in lega speciale cromata.
FUNZIONAMENTO: Catenaccio comandato dalla chiave.
MANO: Unica.
PARTI IN DOTAZIONE: Vite cilindro.

CONSTRUCTIVE FEATURES: Zinc and plastic plated steel case and cover - Nickel and chrome-plated steel forend - Special chromed alloy dead bolt.
WORKING: Key driven dead bolt.
HAND: No hand.
PROVIDED WITH: Cylinder screw.

COD.	E	F	A	S	mandate *throws*	kg		
355	15	16	26	2	1	0,17	1	10
355/F22	15	22	26	2	1	0,19	1	10
335	20	16	31	2	1	0,19	1	10
335/F22	20	22	31	2	1	0,21	1	10
339	25	16	38	2	1	0,21	1	10
339/F22	25	22	38	2	1	0,23	1	10
531	30	16	43	2	1	0,25	1	10
531/F22	30	22	43	2	1	0,27	1	10

Catenaccio - Dead bolt



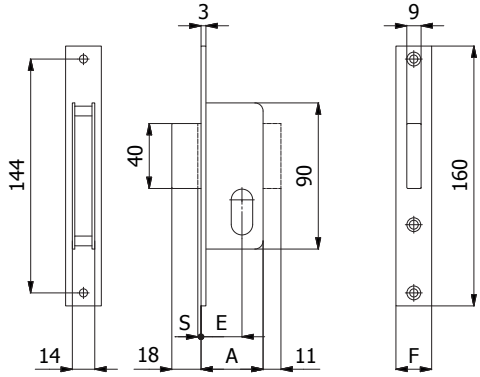

CARATTERISTICHE COSTRUTTIVE: Scatola e coperchio in acciaio zincato e plastificato - Frontale in acciaio nichelato e cromato - Catenaccio in acciaio nichelato o lega speciale cromata.
FUNZIONAMENTO: Catenaccio comandato dalla chiave.
MANO: Unica.
PARTI IN DOTAZIONE: Vite cilindro.

CONSTRUCTIVE FEATURES: Zinc and plastic plated steel case and cover - Nickel and chrome-plated steel forend - Nickel-plated steel or special chromed alloy dead bolt.
WORKING: Key driven dead bolt.
HAND: No hand.
PROVIDED WITH: Cylinder screw.

COD.	E	F	A	S	mandate *throws*	kg		
354	15	16	26	2	2	0,21	1	10
354/F22	15	22	26	2	2	0,23	1	10
334	20	16	31	2	2	0,23	1	10
334/F22	20	22	31	2	2	0,25	1	10
359	25	16	38	2	2	0,25	1	10
359/F22	25	22	38	2	2	0,27	1	10
541	30	16	43	2	2	0,29	1	10
541/F22	30	22	43	2	2	0,31	1	10

Scrocco - Latch bolt



CARATTERISTICHE COSTRUTTIVE: Scatola e coperchio in acciaio zincato e plastificato - Frontale in acciaio nichelato e cromato - Scrocco in ottone cromato.

FUNZIONAMENTO: Scrocco comandato dalla chiave.

MANO: Reversibile.

PARTI IN DOTAZIONE: Vite cilindro.

CONSTRUCTIVE FEATURES: Zinc and plastic plated steel case and cover - Nickel and chrome-plated steel forend - Chromed brass latch bolt.

WORKING: Key driven latch bolt.

HAND: Reversible.

PROVIDED WITH: Cylinder screw.

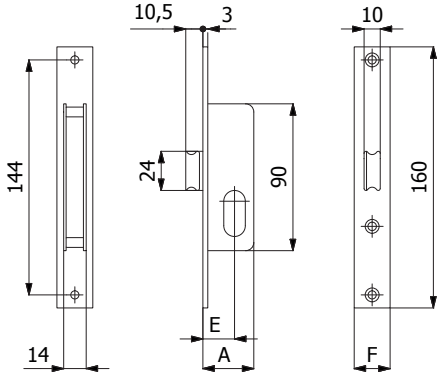

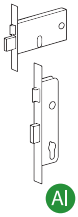

COD.	E	F	A	kg		
357	15	16	26	0,14	1	10
357/F22	15	22	26	0,16	1	10
337	20	16	31	0,15	1	10
337/F22	20	22	31	0,17	1	10
327	25	16	38	0,17	1	10
327/F22	25	22	38	0,19	1	10

Gancio - Hook bolt

NEW

CARATTERISTICHE COSTRUTTIVE: Scatola e coperchio in acciaio zincato e plastificato - Frontale in acciaio nichelato e cromato - Gancio in lega speciale cromata.

FUNZIONAMENTO: Gancio comandato dalla chiave.

MANO: Unica.

PARTI IN DOTAZIONE: Vite cilindro.

CONSTRUCTIVE FEATURES: Zinc and plastic plated steel case and cover - Nickel and chrome-plated steel forend - Special chromed alloy hook bolt.

WORKING: Key driven hook bolt.

HAND: No hand.

PROVIDED WITH: Cylinder screw.

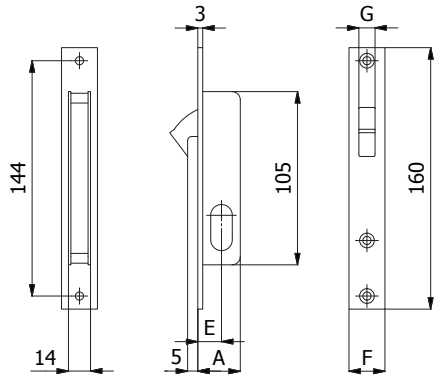

COD.	E	F	A	G	mandate *throws*	kg		
356	15	16	26	10	1	0,19	1	10
356/F22	15	22	26	10	1	0,21	1	10
356 P1	15	16	26	6	1	0,19	1	10

Scrocco - Latch bolt

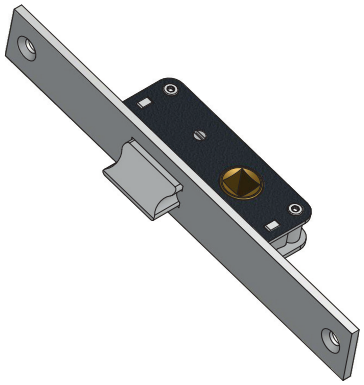

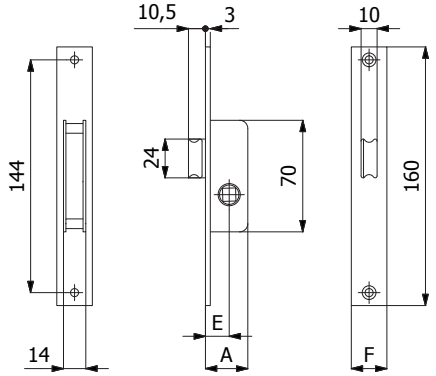

CARATTERISTICHE COSTRUTTIVE: Scatola e coperchio in acciaio zincato e plastificato - Frontale in acciaio nichelato e cromato - Scrocco in ottone cromato - Ingegno maniglia in ottone foro ⌑ 8 mm.

FUNZIONAMENTO: Scrocco comandato dalla maniglia.

MANO: Reversibile.

PARTI IN DOTAZIONE: /

CONSTRUCTIVE FEATURES: Zinc and plastic plated steel case and cover - Nickel and chrome-plated steel forend - Chromed brass latch bolt - Brass square spindle device ⌑ 8 mm.

WORKING: Handle driven latch bolt.

HAND: Reversible.

PROVIDED WITH: /

COD.	E	F	A	kg		
351	15	16	26	0,15	2	20
351/F22	15	22	26	0,17	2	20

Rullo regolabile - Adjustable roller bolt

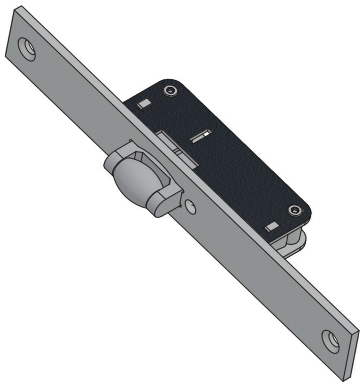

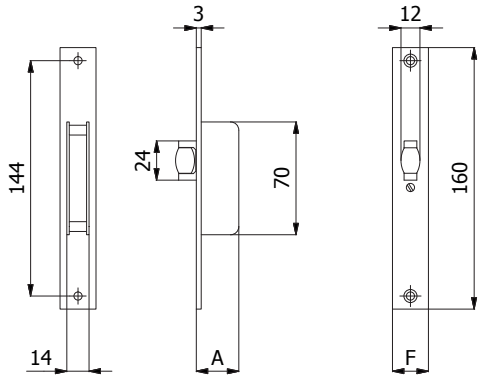

CARATTERISTICHE COSTRUTTIVE: Scatola e coperchio in acciaio zincato e plastificato - Frontale in acciaio nichelato e cromato - Rullo in ottone cromato.

FUNZIONAMENTO: Rullo comandato a pressione.

MANO: Unica.

PARTI IN DOTAZIONE: /

CONSTRUCTIVE FEATURES: Zinc and plastic plated steel case and cover - Nickel and chrome-plated steel forend - Chromed brass roller bolt.

WORKING: Pressure driven roller bolt.

HAND: No hand.

PROVIDED WITH: /

COD.	F	A	kg		
345	16	26	0,14	2	20
345/F22	22	26	0,16	2	20

Catenaccio e scrocco - Dead and latch bolt



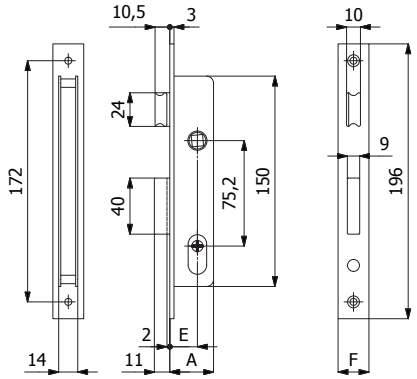

CARATTERISTICHE COSTRUTTIVE: Scatola e coperchio in acciaio zincato e plastificato - Frontale in acciaio nichelato e cromato - Catenaccio in acciaio nichelato - Scrocco in ottone cromato - Ingegno maniglia in ottone foro ⌑ 8 mm - Cilindro a spillo cod. 4054 o 4054/1 (con chiavi lunghe).

FUNZIONAMENTO: Catenaccio comandato dalla chiave - Scrocco comandato dalla maniglia.

MANO: Reversibile.

PARTI IN DOTAZIONE: 3 chiavi, 2 borchie cod.0441 N.

CONSTRUCTIVE FEATURES: Zinc and plastic plated steel case and cover - Nickel and chrome-plated steel forend - Nickel-plated steel dead bolt - Chromed brass latch bolt - Brass square spindle device ⌑ 8 mm - Cross cylinder cod.4054 or 4054/1 (with long keys).

WORKING: Key driven dead bolt - Handle driven latch bolt.

HAND: Reversible.

PROVIDED WITH: 3 keys, 2 escutcheons cod.0441 N.

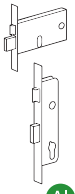

COD.	E	F	A		mandate *throws*	kg		
4350	15	16	26	4100	1	0,37	1	10
4350/F22	15	22	26	4100	1	0,39	1	10
4330	20	16	31	4100	1	0,39	1	10
4330/F22	20	22	31	4100	1	0,41	1	10
43/1**	Chiavi lunghe Long keys			4101	-	+ 0,02	-	-

AI

Catenaccio e scrocco regolabile - Dead and adjustable latch bolt

Scrocco intercambiabile con rullo cod. 0535 - Latch bolt interchangeable into roller bolt cod. 0535



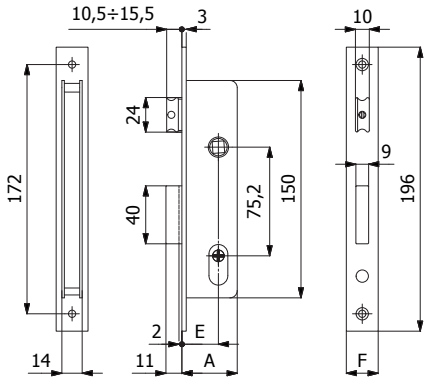

CARATTERISTICHE COSTRUTTIVE: Scatola e coperchio in acciaio zincato e plastificato - Frontale in acciaio nichelato e cromato - Catenaccio in lega speciale cromata - Scrocco in lega speciale cromata - Ingegno maniglia in lega speciale zincata foro ⌑ 8 mm - Cilindro a spillo cod. 4054 o 4054/1 (con chiavi lunghe).

FUNZIONAMENTO: Catenaccio comandato dalla chiave - Scrocco comandato dalla chiave o dalla maniglia.

MANO: Reversibile.

PARTI IN DOTAZIONE: 3 chiavi, 2 borchie cod. 0441 N.

CONSTRUCTIVE FEATURES: Zinc and plastic plated steel case and cover - Nickel and chrome-plated steel forend - Special chromed alloy dead bolt - Special nickel-plated alloy latch bolt - Special zinc-plated alloy square spindle device ⌑ 8 mm- Cross cylinder cod. 4054 or 4054/1 (with long keys).

WORKING: Key driven dead bolt - Handle or key driven latch bolt.

HAND: Reversible.

PROVIDED WITH: 3 keys, 2 escutcheons cod. 0441 N

COD.	E	F	A		mandate *throws*	kg		
4338	25	16	38	4100	1	0,44	1	10
4338/F22	25	22	38	4100	1	0,46	1	10
4530	30	16	43	4100	1	0,47	1	10
4530/F22	30	22	43	4100	1	0,49	1	10
4*/1**	Chiavi lunghe Long keys			4101	-	+ 0,02	-	-

Catenaccio e rullo regolabile - Dead and adjustable roller bolt

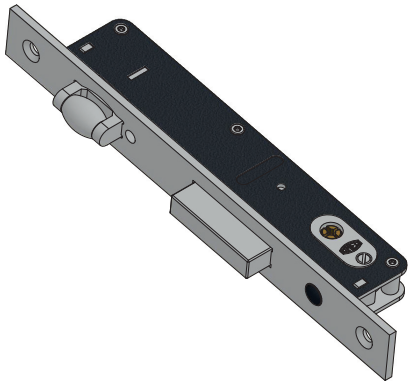

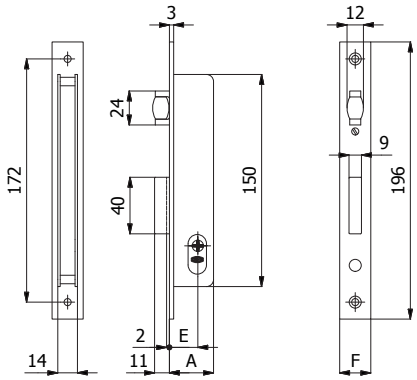

CARATTERISTICHE COSTRUTTIVE: Scatola e coperchio in acciaio zincato e plastificato - Frontale in acciaio nichelato e cromato - Catenaccio in acciaio nichelato - Rullo in ottone cromato - Cilindro a spillo cod. 4054 o 4054/1 (con chiavi lunghe).

FUNZIONAMENTO: Catenaccio comandato dalla chiave - Rullo comandato a pressione.

MANO: Unica.

PARTI IN DOTAZIONE: 3 chiavi, 2 borchie cod. 0441 N.

CONSTRUCTIVE FEATURES: Zinc and plastic plated steel case and cover - Nickel and chrome-plated steel forend - Nickel-plated steel dead bolt - Chromed brass roller bolt - Cross cylinder cod. 4054 or 4054/1 (with long keys).

WORKING: Key driven dead bolt - Pressure driven roller bolt.

HAND: No hand.

PROVIDED WITH: 3 keys, 2 escutcheons cod. 0441 N.

COD.	E	F	A		mandate *throws*	kg		
4340	15	16	26	4100	1	0,36	1	10
4340/F22	15	22	26	4100	1	0,38	1	10
4320	20	16	31	4100	1	0,38	1	10
4320/F22	20	22	31	4100	1	0,40	1	10
43**/1	Chiavi lunghe Long keys			4101	-	+ 0,02	-	-

Catenaccio e rullo regolabile - Dead and adjustable roller bolt



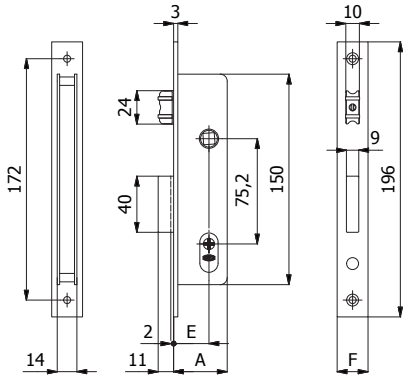

CARATTERISTICHE COSTRUTTIVE: Scatola e coperchio in acciaio zincato e plastificato - Frontale in acciaio nichelato e cromato - Catenaccio in lega speciale cromata - Rullo in ottone cromato - Cilindro a spillo cod. 4054 o 4054/1 (con chiavi lunghe).

FUNZIONAMENTO: Catenaccio comandato dalla chiave - Rullo comandato a pressione o dalla chiave.

MANO: Unica.

PARTI IN DOTAZIONE: 3 chiavi, 2 borchie cod. 0441 N.

CONSTRUCTIVE FEATURES: Zinc and plastic plated steel case and cover - Nickel and chrome-plated steel forend - Special chromed alloy dead bolt - Chromed brass roller bolt - Cross cylinder cod. 4054 or 4054/1 (with long keys).

WORKING: Key driven dead bolt - Pressure or key driven roller bolt.

HAND: No hand.

PROVIDED WITH: 3 keys, 2 escutcheons cod. 0441 N.

COD.	E	F	A		mandate *throws*	kg		
4328	25	16	38	4100	1	0,42	1	10
4328/F22	25	22	38	4100	1	0,44	1	10
4535	30	16	43	4100	1	0,46	1	10
4535/F22	30	22	43	4100	1	0,48	1	10
4***/1	Chiavi lunghe Long keys			4101	-	+ 0,02	-	-

Catenaccio - Dead bolt

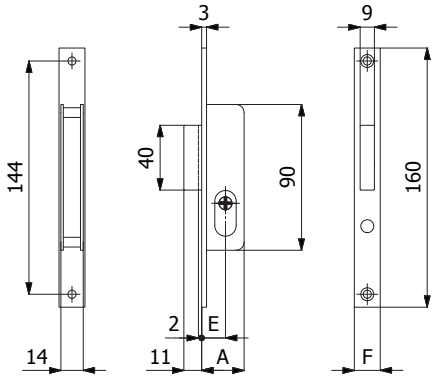

CARATTERISTICHE COSTRUTTIVE: Scatola e coperchio in acciaio zincato e plastificato - Frontale in acciaio nichelato e cromato - Catenaccio in lega speciale cromata - Cilindro a spillo cod. 4054 o 4054/1 (con chiavi lunghe).

FUNZIONAMENTO: Catenaccio comandato dalla chiave.

MANO: Unica.

PARTI IN DOTAZIONE: 3 chiavi, 2 borchie cod. 0441 N.

CONSTRUCTIVE FEATURES: Zinc and plastic plated steel case and cover - Nickel and chrome-plated steel forend - Special chromed alloy dead bolt - Cross cylinder cod. 4054 or 4054/1 (with long keys).

WORKING: Key driven dead bolt.

HAND: No hand.

PROVIDED WITH: 3 keys, 2 escutcheons cod. 0441 N.

COD.	E	F	A		mandate *throws*	kg		
4355	15	16	26	4100	1	0,26	1	10
4355/F22	15	22	26	4100	1	0,28	1	10
4335	20	16	31	4100	1	0,28	1	10
4335/F22	20	22	31	4100	1	0,30	1	10
4339	25	16	38	4100	1	0,30	1	10
4339/F22	25	22	38	4100	1	0,32	1	10
4531	30	16	43	4100	1	0,34	1	10
4531/F22	30	22	43	4100	1	0,36	1	10
4***/1	Chiavi lunghe Long keys			4101	-	+ 0,02	-	-

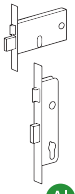

Al

Gancio - Hook bolt

NEW

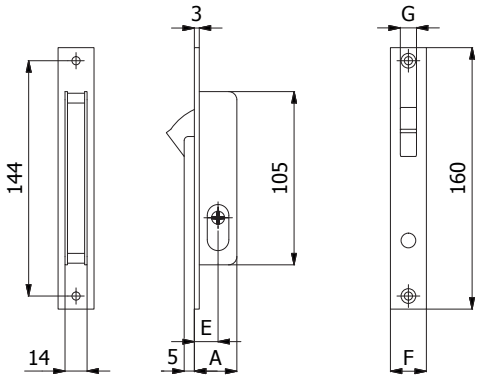

CARATTERISTICHE COSTRUTTIVE: Scatola e coperchio in acciaio zincato e plastificato - Frontale in acciaio nichelato e cromato - Gancio in lega speciale cromata - Cilindro a spillo cod. 4054 o 4054/1 (con chiavi lunghe).

FUNZIONAMENTO: Gancio comandato dalla chiave.

MANO: Unica.

PARTI IN DOTAZIONE: 3 chiavi, 2 borchie cod.0441 N.

CONSTRUCTIVE FEATURES: Zinc and plastic plated steel case and cover - Nickel and chrome-plated steel forend - Special chromed alloy hook bolt - Cross cylinder cod. 4054 or 4054/1 (with long keys).

WORKING: Key driven hook bolt.

HAND: No hand.

PROVIDED WITH: 3 keys, 2 escutcheons cod. 0441 N.

COD.	E	F	A	G		mandate *throws*	kg		
4356	15	16	26	10	4100	1	0,28	1	10
4356/F22	15	22	26	10	4100	1	0,30	1	10
4356 P1	15	16	26	6	4100	1	0,28	1	10
4356/1	Chiavi lunghe Long keys				4101	-	+ 0,02	-	-

Catenaccio - Dead bolt



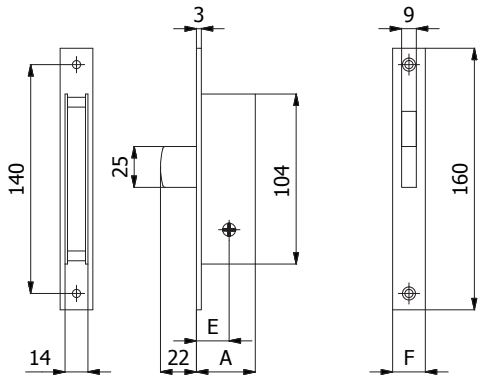

CARATTERISTICHE COSTRUTTIVE: Scatola e coperchio in acciaio verniciato - Frontale in acciaio nichelato e cromato - Catenaccio in acciaio nichelato .

FUNZIONAMENTO: Catenaccio comandato dalla chiave.

MANO: Unica.

PARTI IN DOTAZIONE: 3 chiavi, 2 borchie cod. 0441 N, contropiastra 02014 A

CONSTRUCTIVE FEATURES: Painted plated steel case and cover - Nickel and chrome-plated steel forend - Nickel-plated steel dead bolt .

WORKING: Key driven dead bolt.

HAND: No hand.

PROVIDED WITH: 3 keys, 2 escutcheons cod. 0441 N, striking plate 02014 A

COD.	E	F	A		mandate *throws*	kg		
4621/F20	20	20	36	4100	1	0,33	1	10

Gancio -Hook bolt

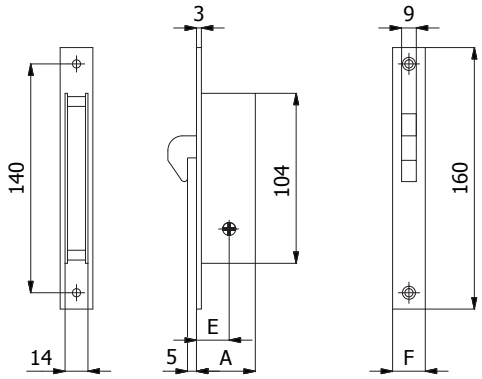

CARATTERISTICHE COSTRUTTIVE: Scatola e coperchio in acciaio verniciato - Frontale in acciaio nichelato e cromato - Gancio in acciaio nichelato.

FUNZIONAMENTO: Gancio comandato dalla chiave.

MANO: Unica.

PARTI IN DOTAZIONE: 3 chiavi, 2 borchie cod. 0441 N, contropiastra 02019 A

CONSTRUCTIVE FEATURES: Painted plated steel case and cover - Nickel and chrome-plated steel forend - Nickel-plated steel hook bolt.

WORKING: Key driven hook bolt.

HAND: No hand.

PROVIDED WITH: 3 keys, 2 escutcheons cod. 0441 N, striking plate 02019 A

COD.	E	F	A		mandate *throws*	kg		
4626/F20	20	20	36	4100	1	0,32	1	10

Catenaccio e scrocco regolabile - Dead and adjustable latch bolt

Scrocco intercambiabile con rullo cod. 01435 (tranne cod.1300.20.) - Frontale inox**

Latch bolt interchangeable into roller bolt cod. 01435 (but cod.1300.20.**) - Stainless steel forend

NEW

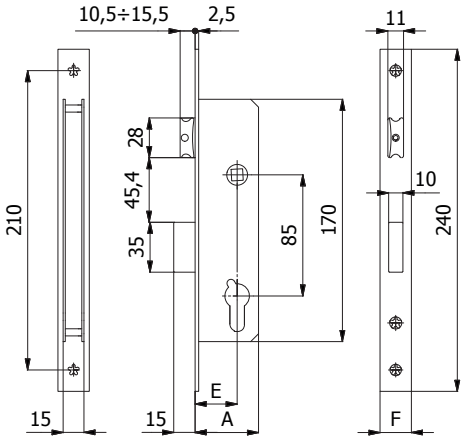

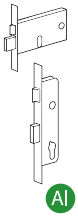

CARATTERISTICHE COSTRUTTIVE: Scatola e coperchio in acciaio zincato e plastificato - Frontale in acciaio inox - Catenaccio e scrocco in lega speciale cromata - Ingegno maniglia in lega speciale zincata foro ⌀ 8 mm.

FUNZIONAMENTO: Catenaccio comandato dalla chiave - Scrocco comandato dalla chiave o dalla maniglia.

MANO: Reversibile.

PARTI IN DOTAZIONE: Vite cilindro.

CONSTRUCTIVE FEATURES: Zinc and plastic plated steel case and cover - Stainless steel forend - Special nickel-plated alloy latch bolt and dead bolt - Special zinc-plated alloy square spindle device ⌀ 8 mm.

WORKING: Key driven dead bolt - Handle or key driven latch bolt.

HAND: Reversible.

PROVIDED WITH: Cylinder screw.

COD.	NEW COD.	E	F	A	mandate *throws*	kg		
	1300.20.16	20	16	35	1	0,38	1	5
100120	1300.20.22	20	22	35	1	0,42	1	5
	1300.20.25	20	25	35	1	0,44	1	5
	1300.25.16	25	16	40	1	0,41	1	5
100130	1300.25.22	25	22	40	1	0,45	1	5
	1300.25.25	25	25	40	1	0,47	1	5
	1300.30.16	30	16	45	1	0,44	1	5
100140	1300.30.22	30	22	45	1	0,48	1	5
	1300.30.25	30	25	45	1	0,50	1	5
	1300.35.16	35	16	50	1	0,47	1	5
100150	1300.35.22	35	22	50	1	0,51	1	5
	1300.35.25	35	25	50	1	0,53	1	5
	1300.40.16	40	16	55	1	0,50	1	5
100160	1300.40.22	40	22	55	1	0,54	1	5
	1300.40.25	40	25	55	1	0,56	1	5

Catenaccio e rullo regolabile - Dead and adjustable roller bolt

Frontale inox - Stainless steel forend

NEW

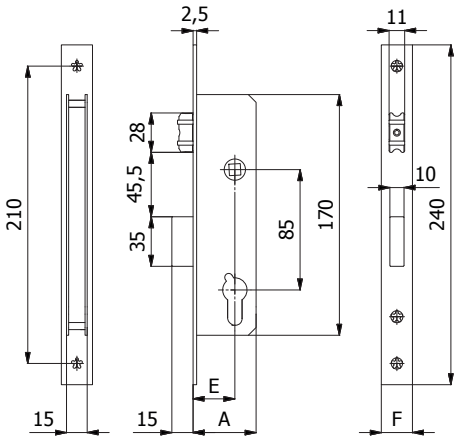

CARATTERISTICHE COSTRUTTIVE: Scatola e coperchio in acciaio zincato e plastificato - Frontale in acciaio inox - Catenaccio in lega speciale cromata - Rullo in ottone cromato.

FUNZIONAMENTO: Catenaccio comandato dalla chiave - Rullo comandato a pressione o dalla chiave.

MANO: Unica.

PARTI IN DOTAZIONE: Vite cilindro.

CONSTRUCTIVE FEATURES: Zinc and plastic plated steel case and cover - Stainless steel forend - Special chromed alloy dead bolt - Chromed brass roller bolt.

WORKING: Key driven dead bolt - Pressure or key driven roller bolt.

HAND: No hand.

PROVIDED WITH: Cylinder screw.

COD.	NEW COD.	E	F	A	mandate *throws*	kg		
	1305.20.16	20	16	35	1	0,38	1	5
100125	1305.20.22	20	22	35	1	0,42	1	5
	1305.20.25	20	25	35	1	0,44	1	5
	1305.25.16	25	16	40	1	0,41	1	5
100135	1305.25.22	25	22	40	1	0,45	1	5
	1305.25.25	25	25	40	1	0,47	1	5
	1305.30.16	30	16	45	1	0,44	1	5
100145	1305.30.22	30	22	45	1	0,48	1	5
	1305.30.25	30	25	45	1	0,50	1	5
	1305.35.16	35	16	50	1	0,47	1	5
100155	1305.35.22	35	22	50	1	0,51	1	5
	1305.35.25	35	25	50	1	0,53	1	5
	1305.40.16	40	16	55	1	0,50	1	5
100165	1305.40.22	40	22	55	1	0,54	1	5
	1305.40.25	40	25	55	1	0,56	1	5

Catenaccio - Dead bolt

Frontale inox - Stainless steel forend

NEW



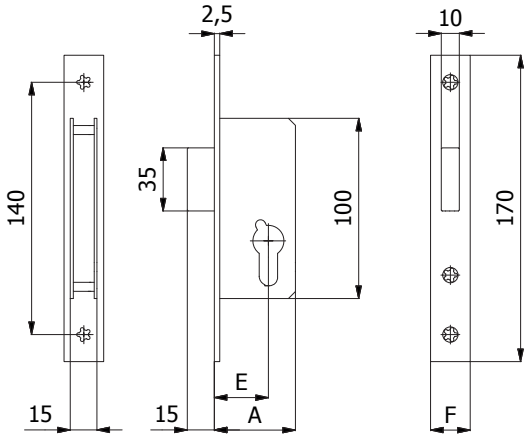

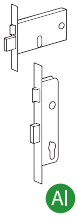

CARATTERISTICHE COSTRUTTIVE: Scatola e coperchio in acciaio zincato e plastificato - Frontale in acciaio inox - Catenaccio in lega speciale cromata.

FUNZIONAMENTO: Catenaccio comandato dalla chiave.

MANO: Unica.

PARTI IN DOTAZIONE: Vite cilindro.

CONSTRUCTIVE FEATURES: Zinc and plastic plated steel case and cover - Stainless steel forend - Special chromed alloy dead bolt.

WORKING: Key driven dead bolt.

HAND: No hand.

PROVIDED WITH: Cylinder screw.

COD.	NEW COD.	E	F	A	mandate *throws*	kg		
	1301.20.16	20	16	35	1	0,21	1	10
100121	1301.20.22	20	22	35	1	0,24	1	10
	1301.20.25	20	25	35	1	0,26	1	10
	1301.25.16	25	16	40	1	0,23	1	10
100131	1301.25.22	25	22	40	1	0,26	1	10
	1301.25.25	25	25	40	1	0,28	1	10
	1301.30.16	30	16	45	1	0,25	1	10
100141	1301.30.22	30	22	45	1	0,28	1	10
	1301.30.25	30	25	45	1	0,30	1	10
	1301.35.16	35	16	50	1	0,28	1	10
100151	1301.35.22	35	22	50	1	0,31	1	10
	1301.35.25	35	25	50	1	0.33	1	10
	1301.40.16	40	16	55	1	0.30	1	10
100161	1301.40.22	40	22	55	1	0,33	1	10
	1301.40.25	40	25	55	1	0.35	1	10

PROGETTATA E TESTATA SECONDO LA NORMA EUROPEA EN 12209:05
DESIGNED AND TESTED ACCORDING TO EUROPEAN STANDARD EN 12209:05

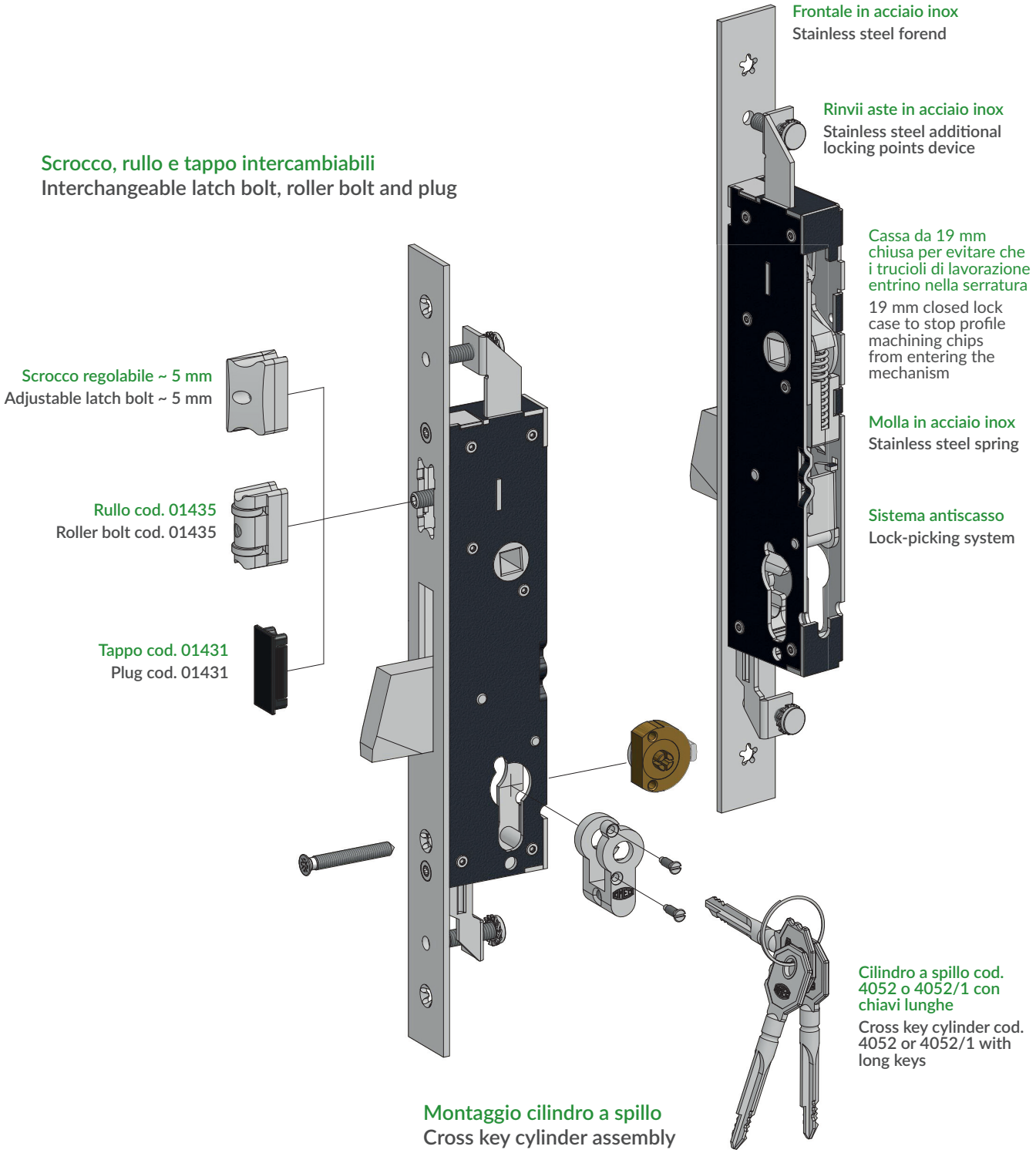

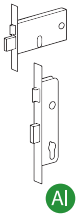

Versioni disponibili con cilindro europeo, cilindro svizzero e cilindro a spillo
Versions available with European cylinder, Swiss profile cylinder and cross cylinder

Catenaccio e scrocco regolabile - Dead and adjustable latch bolt

Scrocco intercambiabile con rullo cod.01435 - Latch bolt interchangeable into roller bolt cod. 01435

NEW

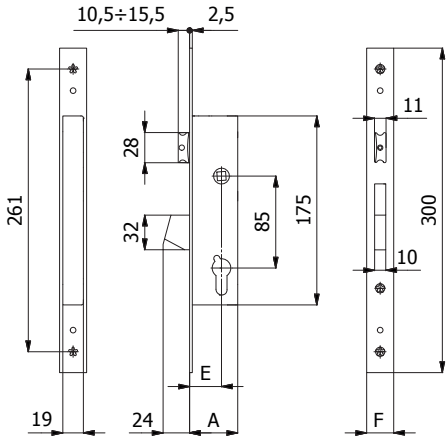

CARATTERISTICHE COSTRUTTIVE: Scatola e coperchio in acciaio zincato e plastificato - Frontale in acciaio inox - Catenaccio autocentrante in lega speciale cromata con sistema antiscasso - Scrocco in lega speciale cromata - Ingegno maniglia in lega speciale zincata foro ⌀ 8 mm.

FUNZIONAMENTO: Catenaccio comandato dalla chiave - Scrocco comandato dalla chiave o dalla maniglia.

MANO: Reversibile.

PARTI IN DOTAZIONE: Sottofrontale cod. 0623 N (frontale 25 mm) oppure 2 cod. 0625 N (frontale 22 mm), viti di fissaggio in acciaio inox, istruzioni di montaggio.

Per serie 1400: 2 borchie cod. 0120 N, vite cilindro

Per serie 3400: Vite cilindro

Per serie 4400: Cilindro a spillo cod. 4052 o 4052/1 (con chiavi lunghe), 3 chiavi, 2 borchie cod. 0441 N

CONSTRUCTIVE FEATURES: Zinc and plastic plated steel case and cover - Stainless steel forend - Special chromed alloy self-centering dead bolt with lock-picking system - Special chromed alloy latch bolt - Special zinc-plated alloy square spindle device ⌀ 8 mm.

WORKING: Key driven dead bolt - Handle or key driven latch bolt.

HAND: Reversible.

PROVIDED WITH: Forend spacer cod. 0623 N (forend 25 mm) or 2 cod. 0625 N (forend 22 mm), stainless steel fixing screws, assembling instructions.

For series 1400: 2 roses cod.0120 N, cylinder screw

For series 3400: Cylinder screw

For series 4400: Cross key cylinder cod.4052 or 4052/1 (with long keys), 3 keys, 2 roses cod.0441 N

COD.	NEW COD.	E	F	A	mandate *throws*	cilindro *cylinder*	chiave *key*	kg		
1430	1400.25.25	25	25	40	1			0,59	1	5
1430/F22	1400.25.22	25	22	40	1			0,57	1	5
1440	1400.30.25	30	25	45	1		-	0,62	1	5
1440/F22	1400.30.22	30	22	45	1			0,60	1	5
1450	1400.35.25	35	25	50	1			0,64	1	5
1450/F22	1400.35.22	35	22	50	1			0,62	1	5
3440	3400.30.25	30	25	45	1	Cilindro svizzero *Swiss profile cylinder*	-	0,60	1	5
3440/F22	3400.30.22	30	22	45	1			0,58	1	5
3450	3400.35.25	35	25	50	1			0,63	1	5
3450/F22	3400.35.22	35	22	50	1			0,61	1	5
4430	4400.25.25	25	25	40	1			0,67	1	5
4430/F22	4400.25.22	25	22	40	1			0,65	1	5
4440	4400.30.25	30	25	45	1	cod. 4052	cod. 4100	0,72	1	5
4440/F22	4400.30.22	30	22	45	1			0,70	1	5
4450	4400.35.25	35	25	50	1			0,74	1	5
4450/F22	4400.35.22	35	22	50	1			0,72	1	5
44**/1	44**/1.**.**	-	-	-	-	cod. 4052/1	cod. 4101	+ 0,02	-	-

Catenaccio - Dead bolt

NEW

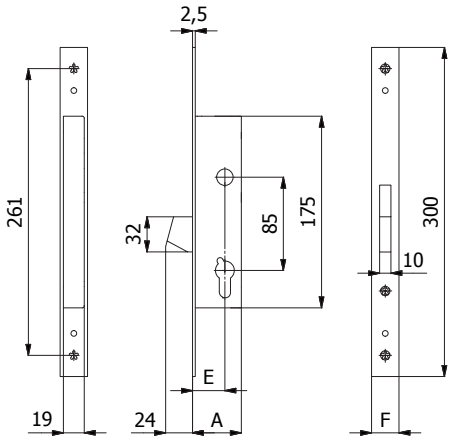

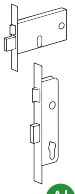

CARATTERISTICHE COSTRUTTIVE: Scatola e coperchio in acciaio zincato e plastificato - Frontale in acciaio inox - Catenaccio autocentrante in lega speciale cromata con sistema antiscasso.

FUNZIONAMENTO: Catenaccio comandato dalla chiave.

MANO: Unica.

PARTI IN DOTAZIONE: Sottofrontale cod. 0623 N (frontale 25 mm) oppure 2 cod. 0625 N (frontale 22 mm), viti di fissaggio in acciaio inox, istruzioni di montaggio.

Per serie 1400: 2 borchie cod. 0120 N, vite cilindro

Per serie 3400: Vite cilindro

Per serie 4400: Cilindro a spillo cod. 4052 o 4052/1 (con chiavi lunghe), 3 chiavi, 2 borchie cod. 0441 N

CONSTRUCTIVE FEATURES: Zinc and plastic plated steel case and cover - Stainless steel forend - Special nickel-plated alloy self-centering dead bolt with lock-picking system.

WORKING: Key driven dead bolt.

HAND: No hand.

PROVIDED WITH: Forend spacer cod. 0623 N (forend 25 mm) or 2 cod. 0625 N (forend 22 mm), stainless steel fixing screws, assembling instructions.

For series 1400: 2 roses cod.0120 N, cylinder screw

For series 3400: Cylinder screw

For series 4400: Cross key cylinder cod.4052 or 4052/1 (with long keys), 3 keys, 2 roses cod.0441 N

COD.	NEW COD.	E	F	A	mandate *throws*	cilindro *cylinder*	chiave *key*	kg		
1431	1401.25.25	25	25	40	1			0,51	1	5
1431/F22	1401.25.22	25	22	40	1			0,49	1	5
1441	1401.30.25	30	25	45	1		-	0,54	1	5
1441/F22	1401.30.22	30	22	45	1			0,52	1	5
1451	1401.35.25	35	25	50	1			0,57	1	5
1451/F22	1401.35.22	35	22	50	1			0,55	1	5
3441	3401.30.25	30	25	45	1	Cilindro svizzero *Swiss profile cylinder*	-	0,51	1	5
3441/F22	3401.30.22	30	22	45	1			0,49	1	5
3451	3401.35.25	35	25	50	1			0,54	1	5
3451/F22	3401.35.22	35	22	50	1			0,52	1	5
4431	4401.25.25	25	25	40	1			0,60	1	5
4431/F22	4401.25.22	25	22	40	1			0,58	1	5
4441	4401.30.25	30	25	45	1	cod. 4052	cod. 4100	0,64	1	5
4441/F22	4401.30.22	30	22	45	1			0,62	1	5
4451	4401.35.25	35	25	50	1			0,66	1	5
4451/F22	4401.35.22	35	22	50	1			0,64	1	5
44**/1	44**/1.**.**	-	-	-	-	cod. 4052/1	cod. 4101	+ 0,02	-	-

Catenaccio e rullo regolabile - Dead and adjustable roller bolt

NEW

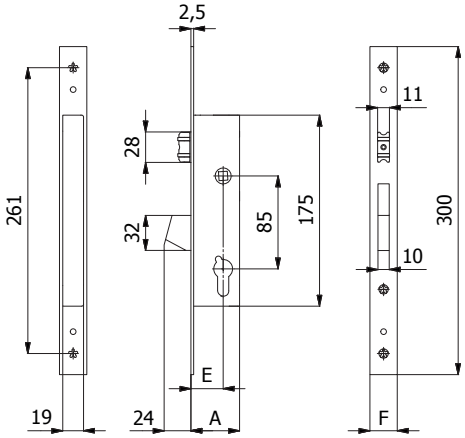

CARATTERISTICHE COSTRUTTIVE: Scatola e coperchio in acciaio zincato e plastificato - Frontale in acciaio inox - Catenaccio autocentrante in lega speciale cromata con sistema antiscasso - Rullo in ottone cromato.

FUNZIONAMENTO: Catenaccio comandato dalla chiave - Rullo comandato a pressione o dalla chiave.

MANO: Unica.

PARTI IN DOTAZIONE: Sottofrontale cod. 0623 N (frontale 25 mm) oppure 2 cod. 0625 N (frontale 22 mm), viti di fissaggio in acciaio inox, istruzioni di montaggio.

Per serie 1400: 2 borchie cod. 0120 N, vite cilindro

Per serie 3400: Vite cilindro

Per serie 4400: Cilindro a spillo cod. 4052 o 4052/1 (con chiavi lunghe), 3 chiavi, 2 borchie cod. 0441 N

CONSTRUCTIVE FEATURES: Zinc and plastic plated steel case and cover - Stainless steel forend - Special chromed alloy self-centering dead bolt with lock-picking system - Chromed brass roller bolt.

WORKING: Key driven dead bolt - Pressure or key driven roller bolt.

HAND: No hand.

PROVIDED WITH: Forend spacer cod. 0623 N (forend 25 mm) or 2 cod. 0625 N (forend 22 mm), stainless steel fixing screws, assembling instructions.

For series 1400: 2 roses cod.0120 N, cylinder screw

For series 3400: Cylinder screw

For series 4400: Cross key cylinder cod.4052 or 4052/1 (with long keys), 3 keys, 2 roses cod.0441 N

COD.	NEW COD.	E	F	A	mandate *throws*	cilindro *cylinder*	chiave *key*	kg		
1435	1405.25.25	25	25	40	1			0,59	1	5
1435/F22	1405.25.22	25	22	40	1			0,57	1	5
1445	1405.30.25	30	25	45	1		-	0,62	1	5
1445/F22	1405.30.22	30	22	45	1			0,60	1	5
1455	1405.35.25	35	25	50	1			0,64	1	5
1455/F22	1405.35.22	35	22	50	1			0,62	1	5
3445	3405.30.25	30	25	45	1	Cilindro svizzero *Swiss profile cylinder*	-	0,60	1	5
3445/F22	3405.30.22	30	22	45	1			0,58	1	5
3455	3405.35.25	35	25	50	1			0,63	1	5
3455/F22	3405.35.22	35	22	50	1			0,61	1	5
4435	4405.25.25	25	25	40	1			0,67	1	5
4435/F22	4405.25.22	25	22	40	1			0,65	1	5
4445	4405.30.25	30	25	45	1	cod. 4052	cod. 4100	0,72	1	5
4445/F22	4405.30.22	30	22	45	1			0,70	1	5
4455	4405.35.25	35	25	50	1			0,74	1	5
4455/F22	4405.35.22	35	22	50	1			0,72	1	5
44**/1	44**/1.**.**	-	-	-	-	cod. 4052/1	cod. 4101	+ 0,02	-	-

Gancio - Hook bolt

NEW

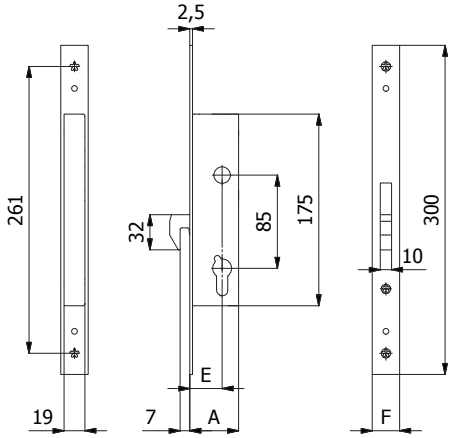

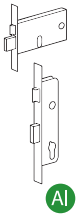

CARATTERISTICHE COSTRUTTIVE: Scatola e coperchio in acciaio zincato e plastificato - Frontale in acciaio inox - Gancio in acciaio inox.

FUNZIONAMENTO: Gancio comandato dalla chiave.

MANO: Unica.

PARTI IN DOTAZIONE: Sottofrontale cod. 0623 N (frontale 25 mm) oppure 2 cod. 0625 N (frontale 22 mm), viti di fissaggio in acciaio inox, istruzioni di montaggio.

Per serie 1400: 2 borchie cod. 0120 N, vite cilindro

Per serie 3400: Vite cilindro

Per serie 4400: Cilindro a spillo cod. 4052 o 4052/1 (con chiavi lunghe), 3 chiavi, 2 borchie cod. 0441 N

CONSTRUCTIVE FEATURES: Zinc and plastic plated steel case and cover - Stainless steel forend - Stainless steel hook bolt.

WORKING: Key driven hook bolt.

HAND: No hand.

PROVIDED WITH: Forend spacer cod. 0623 N (forend 25 mm) or 2 cod. 0625 N (forend 22 mm), stainless steel fixing screws, assembling instructions.

For series 1400: 2 roses cod.0120 N, cylinder screw

For series 3400: Cylinder screw

For series 4400: Cross key cylinder cod.4052 or 4052/1 (with long keys), 3 keys, 2 roses cod.0441 N

COD.	NEW COD.	E	F	A	mandate *throws*	cilindro *cylinder*	chiave *key*	kg		
1436	1406.25.25	25	25	40	1			0,51	1	5
1436/F22	1406.25.22	25	22	40	1			0,49	1	5
1446	1406.30.25	30	25	45	1		-	0,52	1	5
1446/F22	1406.30.22	30	22	45	1			0,50	1	5
1456	1406.35.25	35	25	50	1			0,56	1	5
1456/F22	1406.35.22	35	22	50	1			0,54	1	5
3446	3406.30.25	30	25	45	1	Cilindro svizzero *Swiss profile cylinder*	-	0,50	1	5
3446/F22	3406.30.22	30	22	45	1			0,48	1	5
3456	3406.35.25	35	25	50	1			0,53	1	5
3456/F22	3406.35.22	35	22	50	1			0,51	1	5
4436	4406.25.25	25	25	40	1			0,59	1	5
4436/F22	4406.25.22	25	22	40	1			0,57	1	5
4446	4406.30.25	30	25	45	1	cod. 4052	cod. 4100	0,61	1	5
4446/F22	4406.30.22	30	22	45	1			0,59	1	5
4456	4406.35.25	35	25	50	1			0,64	1	5
4456/F22	4406.35.22	35	22	50	1			0,62	1	5
44**/1	44**/1.**.**	-	-	-	-	cod. 4052/1	cod. 4101	+ 0,02	-	-

Catenaccio e scrocco regolabile 3 punti di chiusura - Dead and adjustable latch bolt 3 locking points

Scrocco intercambiabile con rullo cod. 01435 - Latch bolt interchangeable into roller bolt cod. 01435

NEW



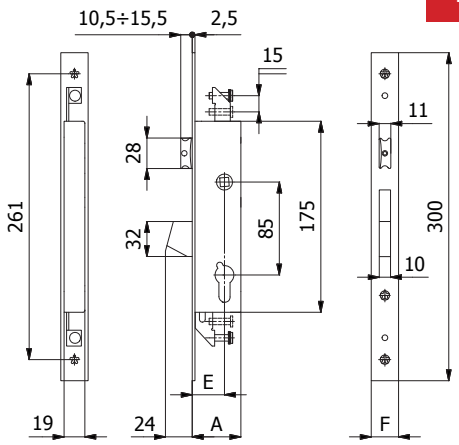

CARATTERISTICHE COSTRUTTIVE: Scatola e coperchio in acciaio zincato e plastificato - Frontale in acciaio inox - Catenaccio autocentrante in lega speciale cromata con sistema antiscasso - Scrocco in lega speciale cromata - Ingegno maniglia in lega speciale zincata foro ⌀ 8 mm.

FUNZIONAMENTO: Catenaccio comandato dalla chiave - Scrocco comandato dalla chiave o dalla maniglia.

MANO: Reversibile.

PARTI IN DOTAZIONE: Sottofrontale cod. 0623 N (frontale 25 mm) oppure 2 cod. 0625 N (frontale 22 mm), viti di fissaggio in acciaio inox, istruzioni di montaggio.

Per serie 1400: 2 borchie cod. 0120 N, vite cilindro

Per serie 3400: Vite cilindro

Per serie 4400: Cilindro a spillo cod. 4052 o 4052/1 (con chiavi lunghe), 3 chiavi, 2 borchie cod. 0441 N

CONSTRUCTIVE FEATURES: Zinc and plastic plated steel case and cover - Stainless steel forend - Special chromed alloy self-centering dead bolt with lock-picking system - Special chromed alloy latch bolt - Special zinc-plated alloy square spindle device ⌀ 8 mm.

WORKING: Key driven dead bolt - Handle or key driven latch bolt.

HAND: Reversible.

PROVIDED WITH: Forend spacer cod. 0623 N (forend 25 mm) or 2 cod. 0625 N (forend 22 mm), stainless steel fixing screws, assembling instructions.

For series 1400: 2 roses cod.0120 N, cylinder screw

For series 3400: Cylinder screw

For series 4400: Cross key cylinder cod.4052 or 4052/1 (with long keys), 3 keys, 2 roses cod.0441 N

COD.	NEW COD.	E	F	A	mandate *throws*	cilindro *cylinder*	chiave *key*	kg		
1460	1410.25.25	25	25	40	1			0,65	1	5
1460/F22	1410.25.22	25	22	40	1			0,63	1	5
1470	1410.30.25	30	25	45	1		-	0,68	1	5
1470/F22	1410.30.22	30	22	45	1			0,66	1	5
1480	1410.35.25	35	25	50	1			0,71	1	5
1480/F22	1410.35.22	35	22	50	1			0,69	1	5
3470	3410.30.25	30	25	45	1	Cilindro svizzero *Swiss profile cylinder*		0,66	1	5
3470/F22	3410.30.22	30	22	45	1		-	0,64	1	5
3480	3410.35.25	35	25	50	1			0,69	1	5
3480/F22	3410.35.22	35	22	50	1			0,67	1	5
4460	4410.25.25	25	25	40	1			0,73	1	5
4460/F22	4410.25.22	25	22	40	1			0,71	1	5
4470	4410.30.25	30	25	45	1	cod. 4052	cod. 4100	0,76	1	5
4470/F22	4410.30.22	30	22	45	1			0,74	1	5
4480	4410.35.25	35	25	50	1			0,79	1	5
4480/F22	4410.35.22	35	22	50	1			0,77	1	5
44**/1	44**/1.**.**	-	-	-	-	cod. 4052/1	cod. 4101	+ 0,02	-	-

Catenaccio 3 punti di chiusura - Dead bolt 3 locking points

NEW

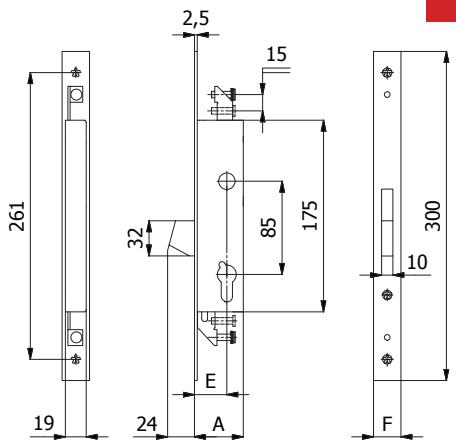

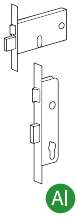

CARATTERISTICHE COSTRUTTIVE: Scatola e coperchio in acciaio zincato e plastificato - Frontale in acciaio inox - Catenaccio autocentrante in lega speciale cromata con sistema antiscasso.

FUNZIONAMENTO: Catenaccio comandato dalla chiave.

MANO: Unica.

PARTI IN DOTAZIONE: Sottofrontale cod. 0623 N (frontale 25 mm) oppure 2 cod. 0625 N (frontale 22 mm), viti di fissaggio in acciaio inox, istruzioni di montaggio.

Per serie 1400: 2 borchie cod. 0120 N, vite cilindro

Per serie 3400: Vite cilindro

Per serie 4400: Cilindro a spillo cod. 4052 o 4052/1 (con chiavi lunghe), 3 chiavi, 2 borchie cod. 0441 N

CONSTRUCTIVE FEATURES: Zinc and plastic plated steel case and cover - Stainless steel forend - Special chromed alloy self-centering dead bolt with lock-picking system.

WORKING: Key driven dead bolt.

HAND: No hand.

PROVIDED WITH: Forend spacer cod. 0623 N (forend 25 mm) or 2 cod. 0625 N (forend 22 mm), stainless steel fixing screws, assembling instructions.

For series 1400: 2 roses cod.0120 N, cylinder screw

For series 3400: Cylinder screw

For series 4400: Cross key cylinder cod.4052 or 4052/1 (with long keys), 2 keys, 2 roses cod.0441 N

COD.	NEW COD.	E	F	A	mandate *throws*	cilindro *cylinder*	chiave *key*	kg		
1461	1411.25.25	25	25	40	1			0,58	1	5
1461/F22	1411.25.22	25	22	40	1			0,56	1	5
1471	1411.30.25	30	25	45	1		-	0,60	1	5
1471/F22	1411.30.22	30	22	45	1			0,58	1	5
1481	1411.35.25	35	25	50	1			0,64	1	5
1481/F22	1411.35.22	35	22	50	1			0,62	1	5
3471	3411.30.25	30	25	45	1	Cilindro svizzero *Swiss profile cylinder*	-	0,58	1	5
3471/F22	3411.30.22	30	22	45	1			0,56	1	5
3481	3411.35.25	35	25	50	1			0,61	1	5
3481/F22	3411.35.22	35	22	50	1			0,59	1	5
4461	4411.25.25	25	25	40	1			0,68	1	5
4461/F22	4411.25.22	25	22	40	1			0,66	1	5
4471	4411.30.25	30	25	45	1	cod. 4052	cod. 4100	0,70	1	5
4471/F22	4411.30.22	30	22	45	1			0,68	1	5
4481	4411.35.25	35	25	50	1			0,73	1	5
4481/F22	4411.35.22	35	22	50	1			0,71	1	5
44**/1	44**/1.**.**	-	-	-	-	cod. 4052/1	cod. 4101	+ 0,02	-	-

Catenaccio e rullo regolabile 3 punti di chiusura - Dead and adjustable roller bolt 3 locking points

NEW



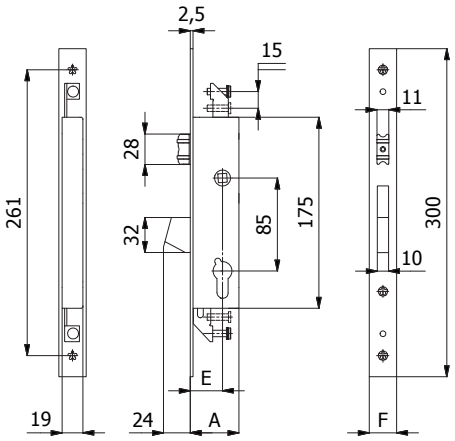

CARATTERISTICHE COSTRUTTIVE: Scatola e coperchio in acciaio zincato e plastificato - Frontale in acciaio inox - Catenaccio autocentrante in lega speciale cromata con sistema antiscasso - Rullo in ottone cromato.

FUNZIONAMENTO: Catenaccio comandato dalla chiave - Rullo comandato a pressione o dalla chiave.

MANO: Unica.

PARTI IN DOTAZIONE: Sottofrontale cod. 0623 N (frontale 25 mm) oppure 2 cod. 0625 N (frontale 22 mm), viti di fissaggio in acciaio inox, istruzioni di montaggio.

Per serie 1400: 2 borchie cod. 0120 N, vite cilindro

Per serie 3400: Vite cilindro

Per serie 4400: Cilindro a spillo cod. 4052 o 4052/1 (con chiavi lunghe), 3 chiavi, 2 borchie cod. 0441 N

CONSTRUCTIVE FEATURES: Zinc and plastic plated steel case and cover - Stainless steel forend - Special chromed alloy self-centering dead bolt with lock-picking system - Chromed brass roller bolt.

WORKING: Key driven dead bolt - Pressure or key driven roller bolt.

HAND: No hand.

PROVIDED WITH: Forend spacer cod. 0623 N (forend 25 mm) or 2 cod. 0625 N (forend 22 mm), stainless steel fixing screws, assembling instructions.

For series 1400: 2 roses cod.0120 N, cylinder screw

For series 3400: Cylinder screw

For series 4400: Cross key cylinder cod.4052 or 4052/1 (with long keys), 3 keys, 2 roses cod.0441 N

COD.	NEW COD.	E	F	A	mandate *throws*	cilindro *cylinder*	chiave *key*	kg		
1465	1415.25.25	25	25	40	1			0,65	1	5
1465/F22	1415.25.22	25	22	40	1			0,63	1	5
1475	1415.30.25	30	25	45	1		-	0,68	1	5
1475/F22	1415.30.22	30	22	45	1			0,66	1	5
1485	1415.35.25	35	25	50	1			0,71	1	5
1485/F22	1415.35.22	35	22	50	1			0,69	1	5
3475	3415.30.25	30	25	45	1	Cilindro svizzero *Swiss profile cylinder*	-	0,66	1	5
3475/F22	3415.30.22	30	22	45	1			0,64	1	5
3485	3415.35.25	35	25	50	1			0,69	1	5
3485/F22	3415.35.22	35	22	50	1			0,67	1	5
4465	4415.25.25	25	25	40	1			0,73	1	5
4465/F22	4415.25.22	25	22	40	1			0,71	1	5
4475	4415.30.25	30	25	45	1	cod. 4052	cod. 4100	0,76	1	5
4475/F22	4415.30.22	30	22	45	1			0,74	1	5
4485	4415.35.25	35	25	50	1			0,79	1	5
4485/F22	4415.35.22	35	22	50	1			0,77	1	5
44**/1	44**/1.**.**	-	-	-	-	cod. 4052/1	cod. 4101	+ 0,02	-	-

Gancio 3 punti di chiusura - Hook bolt 3 locking points

NEW

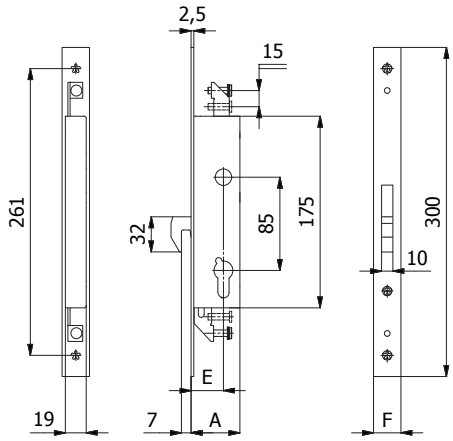

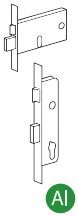

CARATTERISTICHE COSTRUTTIVE: Scatola e coperchio in acciaio zincato e plastificato - Frontale in acciaio inox - Gancio in acciaio inox.

FUNZIONAMENTO: Gancio comandato dalla chiave.

MANO: Unica.

PARTI IN DOTAZIONE: Sottofrontale cod. 0623 N (frontale 25 mm) oppure 2 cod. 0625 N (frontale 22 mm), vite cilindro, viti di fissaggio in acciaio inox, istruzioni di montaggio.

Per serie 1400: 2 borchie cod. 0120 N, vite cilindro

Per serie 3400: Vite cilindro

Per serie 4400: Cilindro a spillo cod. 4052 o 4052/1 (con chiavi lunghe), 3 chiavi, 2 borchie cod. 0441 N

CONSTRUCTIVE FEATURES: Zinc and plastic plated steel case and cover - Stainless steel forend - Stainless steel hook bolt.

WORKING: Key driven hook bolt.

HAND: No hand.

PROVIDED WITH: Forend spacer cod. 0623 N (forend 25 mm) or 2 cod. 0625 N (forend 22 mm), stainless steel fixing screws, assembling instructions.

For series 1400: 2 roses cod.0120 N, cylinder screw

For series 3400: Cylinder screw

For series 4400: Cross key cylinder cod.4052 or 4052/1 (with long keys), 3 keys, 2 roses cod.0441 N

COD.	NEW COD.	E	F	A	mandate *throws*	cilindro *cylinder*	chiave *key*	kg		
1466	1416.25.25	25	25	40	1			0,56	1	5
1466/F22	1416.25.22	25	22	40	1			0,54	1	5
1476	1416.30.25	30	25	45	1		-	0,59	1	5
1476/F22	1416.30.22	30	22	45	1			0,57	1	5
1486	1416.35.25	35	25	50	1			0,62	1	5
1486/F22	1416.35.22	35	22	50	1			0,60	1	5
3476	3416.30.25	30	25	45	1	Cilindro svizzero *Swiss profile cylinder*	-	0,56	1	5
3476/F22	3416.30.22	30	22	45	1			0,54	1	5
3486	3416.35.25	35	25	50	1			0,59	1	5
3486/F22	3416.35.22	35	22	50	1			0,57	1	5
4466	4416.25.25	25	25	40	1			0,66	1	5
4466/F22	4416.25.22	25	22	40	1			0,64	1	5
4476	4416.30.25	30	25	45	1	cod. 4052	cod. 4100	0,68	1	5
4476/F22	4416.30.22	30	22	45	1			0,66	1	5
4486	4416.35.25	35	25	50	1			0,71	1	5
4486/F22	4416.35.22	35	22	50	1			0,69	1	5
44**/1	44**/1.**.**	-	-	-	-	cod. 4052/1	cod. 4101	+ 0,02	-	-

Alto e basso 2 punti di chiusura - Top and bottom 2 locking points

NEW

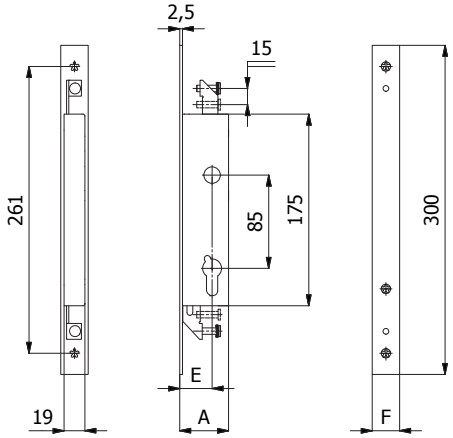

CARATTERISTICHE COSTRUTTIVE: Scatola e coperchio in acciaio zincato e plastificato - Frontale in acciaio inox.

FUNZIONAMENTO: Aste verticali comandate dalla chiave.

MANO: Unica.

PARTI IN DOTAZIONE: Sottofrontale cod. 0623 N (frontale 25 mm) oppure 2 cod. 0625 N (frontale 22 mm), viti di fissaggio in acciaio inox, istruzioni di montaggio.

Per serie 1400: 2 borchie cod. 0120 N, vite cilindro

Per serie 3400: Vite cilindro

Per serie 4400: Cilindro a spillo cod. 4052 o 4052/1 (con chiavi lunghe), 3 chiavi, 2 borchie cod. 0441 N

CONSTRUCTIVE FEATURES: Zinc and plastic plated steel case and cover - Stainless steel forend.

WORKING: Key driven vertical rods.

HAND: No hand.

PROVIDED WITH: Forend spacer cod. 0623 N (forend 25 mm) or 2 cod. 0625 N (forend 22 mm), stainless steel fixing screws, assembling instructions.

For series 1400: 2 roses cod.0120 N, cylinder screw

For series 3400: Cylinder screw

For series 4400: Cross key cylinder cod.4052 or 4052/1 (with long keys), 3 keys, 2 roses cod.0441 N

COD.	NEW COD.	E	F	A	mandate *throws*	cilindro *cylinder*	chiave *key*	kg		
1462	1412.25.25	25	25	40	1			0,53	1	5
1462/F22	1412.25.22	25	22	40	1			0,51	1	5
1472	1412.30.25	30	25	45	1		-	0,55	1	5
1472/F22	1412.30.22	30	22	45	1			0,53	1	5
1482	1412.35.25	35	25	50	1			0,60	1	5
1482/F22	1412.35.22	35	22	50	1			0,58	1	5
3472	3412.30.25	30	25	45	1	Cilindro svizzero *Swiss profile cylinder*	-	0,53	1	5
3472/F22	3412.30.22	30	22	45	1			0,51	1	5
3482	3412.35.25	35	25	50	1			0,56	1	5
3482/F22	3412.35.22	35	22	50	1			0,54	1	5
4462	4412.25.25	25	25	40	1			0,61	1	5
4462/F22	4412.25.22	25	22	40	1			0,59	1	5
4472	4412.30.25	30	25	45	1	cod. 4052	cod. 4100	0,65	1	5
4472/F22	4412.30.22	30	22	45	1			0,63	1	5
4482	4412.35.25	35	25	50	1			0,68	1	5
4482/F22	4412.35.22	35	22	50	1			0,66	1	5
44**/1	44**/1.**.**	-	-	-	-	cod. 4052/1	cod. 4101	+ 0,02	-	-

PROGETTATA E TESTATA SECONDO LA NORMA EUROPEA EN 12209:05
DESIGNED AND TESTED ACCORDING TO EUROPEAN STANDARD EN 12209:05

NEW

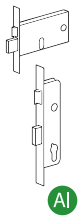

Scrocco, rullo e tappo intercambiabili
Interchangeable latch bolt, roller bolt and plug

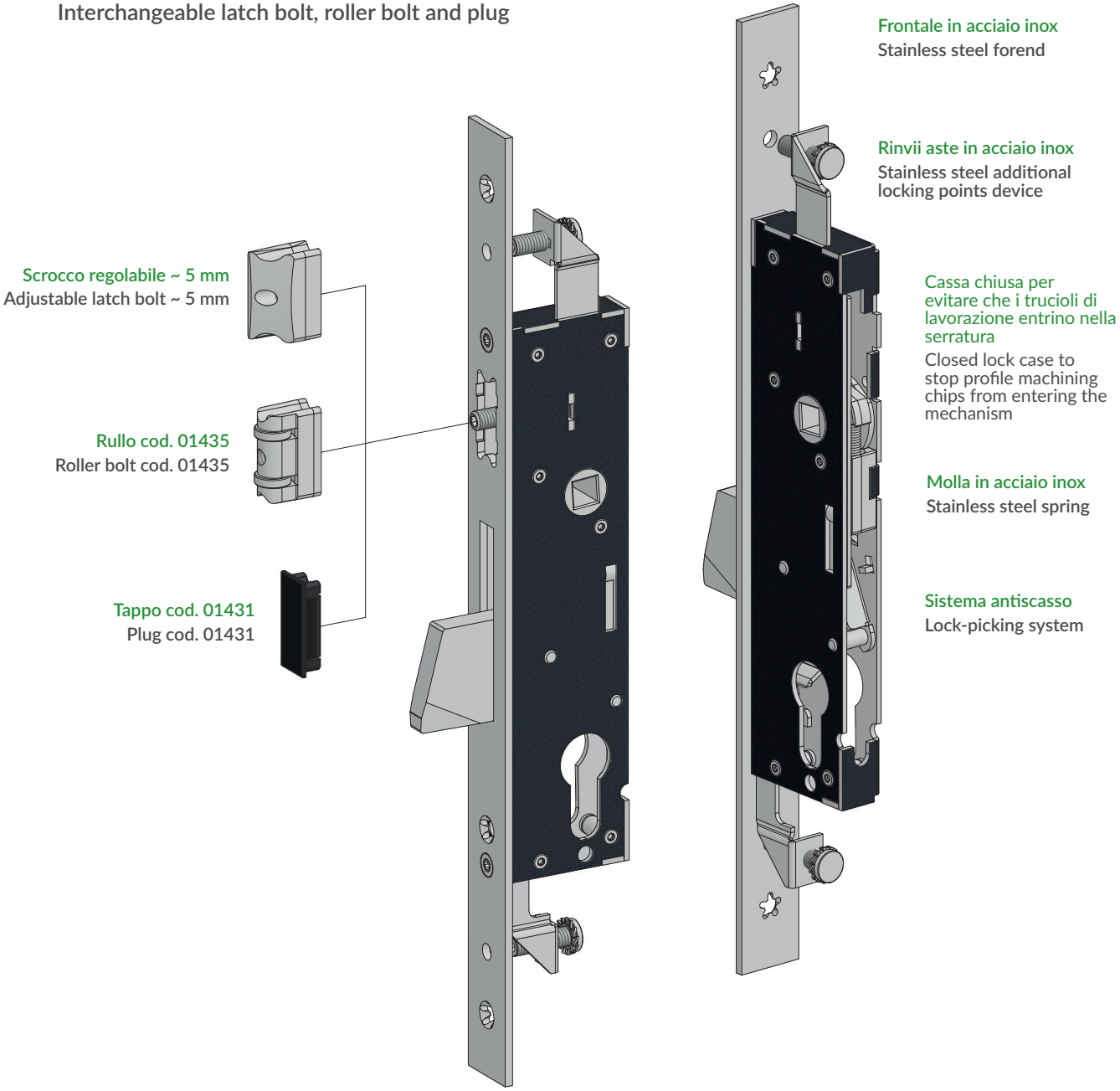

Cassa stretta da 15 mm: ideale per l'installazione sui profili a taglio termico e camera europea perchè riduce al minimo i fori sul profilo per l'installazione della serratura

Slim lockcase of 15 mm: ideal for all thermic and Euro Groove profiles as it reduces to the minimum the holes on the profiles for the installation of the lock



Serrature di sicurezza per montanti
Vertical security locks

Catenaccio e scrocco regolabile - Dead and adjustable latch bolt
Scrocco intercambiabile con rullo cod. 01435 - Latch bolt interchangeable into roller bolt cod.01435

NEW

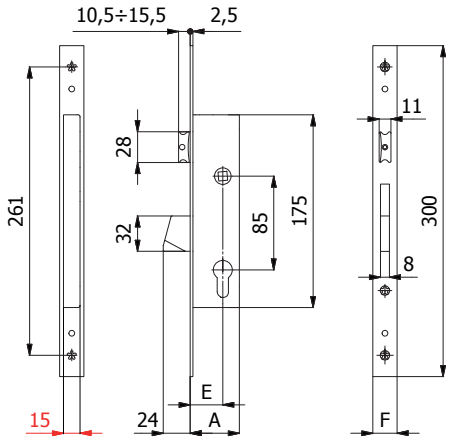

CARATTERISTICHE COSTRUTTIVE: Scatola e coperchio in acciaio zincato e plastificato - Frontale in acciaio inox - Catenaccio autocentrante in lega speciale cromata con sistema antiscasso - Scrocco in lega speciale cromata - Ingegno maniglia in lega speciale zincata foro ⌀ 8 mm.

FUNZIONAMENTO: Catenaccio comandato dalla chiave - Scrocco comandato dalla chiave o dalla maniglia.

MANO: Reversibile.

PARTI IN DOTAZIONE: 2 borchie cod. 0120 N, sottofrontale cod. 0623 N (frontale 25 mm) oppure 2 cod. 0625 N (frontale 22 mm), vite cilindro, viti di fissaggio in acciaio inox, istruzioni di montaggio.

CONSTRUCTIVE FEATURES: Zinc and plastic plated steel case and cover - Stainless steel forend - Special chromed alloy self-centering dead bolt with lock-picking system- Special chromed alloy latch bolt - Special zinc-plated alloy square spindle device ⌀ 8 mm.

WORKING: Key driven dead bolt - Handle or key driven latch bolt.

HAND: Reversible.

PROVIDED WITH: 2 roses cod. 0120 N, forend spacer cod. 0623 N (forend 25 mm) or 2 cod. 0625 N (forend 22 mm), cylinder screw, stainless steel fixing screws, assembling instructions.

COD.	E	F	A	mandate *throws*	kg		
1400S.25.16	25	16	40	1	0,40	1	5
1400S.25.22	25	22	40	1	0,44	1	5
1400S.25.25	25	25	40	1	0,46	1	5
1400S.30.16	30	16	45	1	0,43	1	5
1400S.30.22	30	22	45	1	0,46	1	5
1400S.30.25	30	25	45	1	0,48	1	5
1400S.35.16	35	16	50	1	0,45	1	5
1400S.35.22	35	22	50	1	0,49	1	5
1400S.35.25	35	25	50	1	0,51	1	5

Serrature di sicurezza per montanti
Vertical security locks

Catenaccio - Dead bolt

NEW

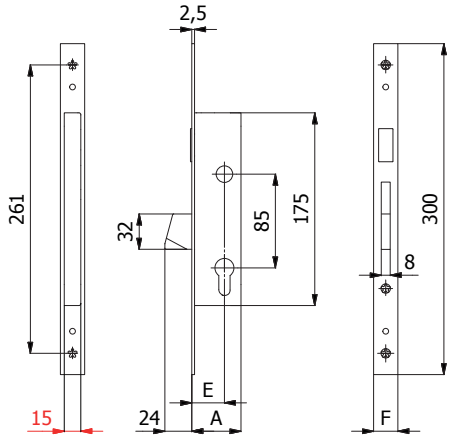

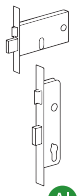

Al

CARATTERISTICHE COSTRUTTIVE: Scatola e coperchio in acciaio zincato e plastificato - Frontale in acciaio inox - Catenaccio autocentrante in lega speciale cromata con sistema antiscasso.

FUNZIONAMENTO: Catenaccio comandato dalla chiave.

MANO: Unica.

PARTI IN DOTAZIONE: 2 borchie cod. 0120 N, sottofrontale cod. 0623 N (frontale 25 mm) oppure 2 cod. 0625 N (frontale 22 mm), vite cilindro, viti di fissaggio in acciaio inox, istruzioni di montaggio.

CONSTRUCTIVE FEATURES: Zinc and plastic plated steel case and cover - Stainless steel forend - Special chromed alloy self-centering dead bolt with lock-picking system.

WORKING: Key driven dead bolt.

HAND: No hand.

PROVIDED WITH: 2 roses cod. 0120 N, forend spacer cod. 0623 N (forend 25 mm) or 2 cod. 0625 N (forend 22 mm), cylinder screw, stainless steel fixing screws, assembling instructions.

COD.	E	F	A	mandate *throws*	kg		
1401S.25.16	25	16	40	1	0,38	1	5
1401S.25.22	25	22	40	1	0,42	1	5
1401S.25.25	25	25	40	1	0,43	1	5
1401S.30.16	30	16	45	1	0,40	1	5
1401S.30.22	30	22	45	1	0,44	1	5
1401S.30.25	30	25	45	1	0,46	1	5
1401S.35.16	35	16	50	1	0,43	1	5
1401S.35.22	35	22	50	1	0,47	1	5
1401S.35.25	35	25	50	1	0,48	1	5

Serrature di sicurezza per montanti
Vertical security locks

Catenaccio e rullo regolabile - Dead and adjustable roller bolt

NEW



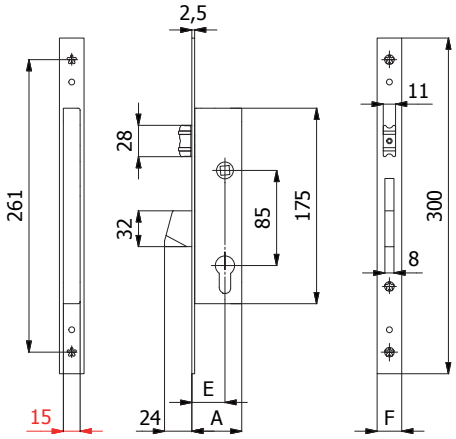

CARATTERISTICHE COSTRUTTIVE: Scatola e coperchio in acciaio zincato e plastificato - Frontale in acciaio inox - Catenaccio autocentrante in lega speciale cromata con sistema antiscasso - Rullo in ottone cromato

FUNZIONAMENTO: Catenaccio comandato dalla chiave - Rullo comandato a pressione o dalla chiave.

MANO: Unica.

PARTI IN DOTAZIONE: 2 borchie cod. 0120 N, sottofrontale cod. 0623 N (frontale 25 mm) oppure 2 cod. 0625 N (frontale 22 mm), vite cilindro, viti di fissaggio in acciaio inox, istruzioni di montaggio.

CONSTRUCTIVE FEATURES: Zinc and plastic plated steel case and cover - Stainless steel forend - Special chromed alloy self-centering dead bolt with lock-picking system - Chromed brass roller bolt

WORKING: Key driven dead bolt - Pressure or key driven roller bolt

HAND: No hand.

PROVIDED WITH: 2 roses cod. 0120 N, forend spacer cod. 0623 N (forend 25 mm) or 2 cod. 0625 N (forend 22 mm), cylinder screw, stainless steel fixing screws, assembling instructions.

COD.	E	F	A	mandate *throws*	kg		
1405S.25.16	25	16	40	1	0,40	1	5
1405S.25.22	25	22	40	1	0,44	1	5
1405S.25.25	25	25	40	1	0,46	1	5
1405S.30.16	30	16	45	1	0,43	1	5
1405S.30.22	30	22	45	1	0,46	1	5
1405S.30.25	30	25	45	1	0,48	1	5
1405S.35.16	35	16	50	1	0,45	1	5
1405S.35.22	35	22	50	1	0,49	1	5
1405S.35.25	35	25	50	1	0,51	1	5

Catenaccio e scrocco regolabile 3 punti di chiusura - Dead and adjustable latch bolt 3 locking points

Scrocco intercambiabile con rullo cod. 01435 - Latch bolt interchangeable into roller bolt cod.01435

NEW

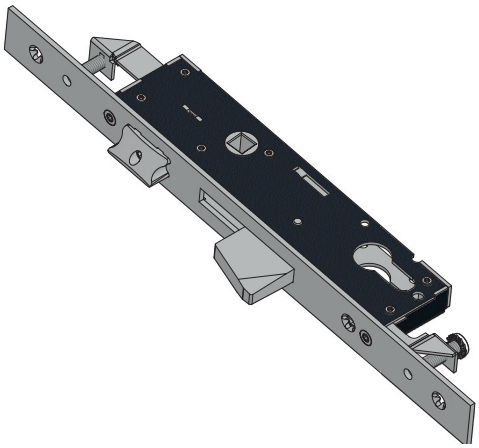

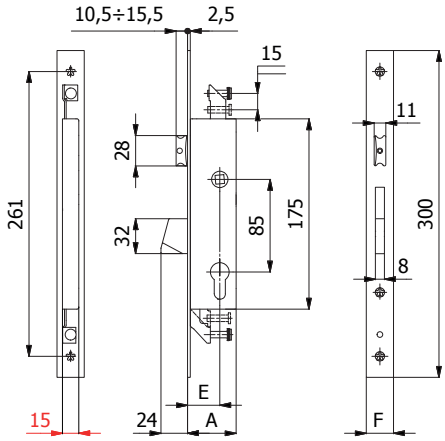

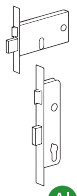

Al

CARATTERISTICHE COSTRUTTIVE: Scatola e coperchio in acciaio zincato e plastificato - Frontale in acciaio inox - Catenaccio autocentrante in lega speciale cromata con sistema antiscasso - Scrocco in lega speciale cromata - Ingegno maniglia in lega speciale zincata foro ⌀ 8 mm.

FUNZIONAMENTO: Catenaccio comandato dalla chiave - Scrocco comandato dalla chiave o dalla maniglia.

MANO: Reversibile.

PARTI IN DOTAZIONE: 2 borchie cod. 0120 N, sottofrontale cod. 0623 N (frontale 25 mm) oppure 2 cod. 0625 N (frontale 22 mm), vite cilindro, viti di fissaggio in acciaio inox, istruzioni di montaggio.

CONSTRUCTIVE FEATURES: Zinc and plastic plated steel case and cover - Stainless steel forend - Special chromed alloy self-centering dead bolt with lock-picking system - Special chromed alloy latch bolt - Special zinc-plated alloy square spindle device ⌀ 8 mm.

WORKING: Key driven dead bolt - Handle or key driven latch bolt.

HAND: Reversible.

PROVIDED WITH: 2 roses cod. 0120 N, forend spacer cod. 0623 N (forend 25 mm) or 2 cod. 0625 N (forend 22 mm), cylinder screw, stainless steel fixing screws, assembling instructions.

COD.	E	F	A	mandate *throws*	kg		
1410S.25.16	25	16	40	1	0,44	1	5
1410S.25.22	25	22	40	1	0,47	1	5
1410S.25.25	25	25	40	1	0,49	1	5
1410S.30.16	30	16	45	1	0,46	1	5
1410S.30.22	30	22	45	1	0,50	1	5
1410S.30.25	30	25	45	1	0,52	1	5
1410S.35.16	35	16	50	1	0,49	1	5
1410S.35.22	35	22	50	1	0,53	1	5
1410S.35.25	35	25	50	1	0,55	1	5

Serrature di sicurezza per montanti
Vertical security locks

Catenaccio 3 punti di chiusura - Dead bolt 3 locking points

NEW

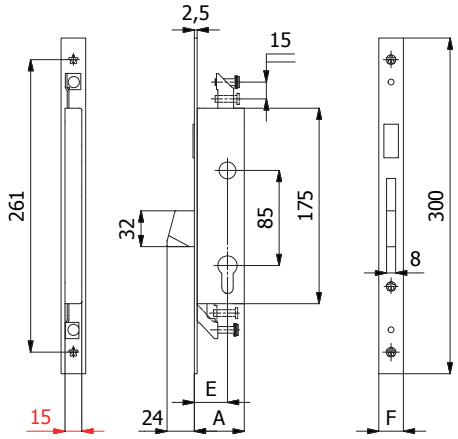

CARATTERISTICHE COSTRUTTIVE: Scatola e coperchio in acciaio zincato e plastificato - Frontale in acciaio inox - Catenaccio autocentrante in lega speciale cromata con sistema antiscasso.

FUNZIONAMENTO: Catenaccio comandato dalla chiave.

MANO: Unica.

PARTI IN DOTAZIONE: 2 borchie cod. 0120 N, sottofrontale cod. 0623 N (frontale 25 mm) oppure 2 cod. 0625 N (frontale 22 mm), vite cilindro, viti di fissaggio in acciaio inox, istruzioni di montaggio.

CONSTRUCTIVE FEATURES: Zinc and plastic plated steel case and cover - Stainless steel forend - Special chromed alloy self-centering dead bolt with lock-picking system.

WORKING: Key driven dead bolt.

HAND: No hand.

PROVIDED WITH: 2 roses cod. 0120 N, forend spacer cod. 0623 N (forend 25 mm) or 2 cod. 0625 N (forend 22 mm), cylinder screw, stainless steel fixing screws, assembling instructions.

COD.	E	F	A	mandate *throws*	kg		
1411S.25.16	25	16	40	1	0,41	1	5
1411S.25.22	25	22	40	1	0,45	1	5
1411S.25.25	25	25	40	1	0,47	1	5
1411S.30.16	30	16	45	1	0,44	1	5
1411S.30.22	30	22	45	1	0,48	1	5
1411S.30.25	30	25	45	1	0,50	1	5
1411S.35.16	35	16	50	1	0,47	1	5
1411S.35.22	35	22	50	1	0,51	1	5
1411S.35.25	35	25	50	1	0,53	1	5

Catenaccio e rullo regolabile 3 punti di chiusura - Dead and adjustable roller bolt 3 locking points

NEW

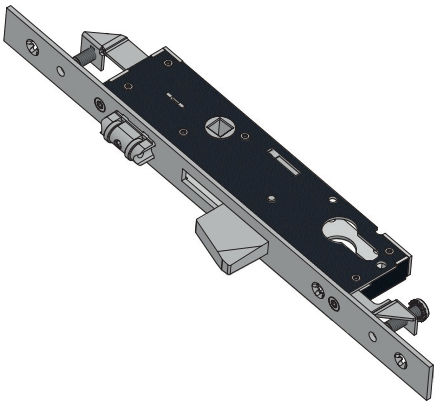

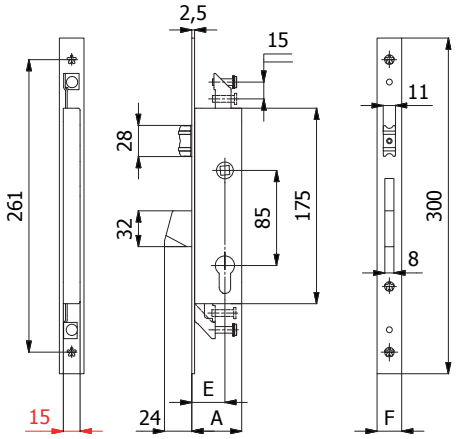

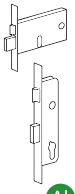

Al

CARATTERISTICHE COSTRUTTIVE: Scatola e coperchio in acciaio zincato e plastificato - Frontale in acciaio inox - Catenaccio autocentrante in lega speciale cromata con sistema antiscasso - Rullo in ottone cromato.

FUNZIONAMENTO: Catenaccio comandato dalla chiave - Rullo comandato a pressione o dalla chiave.

MANO: Unica.

PARTI IN DOTAZIONE: 2 borchie cod. 0120 N, sottofrontale cod. 0623 N (frontale 25 mm) oppure 2 cod. 0625 N (frontale 22 mm), vite cilindro, viti di fissaggio in acciaio inox, istruzioni di montaggio.

CONSTRUCTIVE FEATURES: Zinc and plastic plated steel case and cover - Stainless steel forend - Special chromed alloy self-centering dead bolt with lock-picking system - Chromed brass roller bolt.

WORKING: Key driven dead bolt - Pressure or key driven roller bolt.

HAND: No hand.

PROVIDED WITH: 2 roses cod. 0120 N, forend spacer cod. 0623 N (forend 25 mm) or 2 cod. 0625 N (forend 22 mm), cylinder screw, stainless steel fixing screws, assembling instructions.

COD.	E	F	A	mandate *throws*	kg		
1415S.25.16	25	16	40	1	0,44	1	5
1415S.25.22	25	22	40	1	0,47	1	5
1415S.25.25	25	25	40	1	0,49	1	5
1415S.30.16	30	16	45	1	0,46	1	5
1415S.30.22	30	22	45	1	0,50	1	5
1415S.30.25	30	25	45	1	0,52	1	5
1415S.35.16	35	16	50	1	0,49	1	5
1415S.35.22	35	22	50	1	0,53	1	5
1415S.35.25	35	25	50	1	0,55	1	5

Serrature di sicurezza per montanti
Vertical security locks

Alto e basso 2 punti di chiusura - Top and bottom 2 locking points

NEW

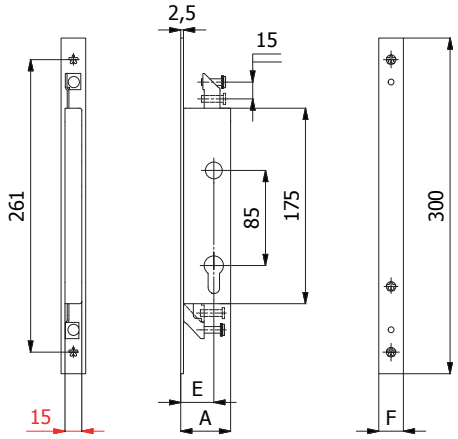

CARATTERISTICHE COSTRUTTIVE: Scatola e coperchio in acciaio zincato e plastificato - Frontale in acciaio inox.

FUNZIONAMENTO: Aste verticali comandate dalla chiave.

MANO: Unica.

PARTI IN DOTAZIONE: 2 borchie cod. 0120 N, sottofrontale cod. 0623 N (frontale 25 mm) oppure 2 cod. 0625 N (frontale 22 mm), vite cilindro, viti di fissaggio in acciaio inox, istruzioni di montaggio.

CONSTRUCTIVE FEATURES: Zinc and plastic plated steel case and cover - Stainless steel forend.

WORKING: Key driven vertical rods.

HAND: No hand.

PROVIDED WITH: 2 roses cod. 0120 N, forend spacer cod. 0623 N (forend 25 mm) or 2 cod. 0625 N (forend 22 mm), cylinder screw, stainless steel fixing screws, assembling instructions.

COD.	E	F	A	mandate *throws*	kg		
1412S.25.16	25	16	40	1	0,39	1	5
1412S.25.22	25	22	40	1	0,44	1	5
1412S.25.25	25	25	40	1	0,46	1	5
1412S.30.16	30	16	45	1	0,42	1	5
1412S.30.22	30	22	45	1	0,47	1	5
1412S.30.25	30	25	45	1	0,49	1	5
1412S.35.16	35	16	50	1	0,46	1	5
1412S.35.22	35	22	50	1	0,51	1	5
1412S.35.25	35	25	50	1	0,53	1	5

Catenaccio, scrocco regolabile e pistone regolabile
Dead bolt, adjustable latch bolt and adjustable piston

NEW

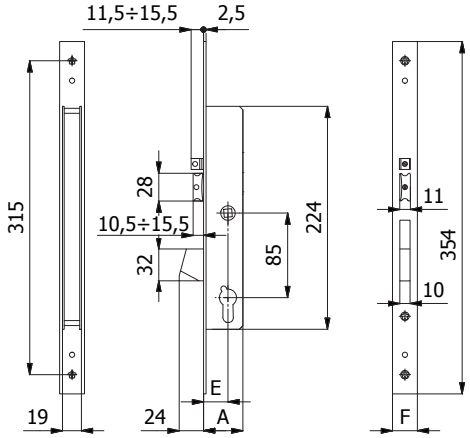

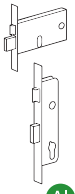

CARATTERISTICHE COSTRUTTIVE: Scatola e coperchio in acciaio zincato e plastificato - Frontale in acciaio inox - Catenaccio autocentrante in lega speciale cromata con sistema antiscasso - Scrocco in lega speciale cromata - Pistone di ricarica in acciaio cromato - Ingegno maniglia in lega speciale zincata foro ⌀ 8 mm - Bobina cod. 037 (12V-10W a.c./d.c.) CE.

FUNZIONAMENTO: Catenaccio comandato dalla chiave - Scrocco comandato dalla chiave, dalla maniglia o dal comando elettrico a distanza - Il funzionamento è garantito anche in mancanza di corrente.

MANO: Reversibile.

PARTI IN DOTAZIONE: 2 sottofrontali cod. 0626 N (frontale 25 mm) oppure 2 cod. 0625 N (frontale 22 mm), viti di fissaggio in acciaio inox, istruzioni di montaggio.

Per serie 1400: 2 borchie cod. 0120 N, vite cilindro

Per serie 4400: Cilindro a spillo cod. 4052 o 4052/1 (con chiavi lunghe), 3 chiavi, 2 borchie cod. 0441 N

CONSTRUCTIVE FEATURES: Zinc and plastic plated steel case and cover - Stainless steel forend - Special chromed alloy self-centering dead bolt with lock-picking system - chromed alloy latch bolt - Chromed steel piston - Special zinc-plated alloy square spindle device ⌀ 8 mm - Coil set cod. 037 (12V-10W a.c./d.c.) CE.

WORKING: Key driven dead bolt - Key, handle or remote control driven latch bolt - Working is assured also without current.

HAND: Reversible.

PROVIDED WITH: 2 forend spacers cod. 0626 N (forend 25 mm) or 2 cod. 0625 N (forend 22 mm), stainless steel fixing screws, assembling instructions.

For series 1400: 2 roses cod.0120 N, cylinder screw

For series 4400: Cross key cylinder cod.4052 or 4052/1 (with long keys), 3 keys, 2 roses cod.0441 N

COD.	NEW COD.	E	F	A	mandate *throws*	cilindro *cylinder*	chiave *key*	kg		
1437	1408Q.25.25	25	25	40	1			0,70	1	-
1437/F22	1408Q.25.22	25	22	40	1			0,68	1	-
1447	1408Q.30.25	30	25	45	1		-	0,74	1	-
1447/F22	1408Q.30.22	30	22	45	1			0,72	1	-
1457	1408Q.35.25	35	25	50	1			0,78	1	-
1457/F22	1408Q.35.22	35	22	50	1			0,76	1	-
4437	4408Q.25.25	25	25	40	1			0,79	1	-
4437/F22	4408Q.25.22	25	22	40	1			0,77	1	-
4447	4408Q.30.25	30	25	45	1	cod. 4052	cod. 4100	0,83	1	-
4447/F22	4408Q.30.22	30	22	45	1			0,81	1	-
4457	4408Q.35.25	35	25	50	1			0,87	1	-
4457/F22	4408Q.35.22	35	22	50	1			0,85	1	-
44**/1	44**/1.**.**	-	-	-	-	cod. 4052/1	cod. 4101	+ 0,02	-	-

Catenaccio e scrocco - Dead and latch bolt

NEW



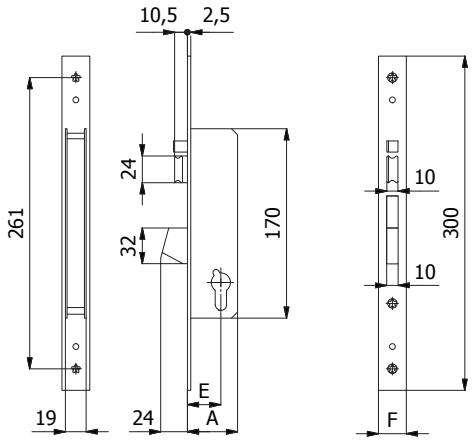

CARATTERISTICHE COSTRUTTIVE: Scatola e coperchio in acciaio zincato e plastificato - Frontale in acciaio inox - Catenaccio autocentrante in lega speciale cromata con sistema antiscasso - Scrocco in ottone cromato - Pistone di ricarica in acciaio cromato- Bobina cod. 038 (12V-10W a.c./d.c.) CE.

FUNZIONAMENTO: Catenaccio comandato dalla chiave - Scrocco comandato dalla chiave, dal comando elettrico a distanza o dal pulsante meccanico cod. 058 - Il funzionamento è garantito anche in mancanza di corrente.

FERMO A GIORNO: Con il pulsante meccanico cod. 059 è consentito il bloccaggio dell'elettroserratura in posizione di "aperto".

MANO: Reversibile.

PARTI IN DOTAZIONE: Sottofrontale cod. 0623 N (frontale 25 mm) oppure 2 cod. 0625 N (frontale 22 mm), viti di fissaggio in acciaio inox, istruzioni di montaggio.

Per serie 1400: 2 borchie cod. 0120 N, vite cilindro

Per serie 4400: Cilindro a spillo cod. 4052 o 4052/1 (con chiavi lunghe), 3 chiavi, 2 borchie cod. 0441 N

CONSTRUCTIVE FEATURES: Zinc and plastic plated steel case and cover - Stainless steel forend - Special chromed alloy self-centering dead bolt with lock-picking system - Chromed brass latch bolt - Chromed steel piston - Coil set cod. 038 (12V-10W a.c./d.c.) CE.

WORKING: Key driven dead bolt - Key, remote control or push-button cod. 058 driven latch bolt - Working is assured also without current.

HOLD OPEN DEVICE: With push-button cod. 059, it is possible to block the electric lock in its "open" position.

HAND: Reversible.

PROVIDED WITH: Forend spacer cod. 0623 N (forend 25 mm) or 2 cod. 0625 N (forend 22 mm), stainless steel fixing screws, assembling instructions.

For series 1400: 2 roses cod.0120 N, cylinder screw

For series 4400: Cross key cylinder cod.4052 or 4052/1 (with long keys), 3 keys, 2 roses cod.0441 N

COD.	NEW COD.	E	F	A	mandate *throws*	cilindro *cylinder*	chiave *key*	kg		
1438	1408.25.25	25	25	40	1			0,61	1	5
1438/F22	1408.25.22	25	22	40	1			0,59	1	5
1448	1408.30.25	30	25	45	1		-	0,64	1	5
1448/F22	1408.30.22	30	22	45	1			0,62	1	5
1458	1408.35.25	35	25	50	1			0,68	1	5
1458/F22	1408.35.22	35	22	50	1			0,66	1	5
4438	4408.25.25	25	25	40	1			0,70	1	5
4438/F22	4408.25.22	25	22	40	1			0,68	1	5
4448	4408.30.25	30	25	45	1	cod. 4052	cod. 4100	0,73	1	5
4448/F22	4408.30.22	30	22	45	1			0,71	1	5
4458	4408.35.25	35	25	50	1			0,77	1	5
4458/F22	4408.35.22	35	22	50	1			0,75	1	5
44**/1	44**/1.**.**	-	-	-	-	cod. 4052/1	cod. 4101	+ 0,02	-	-

Scrocco - Latch bolt

NEW

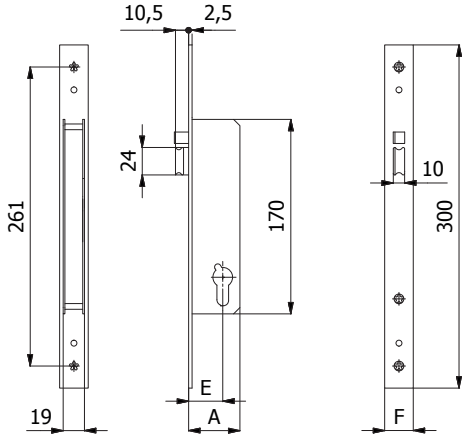

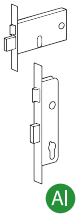

CARATTERISTICHE COSTRUTTIVE: Scatola e coperchio in acciaio zincato e plastificato - Frontale in acciaio inox - Scrocco in ottone cromato - Pistone di ricarica in acciaio cromato - Bobina cod. 038 (12V-10W a.c./d.c.) CE.

FUNZIONAMENTO: Scrocco comandato dalla chiave, dal comando elettrico a distanza o dal pulsante meccanico cod. 058 - Il funzionamento è garantito anche in mancanza di corrente.

FERMO A GIORNO: Con il pulsante meccanico cod. 059 è consentito il bloccaggio dell'elettroserratura in posizione di "aperto".

MANO: Reversibile.

PARTI IN DOTAZIONE: Sottofrontale cod. 0623 N (frontale 25 mm) oppure 2 cod. 0625 N (frontale 22 mm), viti di fissaggio in acciaio inox, istruzioni di montaggio.

Per serie 1400: 2 borchie cod. 0120 N, vite cilindro

Per serie 4400: Cilindro a spillo cod. 4052 o 4052/1 (con chiavi lunghe), 3 chiavi, 2 borchie cod. 0441 N

CONSTRUCTIVE FEATURES: Zinc and plastic plated steel case and cover - Stainless steel forend - Chromed brass latch bolt - Chromed steel piston - Coil set cod. 038 (12V-10W a.c./d.c.) CE.

WORKING: Key, remote control or push-button cod. 058 driven latch bolt - Working is assured also without current.

HOLD OPEN DEVICE: With push-button cod. 059, it is possible to block the electric lock in its "open" position.

HAND: Reversible.

PROVIDED WITH: Forend spacer cod. 0623 N (forend 25 mm) or 2 cod. 0625 N (forend 22 mm), stainless steel fixing screws, assembling instructions.

For series 1400: 2 roses cod.0120 N, cylinder screw

For series 4400: Cross key cylinder cod.4052 or 4052/1 (with long keys), 3 keys, 2 roses cod.0441 N

COD.	NEW COD.	E	F	A	mandate *throws*	cilindro *cylinder*	chiave *key*	kg		
1439	1409.25.25	25	25	40	1			0,61	1	5
1439/F22	1409.25.22	25	22	40	1			0,59	1	5
1449	1409.30.25	30	25	45	1		-	0,64	1	5
1449/F22	1409.30.22	30	22	45	1			0,62	1	5
1459	1409.35.25	35	25	50	1			0,68	1	5
1459/F22	1409.35.22	35	22	50	1			0,66	1	5
4439	4409.25.25	25	25	40	1			0,70	1	5
4439/F22	4409.25.22	25	22	40	1			0,68	1	5
4449	4409.30.25	30	25	45	1	cod. 4052	cod. 4100	0,73	1	5
4449/F22	4409.30.22	30	22	45	1			0,71	1	5
4459	4409.35.25	35	25	50	1			0,77	1	5
4459/F22	4409.35.22	35	22	50	1			0,75	1	5
44**/1	44**/1.**.**	-	-	-	-	cod. 4052/1	cod. 4101	+ 0,02	-	-

Scrocco regolabile, pistone regolabile e quadro maniglia
Adjustable latch bolt, adjustable piston and square spindle

NEW

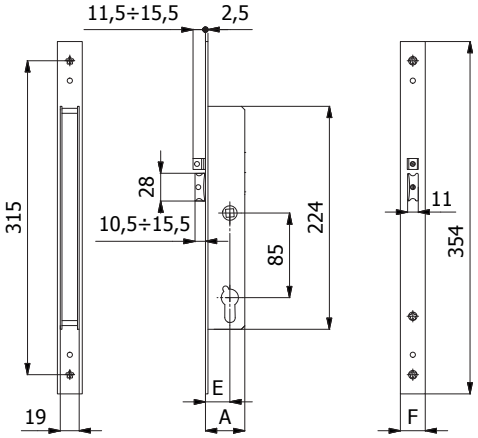

CARATTERISTICHE COSTRUTTIVE: Scatola e coperchio in acciaio zincato e plastificato - Frontale in acciaio inox - Scrocco in in lega speciale cromata- Pistone di ricarica in acciaio cromata- Ingegno maniglia in lega speciale zincata foro ⌀ 8 mm - Bobina cod. 037 (12V-10W a.c./d.c.) CE.

FUNZIONAMENTO: Scrocco comandato dalla chiave, dalla maniglia o dal comando elettrico a distanza - Il funzionamento è garantito anche in mancanza di corrente.

MANO: Reversibile.

PARTI IN DOTAZIONE: 2 sottofrontali cod. 0626 N (frontale 25 mm) oppure 2 cod. 0625 N (frontale 22 mm), viti di fissaggio in acciaio inox, istruzioni di montaggio.

Per serie 1400: 2 borchie cod. 0120 N, vite cilindro

Per serie 4400: Cilindro a spillo cod. 4052 o 4052/1 (con chiavi lunghe), 3 chiavi, 2 borchie cod. 0441 N

CONSTRUCTIVE FEATURES: Zinc and plastic plated steel case and cover - Stainless steel forend - Special nickel-plated alloy latch bolt - Chromed steel piston - Special zinc-plated alloy square spindle device ⌀ 8 mm - Coil set cod. 037 (12V-10W a.c./d.c.) CE.

WORKING: Key, handle or remote control driven latch bolt - Working is assured also without current.

HAND: Reversible.

PROVIDED WITH: 2 forend spacer cod. 0626 N (forend 25 mm) or 2 cod. 0625 N (forend 22 mm), stainless steel fixing screws, assembling instructions.

For series 1400: 2 roses cod.0120 N, cylinder screw

For series 4400: Cross key cylinder cod.4052 or 4052/1 (with long keys), 3 keys, 2 roses cod.0441 N

COD.	NEW COD.	E	F	A	mandate *throws*	cilindro *cylinder*	chiave *key*	kg		
14379	1409Q.25.25	25	25	40	1			0,70	1	-
14379/F22	1409Q.25.22	25	22	40	1			0,68	1	-
14479	1409Q.30.25	30	25	45	1		-	0,74	1	-
14479/F22	1409Q.30.22	30	22	45	1			0,72	1	-
14579	1409Q.35.25	35	25	50	1			0,78	1	-
14579/F22	1409Q.35.22	35	22	50	1			0,76	1	-
44379	4409Q.25.25	25	25	40	1			0,79	1	-
44379/F22	4409Q.25.22	25	22	40	1			0,77	1	-
44479	4409Q.30.25	30	25	45	1	cod. 4052	cod. 4100	0,83	1	-
44479/F22	4409Q.30.22	30	22	45	1			0,81	1	-
44579	4409Q.35.25	35	25	50	1			0,87	1	-
44579/F22	4409Q.35.22	35	22	50	1			0,85	1	-
44**/1	44**/1.**.**	-	-	-	-	cod. 4052/1	cod. 4101	+ 0,02	-	-

Elettroserrature di sicurezza per montanti
Vertical security electric locks

Catenaccio, scrocco regolabile, pistone regolabile 3 punti di chiusura
Dead bolt, adjustable latch bolt and adjustable piston 3 locking points

NEW

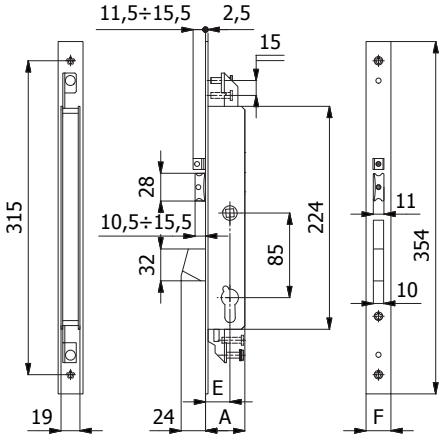

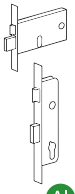

AI

CARATTERISTICHE COSTRUTTIVE: Scatola e coperchio in acciaio zincato e plastificato - Frontale in acciaio inox - Catenaccio autocentrante in lega speciale cromata con sistema antiscasso - Scrocco in lega speciale cromata - Pistone di ricarica in acciaio cromato - Ingegno maniglia in lega speciale zincata foro ⌑ 8 mm - Bobina cod. 037 (12V-10W a.c./d.c.) CE.

FUNZIONAMENTO: Catenaccio comandato dalla chiave - Scrocco comandato dalla chiave, dalla maniglia o dal comando elettrico a distanza - Il funzionamento è garantito anche in mancanza di corrente.

MANO: Reversibile.

PARTI IN DOTAZIONE: 2 sottofrontali cod. 0626 N (frontale 25 mm) oppure 2 cod. 0625 N (frontale 22 mm), viti di fissaggio in acciaio inox, istruzioni di montaggio.

Per serie 1400: 2 borchie cod. 0120 N, vite cilindro

Per serie 4400: Cilindro a spillo cod. 4052 o 4052/1 (con chiavi lunghe), 3 chiavi, 2 borchie cod. 0441 N

CONSTRUCTIVE FEATURES: Zinc and plastic plated steel case and cover - Stainless steel forend - Special chromed alloy self-centering dead bolt with lock-picking system - Special chromed alloy latch bolt - Chromed steel piston - Special zinc-plated alloy square spindle device ⌑ 8 mm - Coil set cod. 037 (12V-10W a.c./d.c.) CE.

WORKING: Key driven dead bolt - Key, handle or remote control driven latch bolt - Working is assured also without current.

HAND: Reversible.

PROVIDED WITH: 2 forend spacers cod. 0626 N (forend 25 mm) or 2 cod. 0625 N (forend 22 mm), stainless steel fixing screws, assembling instructions.

For series 1400: 2 roses cod.0120 N, cylinder screw

For series 4400: Cross key cylinder cod.4052 or 4052/1 (with long keys), 3 keys, 2 roses cod.0441 N

COD.	NEW COD.	E	F	A	mandate *throws*	cilindro *cylinder*	chiave *key*	kg		
1467	1418Q.25.25	25	25	40	1			0,74	1	-
1467/F22	1418Q.25.22	25	22	40	1			0,72	1	-
1477	1418Q.30.25	30	25	45	1		-	0,78	1	-
1477/F22	1418Q.30.22	30	22	45	1			0,76	1	-
1487	1418Q.35.25	35	25	50	1			0,82	1	-
1487/F22	1418Q.35.22	35	22	50	1			0,80	1	-
4467	4418Q.25.25	25	25	40	1			0,83	1	-
4467/F22	4418Q.25.22	25	22	40	1			0,81	1	-
4477	4418Q.30.25	30	25	45	1	cod. 4052	cod. 4100	0,87	1	-
4477/F22	4418Q.30.22	30	22	45	1			0,85	1	-
4487	4418Q.35.25	35	25	50	1			0,92	1	-
4487/F22	4418Q.35.22	35	22	50	1			0,90	1	-
44**/1	44**/1.**.**	-	-	-	-	cod. 4052/1	cod. 4101	+ 0,02	-	-

Catenaccio e scrocco 3 punti di chiusura - Dead and latch bolt 3 locking points

NEW



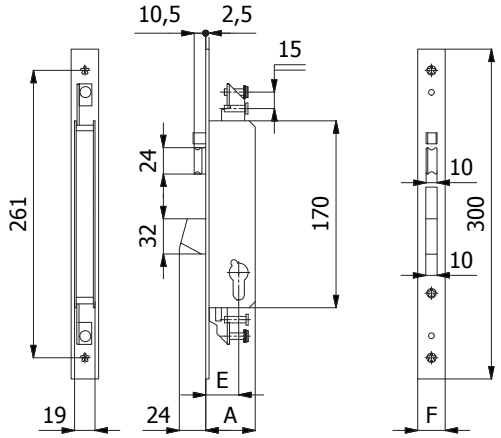

CARATTERISTICHE COSTRUTTIVE: Scatola e coperchio in acciaio zincato e plastificato - Frontale in acciaio inox - Catenaccio autocentrante in lega speciale cromata con sistema antiscasso - Scrocco in ottone cromato - Pistone di ricarica in acciaio cromato- Bobina cod. 038 (12V-10W a.c./d.c.) CE.

FUNZIONAMENTO: Catenaccio comandato dalla chiave - Scrocco comandato dalla chiave, dal comando elettrico a distanza o dal pulsante meccanico cod. 058 - Il funzionamento è garantito anche in mancanza di corrente.

FERMO A GIORNO: Con il pulsante meccanico cod. 059 è consentito il bloccaggio dell'elettroserratura in posizione di "aperto".

MANO: Reversibile.

PARTI IN DOTAZIONE: Sottofrontale cod. 0623 N (frontale 25 mm) oppure 2 cod. 0625 N (frontale 22 mm), viti di fissaggio in acciaio inox, istruzioni di montaggio.

Per serie 1400: 2 borchie cod. 0120 N, vite cilindro

Per serie 4400: Cilindro a spillo cod. 4052 o 4052/1 (con chiavi lunghe), 3 chiavi, 2 borchie cod. 0441 N

CONSTRUCTIVE FEATURES: Zinc and plastic plated steel case and cover - Stainless steel forend - Special chromed alloy self-centering dead bolt with lock-picking system - Chromed brass latch bolt - Chromed steel piston - Coil set cod. 038 (12V-10W a.c./d.c.) CE.

WORKING: Key driven dead bolt - Key, remote control or push-button cod. 058 driven latch bolt - Working is assured also without current.

HOLD OPEN DEVICE: With push-button cod. 059, it is possible to block the electric lock in its "open" position.

HAND: Reversible.

PROVIDED WITH: Forend spacer cod. 0623 N (forend 25 mm) or 2 cod. 0625 N (forend 22 mm), stainless steel fixing screws, assembling instructions.

For series 1400: 2 roses cod.0120 N, cylinder screw

For series 4400: Cross key cylinder cod.4052 or 4052/1 (with long keys), 3 keys, 2 roses cod.0441 N

COD.	NEW COD.	E	F	A	mandate *throws*	cilindro *cylinder*	chiave *key*	kg		
1468	1418.25.25	25	25	40	1			0,65	1	5
1468/F22	1418.25.22	25	22	40	1			0,63	1	5
1478	1418.30.25	30	25	45	1		-	0,68	1	5
1478/F22	1418.30.22	30	22	45	1			0,66	1	5
1488	1418.35.25	35	25	50	1			0,73	1	5
1488/F22	1418.35.22	35	22	50	1			0,71	1	5
4468	4418.25.25	25	25	40	1			0,74	1	5
4468/F22	4418.25.22	25	22	40	1			0,72	1	5
4478	4418.30.25	30	25	45	1	cod. 4052	cod. 4100	0,77	1	5
4478/F22	4418.30.22	30	22	45	1			0,75	1	5
4488	4418.35.25	35	25	50	1			0,82	1	5
4488/F22	4418.35.22	35	22	50	1			0,80	1	5
44**/1	44**/1.**.**	-	-	-	-	cod. 4052/1	cod. 4101	+ 0,02	-	-

Serrature di sicurezza ad ingranaggi per montanti
Vertical security locks with gear mechanism movements

PROGETTATA E TESTATA SECONDO LA NORMA EUROPEA EN 12209:05
DESIGNED AND TESTED ACCORDING TO EUROPEAN STANDARD EN 12209:05

AD ESAURIMENTO
END OF LINE

Scrocco, rullo e tappo intercambiabili
Interchangeable latch bolt, roller bolt and plug

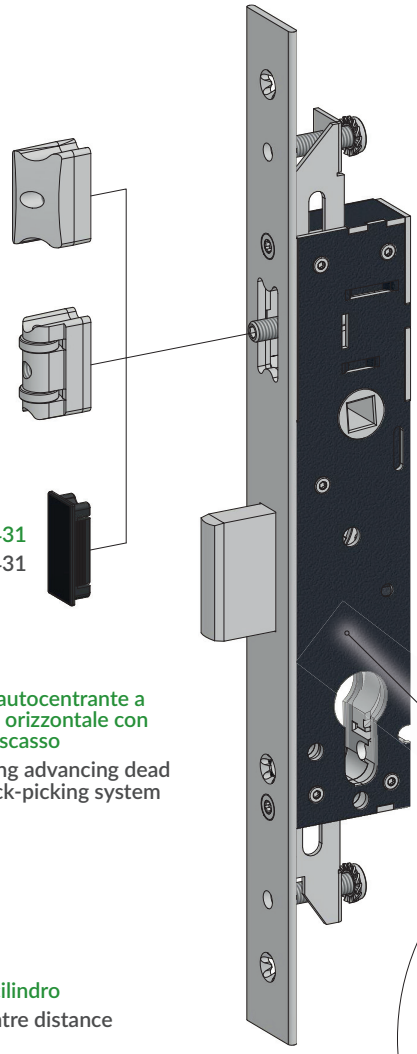

Scrocco regolabile ~ 5 mm
Adjustable latch bolt ~ 5 mm

Rullo cod. 01435
Roller bolt cod. 01435

Tappo cod. 01431
Plug cod. 01431

Catenaccio autocentrante a scorrimento orizzontale con sistema antiscasso
Self-centering advancing dead bolt with lock-picking system

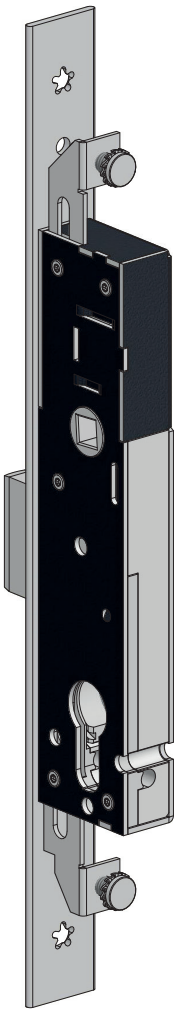

Frontale in acciaio inox
Stainless steel forend

Rinvii aste in acciaio inox
Stainless steel additional locking points device

Cassa da 19 mm chiusa per evitare che i trucioli di lavorazione entrino nella serratura
19 mm closed lock case to stop profile machining chips from entering the mechanism

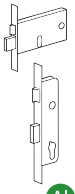

Predisposizione per montaggio della borchia di protezione cilindro (defender)
Designed to be fitted with security escutcheon providing additional protection for the cylinder

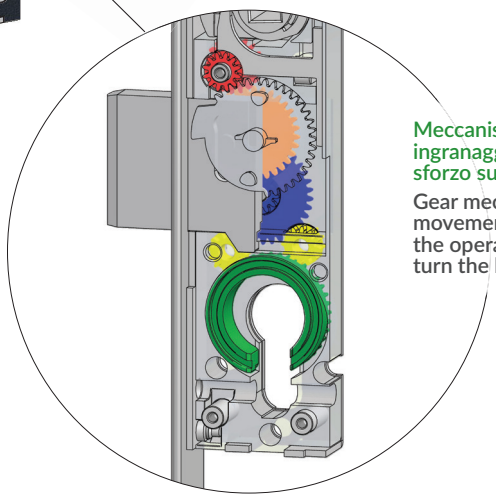

Meccanismo ad ingranaggi che riduce lo sforzo sulla chiave
Gear mechanism movement that reduces the operating force to turn the key

Interasse maniglia/cilindro
Handle/cylinder centre distance

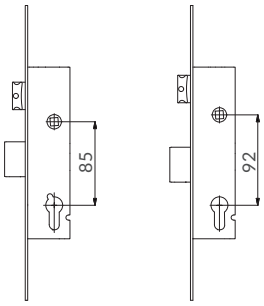

serie series	1600 - 1610	1620 - 1630

Catenaccio e scrocco regolabile - Dead and adjustable latch bolt

Scrocco intercambiabile con rullo cod. 01435- Latch bolt interchangeable into roller bolt cod. 01435

AD ESAURIMENTO
END OF LINE

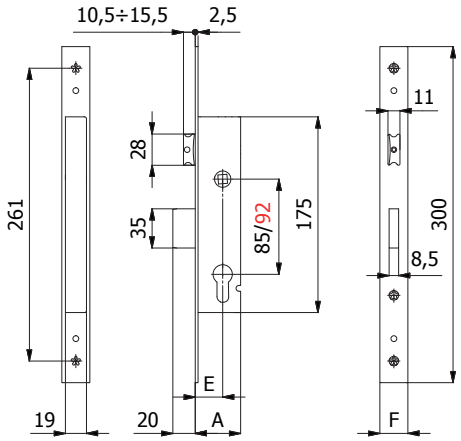

CARATTERISTICHE COSTRUTTIVE: Scatola e coperchio in acciaio zincato e plastificato - Frontale in acciaio inox - Catenaccio autocentrante in lega speciale cromata con sistema antiscasso - Scrocco in lega speciale cromata - Ingegno maniglia in lega speciale zincata foro ⌀ 8 mm

FUNZIONAMENTO: Catenaccio comandato dalla chiave - Scrocco comandato dalla chiave o dalla maniglia.

MANO: Reversibile.

PARTI IN DOTAZIONE: 2 borchie cod. 0120 N, sottofrontale cod. 0623 N (frontale 25 mm) oppure 2 cod. 0625 N (frontale 22 mm), vite cilindro, viti di fissaggio in acciaio inox, istruzioni di montaggio.

CONSTRUCTIVE FEATURES: Zinc and plastic plated steel case and cover - Stainless steel forend - Special chromed alloy self-centering dead bolt with lock-picking system - Special chromed alloy latch bolt - Special zinc-plated alloy square spindle device ⌀ 8 mm

WORKING: Key driven dead bolt - Handle or key driven latch bolt.

HAND: Reversible.

PROVIDED WITH: 2 roses cod. 0120 N, forend spacer cod. 0623 N (forend 25 mm) or 2 cod. 0625 N (forend 22 mm), cylinder screw, stainless steel fixing screws, assembling instructions.

COD.	E	F	A	interasse *centre distance*	mandate *throws*	kg		
1600.25.25	25	25	41	85	2	0,78	1	5
1600.25.22	25	22	41	85	2	0,76	1	5
1600.30.25	30	25	46	85	2	0,82	1	5
1600.30.22	30	22	46	85	2	0,80	1	5
1600.35.25	35	25	51	85	2	0,86	1	5
1600.35.22	35	22	51	85	2	0,84	1	5
1600.40.25	40	25	56	85	2	0,90	1	5
1600.40.22	40	22	56	85	2	0,88	1	5
1620.25.25	25	25	41	92	2	0,78	1	5
1620.25.22	25	22	41	92	2	0,76	1	5
1620.30.25	30	25	46	92	2	0,82	1	5
1620.30.22	30	22	46	92	2	0,80	1	5
1620.35.25	35	25	51	92	2	0,86	1	5
1620.35.22	35	22	51	92	2	0,84	1	5
1620.40.25	40	25	56	92	2	0,90	1	5
1620.40.22	40	22	56	92	2	0,88	1	5

Catenaccio - Dead bolt

AD ESAURIMENTO
END OF LINE

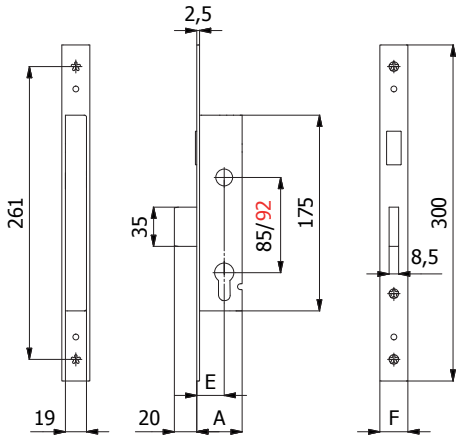

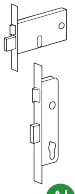

AI

CARATTERISTICHE COSTRUTTIVE: Scatola e coperchio in acciaio zincato e plastificato - Frontale in acciaio inox - Catenaccio autocentrante in lega speciale cromata con sistema antiscasso.

FUNZIONAMENTO: Catenaccio comandato dalla chiave.

MANO: Unica.

PARTI IN DOTAZIONE: 2 borchie cod. 0120 N, sottofrontale cod. 0623 N (frontale 25 mm) oppure 2 cod. 0625 N (frontale 22 mm), vite cilindro, viti di fissaggio in acciaio inox, istruzioni di montaggio.

CONSTRUCTIVE FEATURES: Zinc and plastic plated steel case and cover - Stainless steel forend - Special chromed alloy self-centering dead bolt with lock-picking system.

WORKING: Key driven dead bolt.

HAND: No hand.

PROVIDED WITH: 2 roses cod. 0120 N, forend spacer cod. 0623 N (forend 25 mm) or 2 cod. 0625 N (forend 22 mm), cylinder screw, stainless steel fixing screws, assembling instructions.

COD.	E	F	A	interasse *centre distance*	mandate *throws*	kg		
1601.25.25	25	25	41	85	2	0,70	1	5
1601.25.22	25	22	41	85	2	0,68	1	5
1601.30.25	30	25	46	85	2	0,74	1	5
1601.30.22	30	22	46	85	2	0,72	1	5
1601.35.25	35	25	51	85	2	0,78	1	5
1601.35.22	35	22	51	85	2	0,76	1	5
1601.40.25	40	25	56	85	2	0,82	1	5
1601.40.22	40	22	56	85	2	0,80	1	5
1621.25.25	25	25	41	92	2	0,70	1	5
1621.25.22	25	22	41	92	2	0,68	1	5
1621.30.25	30	25	46	92	2	0,74	1	5
1621.30.22	30	22	46	92	2	0,72	1	5
1621.35.25	35	25	51	92	2	0,78	1	5
1621.35.22	35	22	51	92	2	0,76	1	5
1621.40.25	40	25	56	92	2	0,82	1	5
1621.40.22	40	22	56	92	2	0,80	1	5

Catenaccio e rullo regolabile - Dead and adjustable roller bolt

AD ESAURIMENTO
END OF LINE

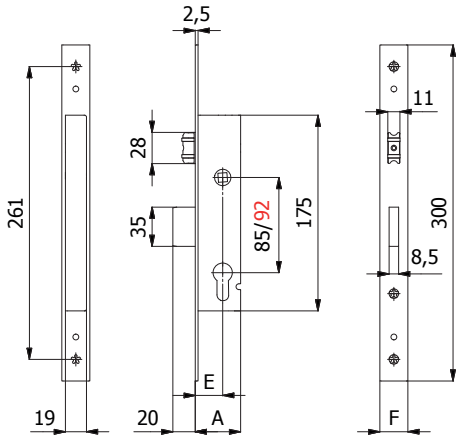

CARATTERISTICHE COSTRUTTIVE: Scatola e coperchio in acciaio zincato e plastificato - Frontale in acciaio inox - Catenaccio autocentrante in lega speciale cromata con sistema antiscasso - Rullo in ottone cromato.

FUNZIONAMENTO: Catenaccio comandato dalla chiave - Rullo comandato a pressione o dalla chiave.

MANO: Unica.

PARTI IN DOTAZIONE: 2 borchie cod. 0120 N, sottofrontale cod. 0623 N (frontale 25 mm) oppure 2 cod. 0625 N (frontale 22 mm), vite cilindro, viti di fissaggio in acciaio inox, istruzioni di montaggio.

CONSTRUCTIVE FEATURES: Zinc and plastic plated steel case and cover - Stainless steel forend - Special chromed alloy self-centering dead bolt with lock-picking system - Chromed brass roller bolt.

WORKING: Key driven dead bolt - Pressure or key driven roller bolt.

HAND: No hand.

PROVIDED WITH: 2 roses cod. 0120 N, forend spacer cod. 0623 N (forend 25 mm) or 2 cod. 0625 N (forend 22 mm), cylinder screw, stainless steel fixing screws, assembling instructions.

COD.	E	F	A	interasse *centre distance*	mandate *throws*	kg		
1605.25.25	25	25	41	85	2	0,78	1	5
1605.25.22	25	22	41	85	2	0,76	1	5
1605.30.25	30	25	46	85	2	0,82	1	5
1605.30.22	30	22	46	85	2	0,80	1	5
1605.35.25	35	25	51	85	2	0,86	1	5
1605.35.22	35	22	51	85	2	0,84	1	5
1605.40.25	40	25	56	85	2	0,90	1	5
1605.40.22	40	22	56	85	2	0,88	1	5
1625.25.25	25	25	41	92	2	0,78	1	5
1625.25.22	25	22	41	92	2	0,76	1	5
1625.30.25	30	25	46	92	2	0,82	1	5
1625.30.22	30	22	46	92	2	0,80	1	5
1625.35.25	35	25	51	92	2	0,86	1	5
1625.35.22	35	22	51	92	2	0,84	1	5
1625.40.25	40	25	56	92	2	0,90	1	5
1625.40.22	40	22	56	92	2	0,88	1	5

Catenaccio e scrocco regolabile 3 punti di chiusura - Dead and adjustable latch bolt 3 locking points

Scrocco intercambiabile con rullo cod. 01435- Latch bolt interchangeable into roller bolt cod. 01435

AD ESAURIMENTO
END OF LINE

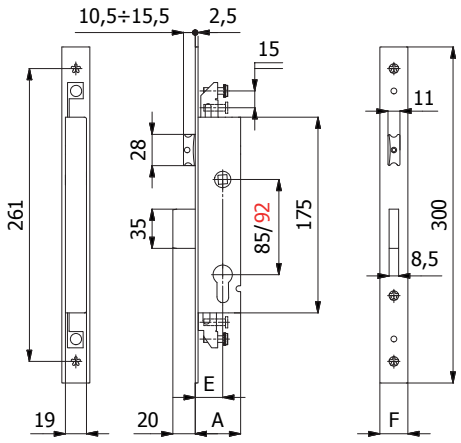

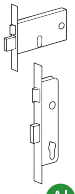

AI

CARATTERISTICHE COSTRUTTIVE: Scatola e coperchio in acciaio zincato e plastificato - Frontale in acciaio inox - Catenaccio autocentrante in lega speciale cromata con sistema antiscasso - Scrocco in lega speciale cromata - Ingegno maniglia in lega speciale zincata foro ⌀ 8 mm.

FUNZIONAMENTO: Catenaccio comandato dalla chiave - Scrocco comandato dalla chiave o dalla maniglia.

MANO: Reversibile.

PARTI IN DOTAZIONE: 2 borchie cod. 0120 N, sottofrontale cod. 0623 N (frontale 25 mm) oppure 2 cod. 0625 N (frontale 22 mm), vite cilindro, viti di fissaggio in acciaio inox, istruzioni di montaggio.

CONSTRUCTIVE FEATURES: Zinc and plastic plated steel case and cover - Stainless steel forend - Special chromed alloy self-centering dead bolt with lock-picking system - Special chromed alloy latch bolt - Special zinc-plated alloy square spindle device ⌀ 8 mm.

WORKING: Key driven dead bolt - Handle or key driven latch bolt.

HAND: Reversible.

PROVIDED WITH: 2 roses cod. 0120 N, forend spacer cod. 0623 N (forend 25 mm) or 2 cod. 0625 N (forend 22 mm), cylinder screw, stainless steel fixing screws, assembling instructions.

COD.	E	F	A	interasse *centre distance*	mandate *throws*	kg		
1610.25.25	25	25	41	85	2	0,80	1	5
1610.25.22	25	22	41	85	2	0,78	1	5
1610.30.25	30	25	46	85	2	0,84	1	5
1610.30.22	30	22	46	85	2	0,82	1	5
1610.35.25	35	25	51	85	2	0,88	1	5
1610.35.22	35	22	51	85	2	0,86	1	5
1610.40.25	40	25	56	85	2	0,92	1	5
1610.40.22	40	22	56	85	2	0,90	1	5
1630.25.25	25	25	41	92	2	0,80	1	5
1630.25.22	25	22	41	92	2	0,78	1	5
1630.30.25	30	25	46	92	2	0,84	1	5
1630.30.22	30	22	46	92	2	0,82	1	5
1630.35.25	35	25	51	92	2	0,88	1	5
1630.35.22	35	22	51	92	2	0,86	1	5
1630.40.25	40	25	56	92	2	0,92	1	5
1630.40.22	40	22	56	92	2	0,90	1	5

Catenaccio 3 punti di chiusura- Dead bolt 3 locking points

AD ESAURIMENTO
END OF LINE

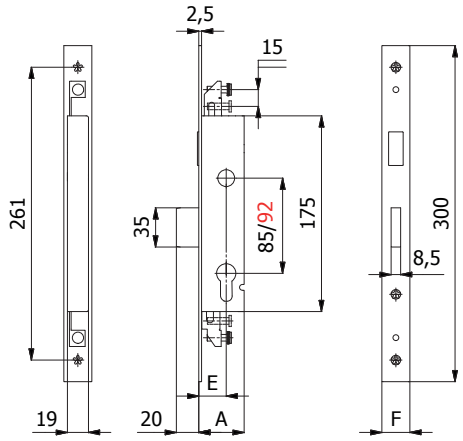

CARATTERISTICHE COSTRUTTIVE: Scatola e coperchio in acciaio zincato e plastificato - Frontale in acciaio inox - Catenaccio autocentrante in lega speciale cromata con sistema antiscasso.

FUNZIONAMENTO: Catenaccio comandato dalla chiave.

MANO: Unica.

PARTI IN DOTAZIONE: 2 borchie cod. 0120 N, sottofrontale cod. 0623 N (frontale 25 mm) oppure 2 cod. 0625 N (frontale 22 mm), vite cilindro, viti di fissaggio in acciaio inox, istruzioni di montaggio.

CONSTRUCTIVE FEATURES: Zinc and plastic plated steel case and cover - Stainless steel forend - Special chromed alloy self-centering dead bolt with lock-picking system.

WORKING: Key driven dead bolt.

HAND: No hand.

PROVIDED WITH: 2 roses cod. 0120 N, forend spacer cod. 0623 N (forend 25 mm) or 2 cod. 0625 N (forend 22 mm), cylinder screw, stainless steel fixing screws, assembling instructions.

COD.	E	F	A	interasse *centre distance*	mandate *throws*	kg		
1611.25.25	25	25	41	85	2	0,72	1	5
1611.25.22	25	22	41	85	2	0,70	1	5
1611.30.25	30	25	46	85	2	0,76	1	5
1611.30.22	30	22	46	85	2	0,74	1	5
1611.35.25	35	25	51	85	2	0,80	1	5
1611.35.22	35	22	51	85	2	0,78	1	5
1611.40.25	40	25	56	85	2	0,84	1	5
1611.40.22	40	22	56	85	2	0,82	1	5
1631.25.25	25	25	41	92	2	0,72	1	5
1631.25.22	25	22	41	92	2	0,70	1	5
1631.30.25	30	25	46	92	2	0,76	1	5
1631.30.22	30	22	46	92	2	0,74	1	5
1631.35.25	35	25	51	92	2	0,80	1	5
1631.35.22	35	22	51	92	2	0,78	1	5
1631.40.25	40	25	56	92	2	0,84	1	5
1631.40.22	40	22	56	92	2	0,82	1	5

Catenaccio e rullo regolabile 3 punti di chiusura - Dead and adjustable roller bolt 3 locking points

AD ESAURIMENTO
END OF LINE

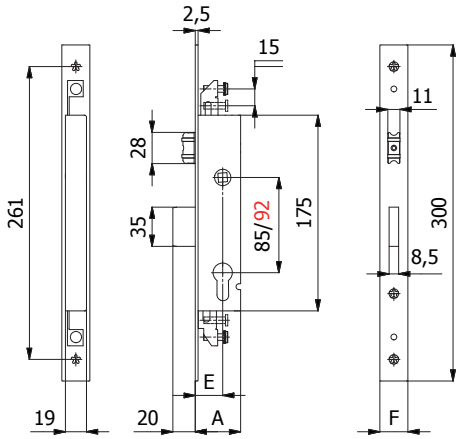

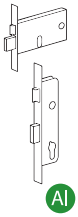

CARATTERISTICHE COSTRUTTIVE: Scatola e coperchio in acciaio zincato e plastificato - Frontale in acciaio inox - Catenaccio autocentrante in lega speciale cromata con sistema antiscasso - Rullo in ottone cromato.

FUNZIONAMENTO: Catenaccio comandato dalla chiave - Rullo comandato a pressione o dalla chiave.

MANO: Unica.

PARTI IN DOTAZIONE: 2 borchie cod. 0120 N, sottofrontale cod. 0623 N (frontale 25 mm) oppure 2 cod. 0625 N (frontale 22 mm), vite cilindro, viti di fissaggio in acciaio inox, istruzioni di montaggio

CONSTRUCTIVE FEATURES: Zinc and plastic plated steel case and cover - Stainless steel forend - Special chromed alloy self-centering dead bolt with lock-picking system - Chromed brass roller bolt.

WORKING: Key driven dead bolt - Pressure or key driven roller bolt.

HAND: No hand.

PROVIDED WITH: 2 roses cod. 0120 N, forend spacer cod. 0623 N (forend 25 mm) or 2 cod. 0625 N (forend 22 mm), cylinder screw, stainless steel fixing screws, assembling instructions.

COD.	E	F	A	interasse *centre distance*	mandate *throws*	kg		
1615.25.25	25	25	41	85	2	0,80	1	5
1615.25.22	25	22	41	85	2	0,78	1	5
1615.30.25	30	25	46	85	2	0,84	1	5
1615.30.22	30	22	46	85	2	0,82	1	5
1615.35.25	35	25	51	85	2	0,88	1	5
1615.35.22	35	22	51	85	2	0,86	1	5
1615.40.25	40	25	56	85	2	0,92	1	5
1615.40.22	40	22	56	85	2	0,90	1	5
1635.25.25	25	25	41	92	2	0,80	1	5
1635.25.22	25	22	41	92	2	0,78	1	5
1635.30.25	30	25	46	92	2	0,84	1	5
1635.30.22	30	22	46	92	2	0,82	1	5
1635.35.25	35	25	51	92	2	0,88	1	5
1635.35.22	35	22	51	92	2	0,86	1	5
1635.40.25	40	25	56	92	2	0,92	1	5
1635.40.22	40	22	56	92	2	0,90	1	5

Serrature di sicurezza ad ingranaggi per montanti
Vertical security locks with gear mechanism movements

PROGETTATA E TESTATA SECONDO LA NORMA EUROPEA EN 12209:05
DESIGNED AND TESTED ACCORDING TO EUROPEAN STANDARD EN 12209:05

NEW

Scrocco, rullo e tappo intercambiabili
Interchangeable latch bolt, roller bolt and plug

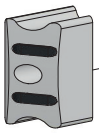

Scrocco regolabile ~ 5 mm con inserti in nylon antirumore
Adjustable latch bolt ~ 5 mm with anti-noise nylon inserts

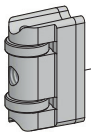

Rullo cod. 01435
Roller bolt cod. 01435

Tappo cod. 01431
Plug cod. 01431

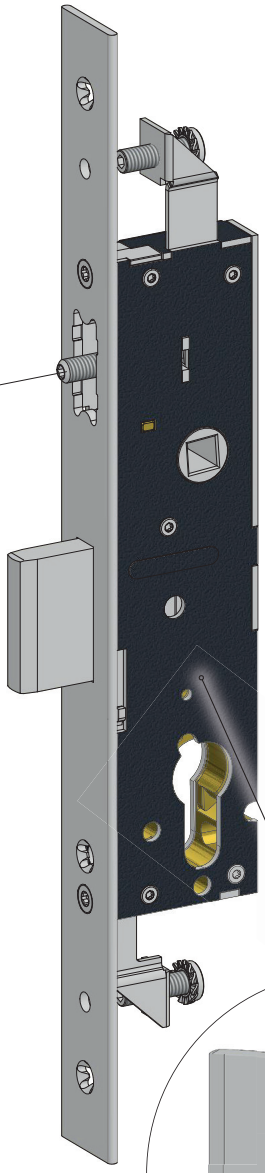

Catenaccio autocentrante a scorrimento orizzontale con sistema antiscasso
Self-centering advancing dead bolt with lock-picking system

Frontale in acciaio inox
Stainless steel forend

Rinvii aste in acciaio inox
Stainless steel additional locking points device

Cassa chiusa per evitare che i trucioli di lavorazione entrino nella serratura
Closed lock case to stop profile machining chips from entering the mechanism

Molle e componenti interni in acciaio inox
Stainless steel springs and internal components

Predisposizione per montaggio della borchia di protezione cilindro (defender)
Designed to be fitted with security escutcheon providing additional protection for the cylinder

Interasse maniglia/cilindro
Handle/cylinder centre distance

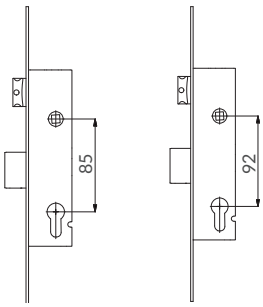

serie
series
1600S - 1610S
1620S - 1630S

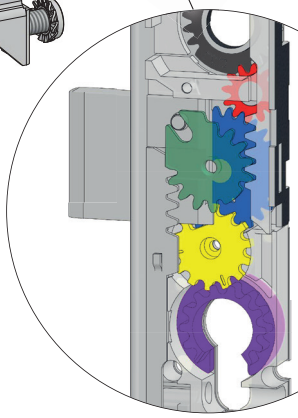

Meccanismo ad ingranaggi brevettato che riduce lo sforzo sulla chiave
Nuovi ingranaggi rinforzati in acciaio inox
Patented gear mechanism movement that reduces the operating force to turn the key
New hardened stainless steel gears

Cassa stretta da 15 mm: ideale per l'installazione sui profili a taglio termico e camera europea perchè riduce al minimo i fori sul profilo per l'installazione della serratura

Slim lockcase of 15 mm: ideal for all thermic and Euro Groove profiles as it reduces to the minimum the holes on the profiles for the installation of the lock

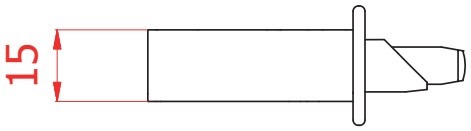

Serrature di sicurezza ad ingranaggi per montanti
Vertical security locks with gear mechanism movements

Catenaccio e scrocco regolabile - Dead and adjustable latch bolt

Scrocco intercambiabile con rullo cod. 01435- Latch bolt interchangeable into roller bolt cod. 01435

NEW

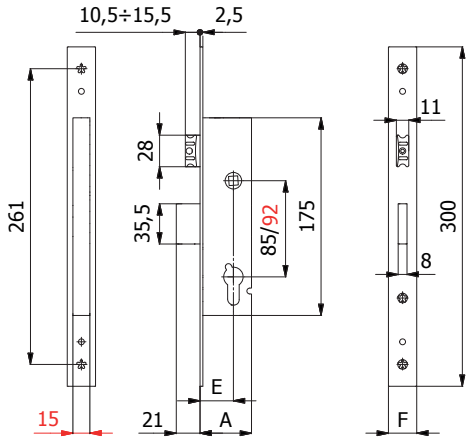

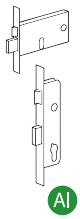

CARATTERISTICHE COSTRUTTIVE: Scatola e coperchio in acciaio zincato e plastificato - Frontale in acciaio inox - Catenaccio autocentrante in lega speciale nichelata con sistema antiscasso - Scrocco anti-rumore in lega speciale nichelata - Ingegno maniglia in lega speciale nichelata foro ⌑ 8 mm

FUNZIONAMENTO: Catenaccio comandato dalla chiave - Scrocco comandato dalla chiave o dalla maniglia.

MANO: Reversibile.

PARTI IN DOTAZIONE: 2 borchie cod. 0120 N, sottofrontale cod. 0623 N (frontale 25 mm) oppure 2 cod. 0625 N (frontale 22 mm), vite cilindro, viti di fissaggio in acciaio inox, istruzioni di montaggio.

CONSTRUCTIVE FEATURES: Zinc and plastic plated steel case and cover - Stainless steel forend - Special nickel-plated alloy self-centering dead bolt with lock-picking system - Special nickel-plated anti-noise alloy latch bolt - Special nickel-plated alloy square spindle device ⌑ 8 mm

WORKING: Key driven dead bolt - Handle or key driven latch bolt.

HAND: Reversible.

PROVIDED WITH: 2 roses cod. 0120 N, forend spacer cod. 0623 N (forend 25 mm) or 2 cod. 0625 N (forend 22 mm), cylinder screw, stainless steel fixing screws, assembling instructions.

COD.	E	F	A	interasse *centre distance*	mandate *throws*	kg		
1600S.25.16	25	16	41	85	2	0,60	1	5
1600S.25.22	25	22	41	85	2	0,66	1	5
1600S.25.25	25	25	41	85	2	0,68	1	5
1600S.30.16	30	16	46	85	2	0,64	1	5
1600S.30.22	30	22	46	85	2	0,70	1	5
1600S.30.25	30	25	46	85	2	0,72	1	5
1600S.35.16	35	16	51	85	2	0,68	1	5
1600S.35.22	35	22	51	85	2	0,74	1	5
1600S.35.25	35	25	51	85	2	0,76	1	5
1600S.40.16	40	16	56	85	2	0,72	1	5
1600S.40.22	40	22	56	85	2	0,78	1	5
1600S.40.25	40	25	56	85	2	0,80	1	5
1620S.**.**	-	-	-	92	-	-	-	-

Serrature di sicurezza ad ingranaggi per montanti
Vertical security locks with gear mechanism movements

Catenaccio - Dead bolt

NEW

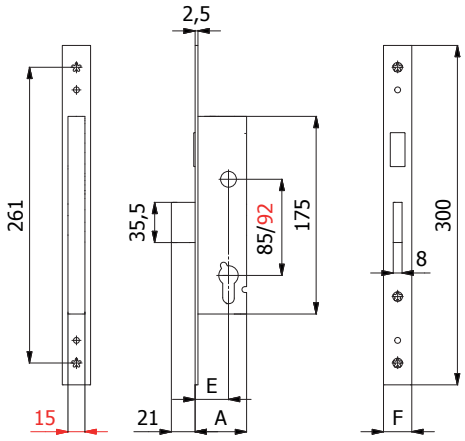

CARATTERISTICHE COSTRUTTIVE: Scatola e coperchio in acciaio zincato e plastificato - Frontale in acciaio inox - Catenaccio autocentrante in lega speciale nichelata con sistema antiscasso.

FUNZIONAMENTO: Catenaccio comandato dalla chiave.

MANO: Unica.

PARTI IN DOTAZIONE: 2 borchie cod. 0120 N, sottofrontale cod. 0623 N (frontale 25 mm) oppure 2 cod. 0625 N (frontale 22 mm), vite cilindro, viti di fissaggio in acciaio inox, istruzioni di montaggio.

CONSTRUCTIVE FEATURES: Zinc and plastic plated steel case and cover - Stainless steel forend - Special nickel-plated alloy self-centering dead bolt with lock-picking system.

WORKING: Key driven dead bolt.

HAND: No hand.

PROVIDED WITH: 2 roses cod. 0120 N, forend spacer cod. 0623 N (forend 25 mm) or 2 cod. 0625 N (forend 22 mm), cylinder screw, stainless steel fixing screws, assembling instructions.

COD.	E	F	A	interasse *centre distance*	mandate *throws*	kg		
1601S.25.16	25	16	41	85	2	0,52	1	5
1601S.25.22	25	22	41	85	2	0,58	1	5
1601S.25.25	25	25	41	85	2	0,60	1	5
1601S.30.16	30	16	46	85	2	0,56	1	5
1601S.30.22	30	22	46	85	2	0,62	1	5
1601S.30.25	30	25	46	85	2	0,64	1	5
1601S.35.16	35	16	51	85	2	0,60	1	5
1601S.35.22	35	22	51	85	2	0,66	1	5
1601S.35.25	35	25	51	85	2	0,68	1	5
1601S.40.16	40	16	56	85	2	0,64	1	5
1601S.40.22	40	22	56	85	2	0,70	1	5
1601S.40.25	40	25	56	85	2	0,72	1	5
1621S.**.**	-	-	-	92	-	-	-	-

Serrature di sicurezza ad ingranaggi per montanti
Vertical security locks with gear mechanism movements

Catenaccio e rullo regolabile - Dead and adjustable roller bolt

NEW

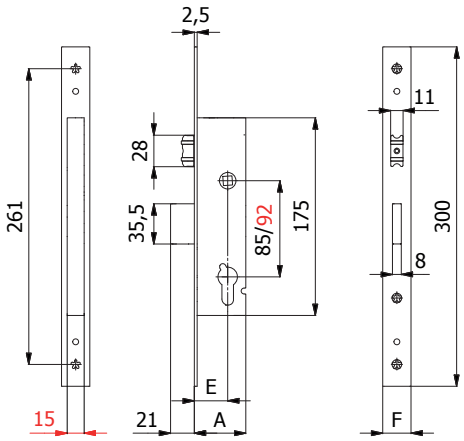

CARATTERISTICHE COSTRUTTIVE: Scatola e coperchio in acciaio zincato e plastificato - Frontale in acciaio inox - Catenaccio autocentrante in lega speciale nichelata con sistema antiscasso - Rullo in ottone cromato.

FUNZIONAMENTO: Catenaccio comandato dalla chiave - Rullo comandato a pressione o dalla chiave.

MANO: Unica.

PARTI IN DOTAZIONE: 2 borchie cod. 0120 N, sottofrontale cod. 0623 N (frontale 25 mm) oppure 2 cod. 0625 N (frontale 22 mm), vite cilindro, viti di fissaggio in acciaio inox, istruzioni di montaggio.

CONSTRUCTIVE FEATURES: Zinc and plastic plated steel case and cover - Stainless steel forend - Special nickel-plated alloy self-centering dead bolt with lock-picking system - Chromed brass roller bolt.

WORKING: Key driven dead bolt - Pressure or key driven roller bolt.

HAND: No hand.

PROVIDED WITH: 2 roses cod. 0120 N, forend spacer cod. 0623 N (forend 25 mm) or 2 cod. 0625 N (forend 22 mm), cylinder screw, stainless steel fixing screws, assembling instructions.

COD.	E	F	A	interasse *centre distance*	mandate *throws*	kg		
1605S.25.16	25	16	41	85	2	0,60	1	5
1605S.25.22	25	22	41	85	2	0,66	1	5
1605S.25.25	25	25	41	85	2	0,68	1	5
1605S.30.16	30	16	46	85	2	0,64	1	5
1605S.30.22	30	22	46	85	2	0,70	1	5
1605S.30.25	30	25	46	85	2	0,72	1	5
1605S.35.16	35	16	51	85	2	0,68	1	5
1605S.35.22	35	22	51	85	2	0,74	1	5
1605S.35.25	35	25	51	85	2	0,76	1	5
1605S.40.16	40	16	56	85	2	0,72	1	5
1605S.40.22	40	22	56	85	2	0,78	1	5
1605S.40.25	40	25	56	85	2	0,80	1	5
1625S.**.**	-	-	-	92	-	-	-	-

Serrature di sicurezza ad ingranaggi per montanti
Vertical security locks with gear mechanism movements

Catenaccio e scrocco regolabile 3 punti di chiusura - Dead and adjustable latch bolt 3 locking points
Scrocco intercambiabile con rullo cod. 01435- Latch bolt interchangeable into roller bolt cod. 01435

NEW

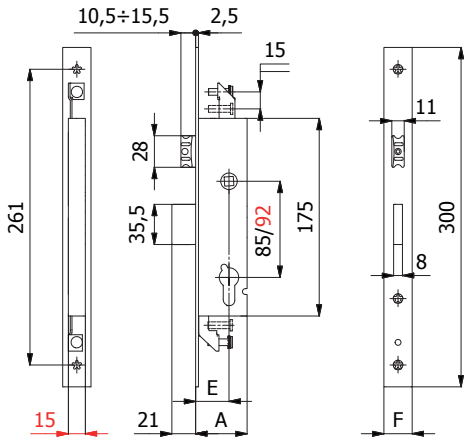

CARATTERISTICHE COSTRUTTIVE: Scatola e coperchio in acciaio zincato e plastificato - Frontale in acciaio inox - Catenaccio autocentrante in lega speciale nichelata con sistema antiscasso - Scrocco anti-rumore in lega speciale nichelata - Ingegno maniglia in lega speciale nichelata foro ◫ 8 mm.

FUNZIONAMENTO: Catenaccio comandato dalla chiave - Scrocco comandato dalla chiave o dalla maniglia.

MANO: Reversibile.

PARTI IN DOTAZIONE: 2 borchie cod. 0120 N, sottofrontale cod. 0623 N (frontale 25 mm) oppure 2 cod. 0625 N (frontale 22 mm), vite cilindro, viti di fissaggio in acciaio inox, istruzioni di montaggio.

CONSTRUCTIVE FEATURES: Zinc and plastic plated steel case and cover - Stainless steel forend - Special nickel-plated alloy self-centering dead bolt with lock-picking system - Special nickel-plated anti-noise alloy latch bolt - Special nickel-plated alloy square spindle device ◫ 8 mm.

WORKING: Key driven dead bolt - Handle or key driven latch bolt.

HAND: Reversible.

PROVIDED WITH: 2 roses cod. 0120 N, forend spacer cod. 0623 N (forend 25 mm) or 2 cod. 0625 N (forend 22 mm), cylinder screw, stainless steel fixing screws, assembling instructions.

COD.	E	F	A	interasse *centre distance*	mandate *throws*	kg		
1610S.25.16	25	16	41	85	2	0,62	1	5
1610S.25.22	25	22	41	85	2	0,68	1	5
1610S.25.25	25	25	41	85	2	0,70	1	5
1610S.30.16	30	16	46	85	2	0,66	1	5
1610S.30.22	30	22	46	85	2	0,72	1	5
1610S.30.25	30	25	46	85	2	0,74	1	5
1610S.35.16	35	16	51	85	2	0,70	1	5
1610S.35.22	35	22	51	85	2	0,76	1	5
1610S.35.25	35	25	51	85	2	0,78	1	5
1610S.40.16	40	16	56	85	2	0,74	1	5
1610S.40.22	40	22	56	85	2	0,80	1	5
1610S.40.25	40	25	56	85	2	0,82	1	5
1630S.**.**	-	-	-	92	-	-	-	-

Serrature di sicurezza ad ingranaggi per montanti
Vertical security locks with gear mechanism movements

Catenaccio 3 punti di chiusura- Dead bolt 3 locking points

NEW

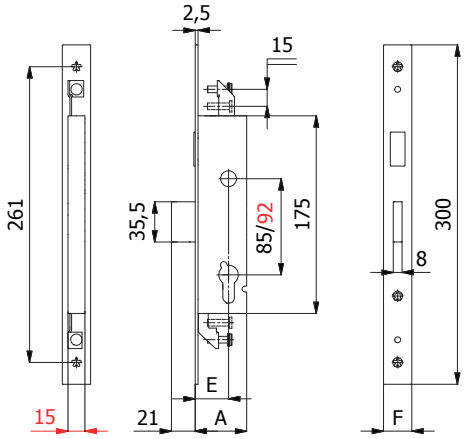

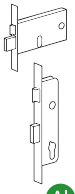

CARATTERISTICHE COSTRUTTIVE: Scatola e coperchio in acciaio zincato e plastificato - Frontale in acciaio inox - Catenaccio autocentrante in lega speciale nichelata con sistema antiscasso.

FUNZIONAMENTO: Catenaccio comandato dalla chiave.

MANO: Unica.

PARTI IN DOTAZIONE: 2 borchie cod. 0120 N, sottofrontale cod. 0623 N (frontale 25 mm) oppure 2 cod. 0625 N (frontale 22 mm), vite cilindro, viti di fissaggio in acciaio inox, istruzioni di montaggio.

CONSTRUCTIVE FEATURES: Zinc and plastic plated steel case and cover - Stainless steel forend - Special nickel-plated alloy self-centering dead bolt with lock-picking system.

WORKING: Key driven dead bolt.

HAND: No hand.

PROVIDED WITH: 2 roses cod. 0120 N, forend spacer cod.0623 N (forend 25 mm) or 2 cod. 0625 N (forend 22 mm), cylinder screw, stainless steel fixing screws, assembling instructions.

COD.	E	F	A	interasse *centre distance*	mandate *throws*	kg		
1611S.25.16	25	16	41	85	2	0,54	1	5
1611S.25.22	25	22	41	85	2	0,60	1	5
1611S.25.25	25	25	41	85	2	0,62	1	5
1611S.30.16	30	16	46	85	2	0,58	1	5
1611S.30.22	30	22	46	85	2	0,64	1	5
1611S.30.25	30	25	46	85	2	0,66	1	5
1611S.35.16	35	16	51	85	2	0,62	1	5
1611S.35.22	35	22	51	85	2	0,68	1	5
1611S.35.25	35	25	51	85	2	0,70	1	5
1611S.40.16	40	16	56	85	2	0,66	1	5
1611S.40.22	40	22	56	85	2	0,72	1	5
1611S.40.25	40	25	56	85	2	0,74	1	5
1631S.**.**	-	-	-	92	-	-	-	-

Serrature di sicurezza ad ingranaggi per montanti
Vertical security locks with gear mechanism movements

Catenaccio e rullo regolabile 3 punti di chiusura - Dead and adjustable roller bolt 3 locking points

NEW



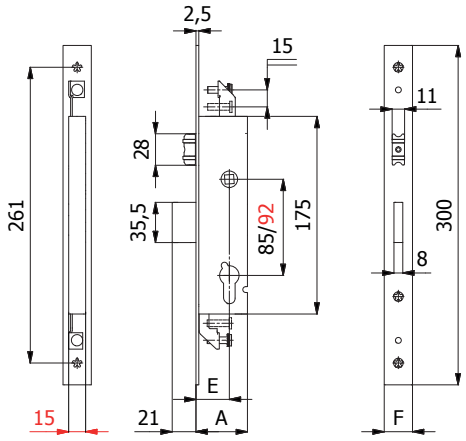

CARATTERISTICHE COSTRUTTIVE: Scatola e coperchio in acciaio zincato e plastificato - Frontale in acciaio inox - Catenaccio autocentrante in lega speciale nichelata con sistema antiscasso - Rullo in ottone cromato.

FUNZIONAMENTO: Catenaccio comandato dalla chiave - Rullo comandato a pressione o dalla chiave.

MANO: Unica.

PARTI IN DOTAZIONE: 2 borchie cod. 0120 N, sottofrontale cod. 0623 N (frontale 25 mm) oppure 2 cod. 0625 N (frontale 22 mm), vite cilindro, viti di fissaggio in acciaio inox, istruzioni di montaggio

CONSTRUCTIVE FEATURES: Zinc and plastic plated steel case and cover - Stainless steel forend - Special nickel-plated alloy self-centering dead bolt with lock-picking system - Chromed brass roller bolt.

WORKING: Key driven dead bolt - Pressure or key driven roller bolt.

HAND: No hand.

PROVIDED WITH: 2 roses cod. 0120 N, forend spacer cod. 0623 N (forend 25 mm) or 2 cod. 0625 N (forend 22 mm), cylinder screw, stainless steel fixing screws, assembling instructions.

COD.	E	F	A	interasse *centre distance*	mandate *throws*	kg		
1615S.25.16	25	16	41	85	2	0,62	1	5
1615S.25.22	25	22	41	85	2	0,68	1	5
1615S.25.25	25	25	41	85	2	0,70	1	5
1615S.30.16	30	16	46	85	2	0,66	1	5
1615S.30.22	30	22	46	85	2	0,72	1	5
1615S.30.25	30	25	46	85	2	0,74	1	5
1615S.35.16	35	16	51	85	2	0,70	1	5
1615S.35.22	35	22	51	85	2	0,76	1	5
1615S.35.25	35	25	51	85	2	0,78	1	5
1615S.40.16	40	16	56	85	2	0,74	1	5
1615S.40.22	40	22	56	85	2	0,80	1	5
1615S.40.25	40	25	56	85	2	0,82	1	5
1635S.**.**	-	-	-	92	-	-	-	-

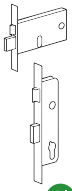

AI

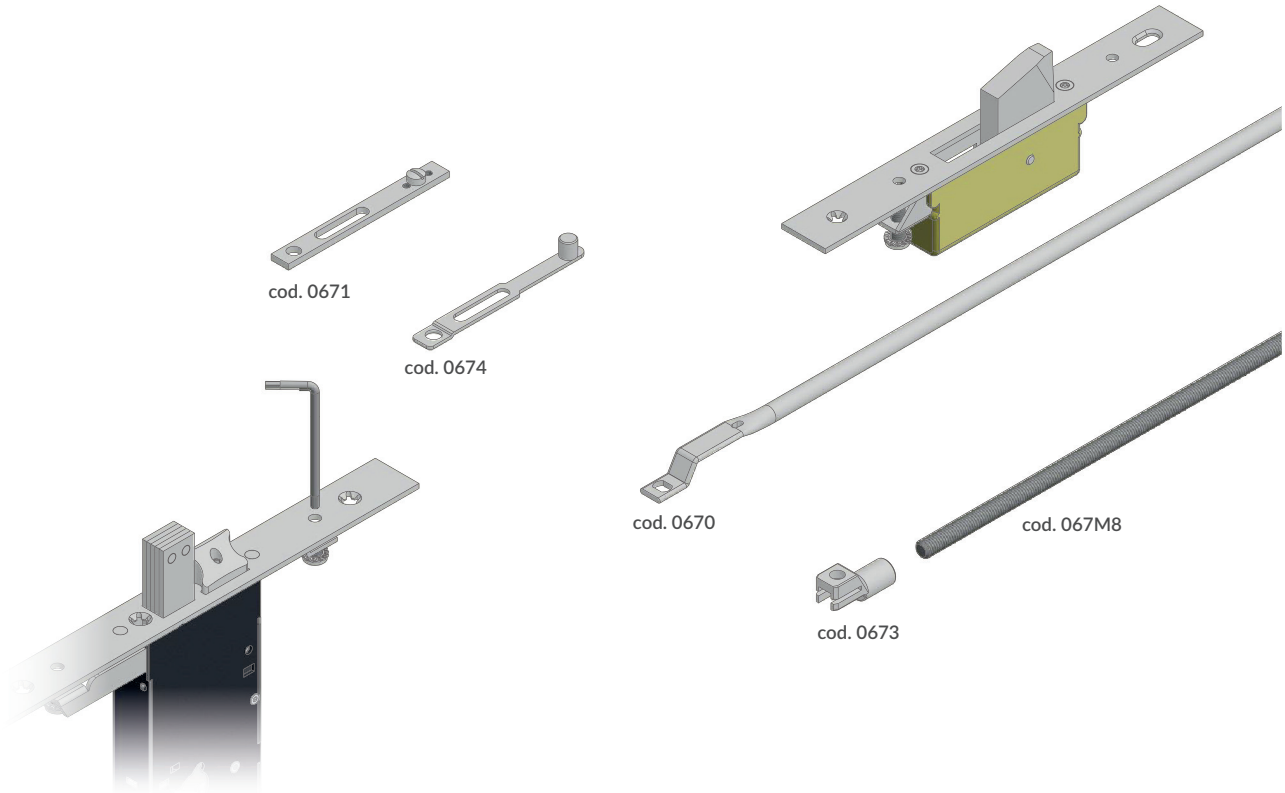

	Aste interne Internal rods	Aste esterne External rods	Aste esterne (agganciate direttamente) External rods (direct connection)
Aste 3 punti di chiusura 3 locking points internal rods	cod. 0670 cod. 0673 + cod.067M8	cod. 0671 - 0674	cod. 0630 T
Deviatori basculanti 3 punti di chiusura 3 locking points tipping deviators	cod. 0680	cod. 0681 - 0682 - 0684	cod. 0689
Deviatori basculanti 5 punti di chiusura 5 locking points tipping deviators	cod. 0690	cod. 0691 - 0692 - 0694	cod. 0699

Kit per chiusure supplementari per serrature di sicurezza per montanti
Kits for additional locking points for vertical security locks

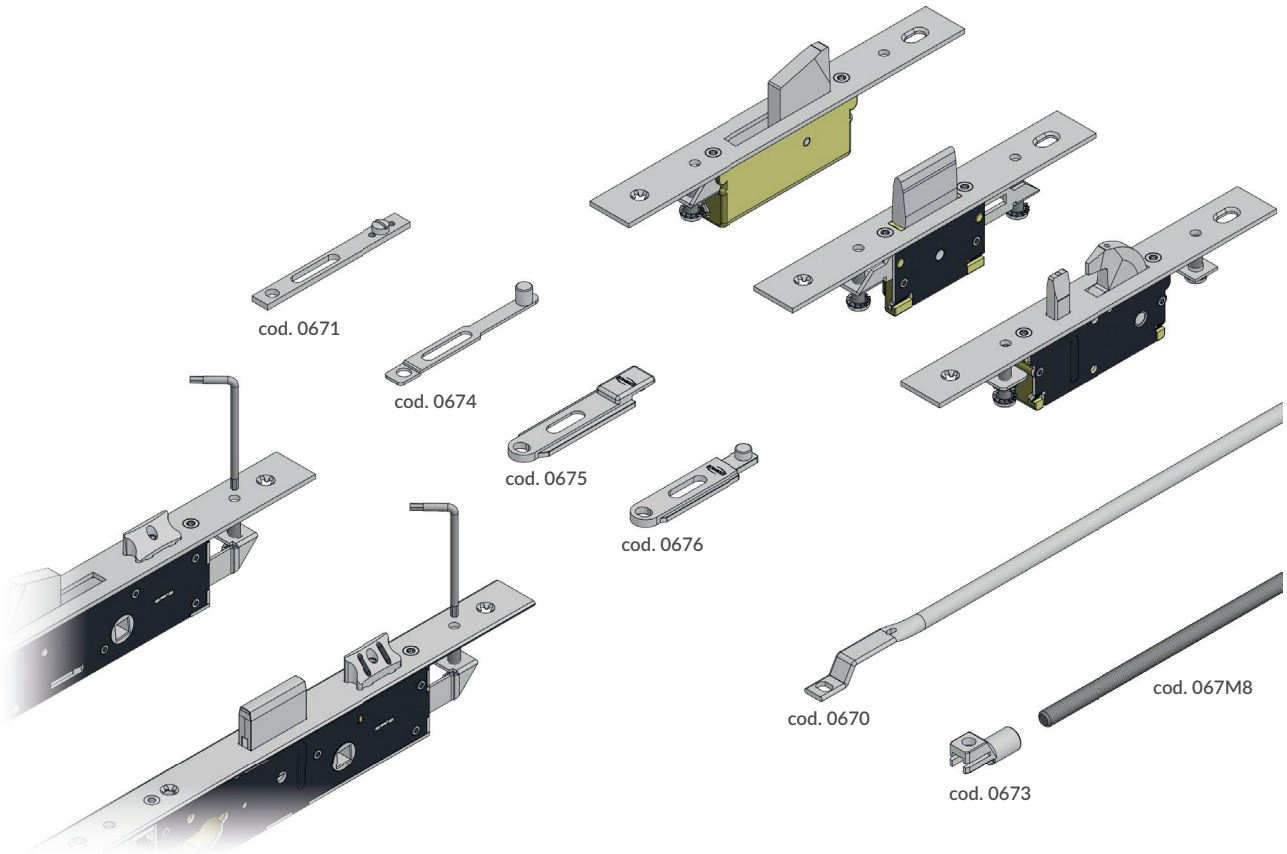

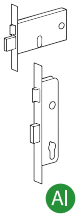

	Aste interne Internal rods	Aste esterne External rods	Aste esterne (agganciate direttamente) External rods (direct connection)
Aste 3 punti di chiusura 3 locking points internal rods	cod. 0670 cod. 0673 + cod.067M8	cod. 0671 - 0674 - 0675 - 0676	cod. 0630T
Deviatori basculanti 3 punti di chiusura 3 locking points tipping deviators	cod. 0680 - 0680S	cod. 0681 - 0681S - 0682 - 0682S - 0684	cod. 0689 - 0689S
Deviatori basculanti 5 punti di chiusura 5 locking points tipping deviators	cod. 0690	cod. 0691 - 0692 - 0694	cod. 0699
Deviatori avanzanti 3/5 punti di chiusura 3/5 locking points advancing deviators	cod. 0780 - 0780S	cod. 0781 - 0781S - 0782 - 0782S - 0784	cod. 0789 - 0789S
Deviatori gancio e pistone 3/5 punti di chiusura 3/5 locking points hook and piston deviators	cod. 0770S	cod. 0771S - 0772S	cod. 0779S

Kit aste interne - Internal rods kit

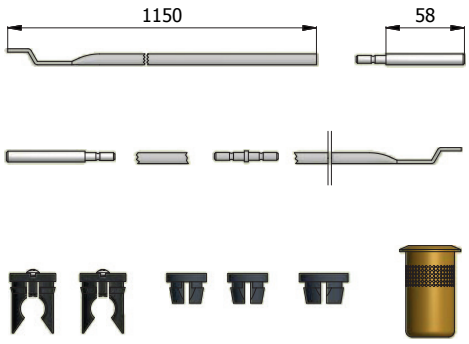

COD.	Descrizione *Description*	kg		
0670	Kit completo Complete kit	0,48	25	-
0670 E	Kit senza 0630 T Kit without 0630 T	0,46	25	-

PARTI IN DOTAZIONE:
2 aste cod. AST001, 2 pinze guida asta cod. ANY031, 2 boccole cod. ANY032, boccola cod. ANY033, 2 puntali antisega cod. 067D08, prolunga cod. PRS070, boccola a pavimento cod. 0630 T.

PROVIDED WITH:
2 rods cod AST001, 2 rod guide cod.ANY031, 2 bushings cod. ANY032, bushing cod. ANY033, 2 steel - saw resistant tip cod. 067D08, pin joint cod.PRS070, floor striker cod. 0630 T.

Kit per aste esterne - Kit for external rods

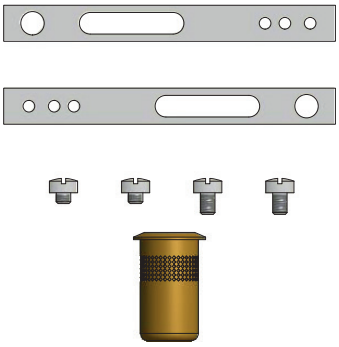

COD.	Descrizione *Description*	kg		
0671	Kit completo Complete kit	0,06	10	-
0671 E	Kit senza 0630 T Kit without 0630 T	0,04	10	-

PARTI IN DOTAZIONE:
2 piastrine di collegamento cod. PSR028 con viti, boccola a pavimento cod. 0630 T.

PROVIDED WITH:
2 connecting plates cod. PSR028 with screws, floor striker cod. 0630 T.

Kit per aste interne filettate M8 - Kit for internal threaded M8 rods

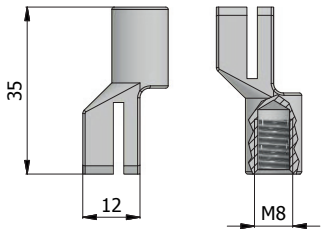

COD.	kg		
0673	0,04	10	-

PARTI IN DOTAZIONE:
2 blocchetti cod. NGM019 in lega speciale.

PROVIDED WITH:
2 special alloy connecter cod. NGM019

Kit per aste esterne - Kit for external rods

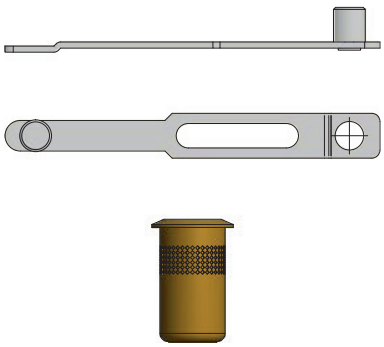

COD.	Descrizione *Description*	kg		
0674	Kit completo Complete kit	0,04	10	-
0674 E	Kit senza 0630 T Kit without 0630 T	0,02	10	-

PARTI IN DOTAZIONE:
2 piastrine di collegamento cod. PSR073, boccola a pavimento cod. 0630 T.

PROVIDED WITH:
2 connecting plates cod. PSR073, floor striker cod. 0630 T.

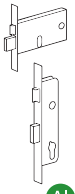

AI

Kit per aste esterne per profili C.E. - Kit for external rods for Euro Groove profiles

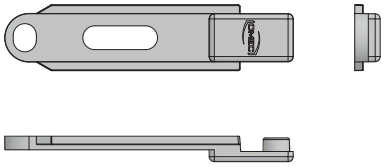

COD.	kg		
0675	0,05	10	-

PARTI IN DOTAZIONE:
2 piastrine di collegamento cod. PSR093

PROVIDED WITH:
2 connecting plates cod. PSR093

Per serrature serie - For locks series
1410- 1410S- 4410- 1610-1610S- 1630- 1630S

Kit per aste esterne per profili R - Kit for external rods for R profiles

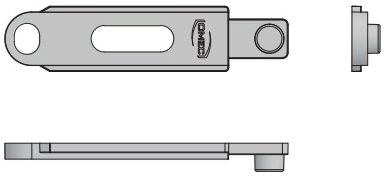

COD.	kg		
0676	0,04	10	-

PARTI IN DOTAZIONE:
2 piastrine di collegamento cod. PSR094

PROVIDED WITH:
2 connecting plates cod. PSR094

Per serrature serie - For locks series
1410- 1410S- 4410- 1610-1610S- 1630- 1630S

Kit per chiusure supplementari (catenaccio basculante)
Kits for additional locking points (tipping dead bolt)

Kit deviatori aste interne 3 punti di chiusura
3 locking points internal rods deviators kit

AD ESAURIMENTO
END OF LINE

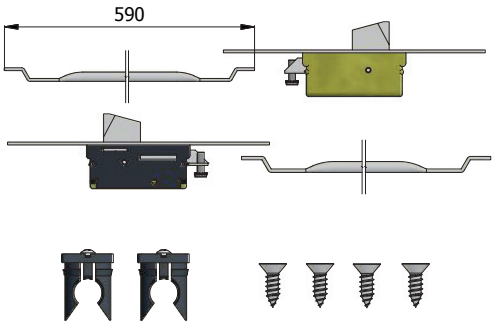

COD.	Cod. deviatore *Cod. deviator*	Frontale inox *Stainless steel forend*	kg		
0680	0661	25	0,94	1	5
0680/F22	0661/F22	22	0,92	1	5

PARTI IN DOTAZIONE:
2 deviatori, 2 aste cod. AST002, 2 pinze guida asta cod. ANY031, viti di fissaggio in acciaio inox.

PROVIDED WITH:
2 deviators, 2 rods cod. AST002, 2 rod guide cod. ANY031, stainless steel fixing screws.

Kit deviatori per aste esterne 3 punti di chiusura
3 locking points for external rods deviators kit

AD ESAURIMENTO
END OF LINE

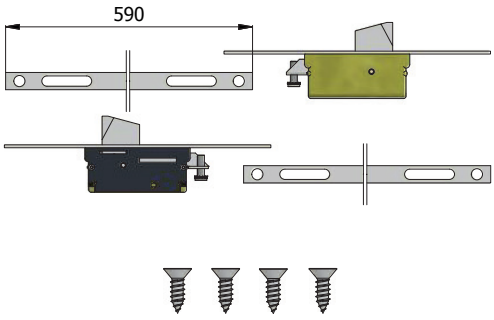

COD.	Cod. deviatore *Cod. deviator*	Frontale inox *Stainless steel forend*	kg		
0681	0661	25	0,98	1	5
0681/F22	0661/F22	22	0,96	1	5

PARTI IN DOTAZIONE:
2 deviatori, 2 aste cod. AST003, viti di fissaggio in acciaio inox.

PROVIDED WITH:
2 deviators, 2 rods cod. AST003, stainless steel fixing screws.

Kit deviatori per aste esterne 3 punti di chiusura (con piastrine di collegamento)
3 locking points for external rods deviators kit (with connecting plates)

AD ESAURIMENTO
END OF LINE

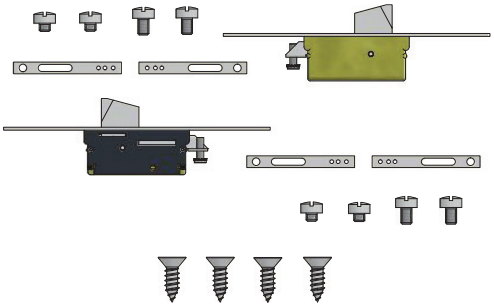

COD.	Cod. deviatore *Cod. deviator*	Frontale inox *Stainless steel forend*	kg		
0682	0661	25	0,79	1	5
0682/F22	0661/F22	22	0,77	1	5

PARTI IN DOTAZIONE:
2 deviatori, 4 piastrine di collegamento cod. PSR028 con viti, viti di fissaggio in acciaio inox.

PROVIDED WITH:
2 deviators, 4 connecting plates cod. PSR028 with screws, stainless steel fixing screws.

Kit per chiusure supplementari (catenaccio basculante)
Kits for additional locking points (tipping dead bolt)

Kit deviatori per aste esterne 3 punti di chiusura (con piastrine di collegamento)
3 locking points for external rods deviators kit (with connecting plates)

AD ESAURIMENTO
END OF LINE

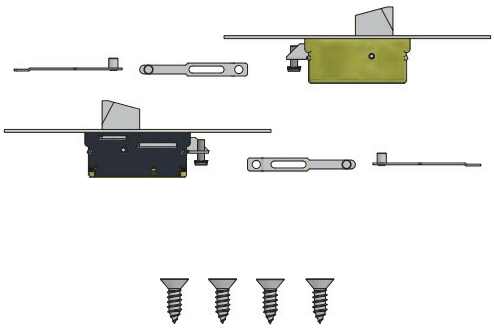

COD.	Cod. deviatore *Cod. deviator*	Frontale inox *Stainless steel forend*	kg		
0684	0661	25	0,75	1	5
0684/F22	0661/F22	22	0,73	1	5

PARTI IN DOTAZIONE:
2 deviatori, 4 piastrine di collegamento cod. PSR073.
viti di fissaggio in acciaio inox.

PROVIDED WITH:
2 deviators, 4 connecting plates cod. PSR073.
stainless steel fixing screws.

Kit deviatori per aste esterne 3 punti di chiusura (agganciate direttamente)
3 locking points for external rods deviators kit (direct connection)

AD ESAURIMENTO
END OF LINE

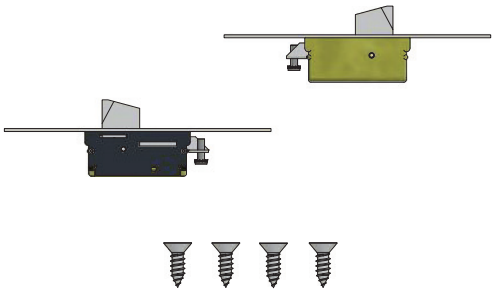

COD.	Cod. deviatore *Cod. deviator*	Frontale inox *Stainless steel forend*	kg		
0689	0661	25	0,74	1	5
0689/F22	0661/F22	22	0,72	1	5

PARTI IN DOTAZIONE:
2 deviatori, viti di fissaggio in acciaio inox.

PROVIDED WITH:
2 deviators, stainless steel fixing screws.

Kit deviatori aste interne 5 punti di chiusura
5 locking points internal rods deviators kit

AD ESAURIMENTO
END OF LINE

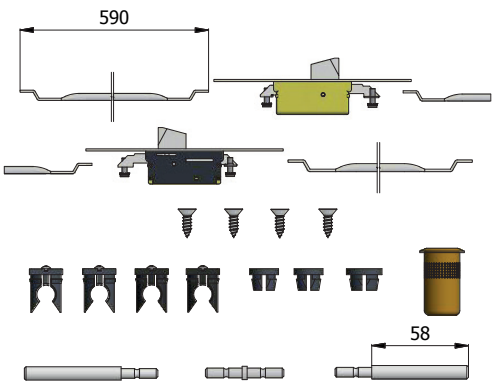

COD.	Cod. deviatore *Cod. deviator*	Frontale inox *Stainless steel forend*	kg		
0690	0662	25	1,16	1	5
0690/F22	0662/F22	22	1,14	1	5

PARTI IN DOTAZIONE:

2 deviatori, 3 aste cod. AST002, 4 pinze guida asta cod. ANY031, 2 boccole cod. ANY032, boccola cod. ANY033, 2 puntali antisega cod. 067D08, prolunga cod. PRS070, boccola a pavimento cod. 0630 T, viti di fissaggio in acciaio inox.

PROVIDED WITH: 2 deviators, 3 rods cod. AST002, 4 rod guide cod. ANY031, 2 bushings cod. ANY032, bushing cod. ANY033, 2 steel-saw resistant tip cod. 067D08, pin joint cod. PRS070, floor striker cod. 0630 T, stainless steel fixing screws.

Kit deviatori per aste esterne 5 punti di chiusura
5 locking points for external rods deviators kit

AD ESAURIMENTO
END OF LINE

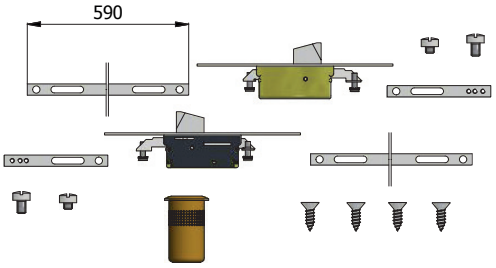

COD.	COD. deviatore *COD. deviator*	Frontale inox *Stainless steel forend*	kg		
0691	0662	25	1,08	1	5
0691/F22	0662/F22	22	1,06	1	5

PARTI IN DOTAZIONE:

2 deviatori, 2 aste cod. AST003, 2 piastrine di collegamento cod. PSR028 con viti, boccola a pavimento cod. 0630 T, viti di fissaggio in acciaio inox.

PROVIDED WITH:

2 deviators, 2 rods cod. AST003, 2 connecting plates cod. PSR028 with screws, floor striker cod. 0630 T, stainless steel fixing screws.

Kit deviatori per aste esterne 5 punti di chiusura (con piastrine di collegamento)
5 locking points for external rods deviators kit (with connecting plates)

AD ESAURIMENTO
END OF LINE

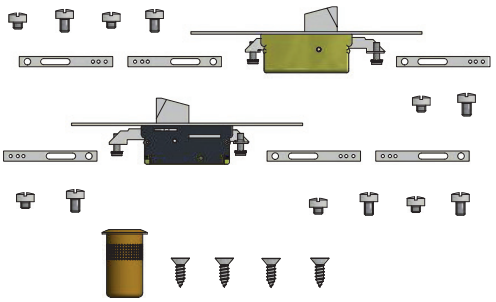

COD.	Cod. deviatore *Cod. deviator*	Frontale inox *Stainless steel forend*	kg		
0692	0662	25	0,91	1	5
0692/F22	0662/F22	22	0,89	1	5

PARTI IN DOTAZIONE:

2 deviatori, 6 piastrine di collegamento cod. PSR028 con viti, boccola a pavimento cod. 0630 T, viti di fissaggio in acciaio inox.

PROVIDED WITH:

2 deviators, 6 connecting plates cod. PSR028 with screws, floor striker cod.0630 T, stainless steel fixing screws.

Kit deviatori per aste esterne 5 punti di chiusura (con piastrine di collegamento)
5 locking points for external rods deviators kit (with connecting plates)

AD ESAURIMENTO
END OF LINE

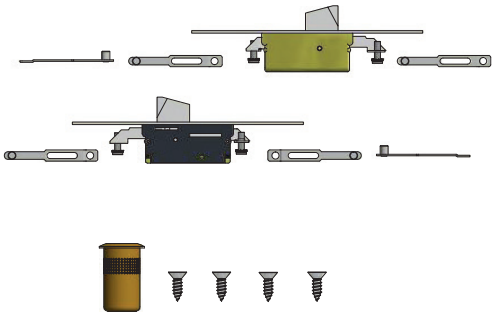

COD.	Cod. deviatore *Cod. deviator*	Frontale inox *Stainless steel forend*	kg		
0694	0662	25	0,85	1	5
0694/F22	0662/F22	22	0,83	1	5

PARTI IN DOTAZIONE:
2 deviatori, 6 piastrine di collegamento cod. PSR073, boccola a pavimento cod. 0630 T, viti di fissaggio in acciaio inox.

PROVIDED WITH:
2 deviators, 6 connecting plates cod. PSR073, floor striker cod.0630 T, stainless steel fixing screws.

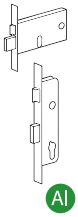

Kit deviatori per aste esterne 5 punti di chiusura (agganciate direttamente)
5 locking points for external rods deviators kit (direct connection)

AD ESAURIMENTO
END OF LINE

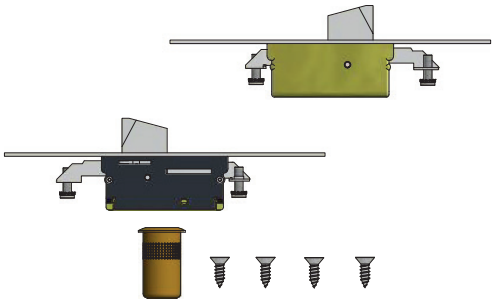

COD.	Cod. deviatore *Cod. deviator*	Frontale inox *Stainless steel forend*	kg		
0699	0662	25	0,78	1	5
0699/F22	0662/F22	22	0,76	1	5

PARTI IN DOTAZIONE:
2 deviatori, boccola a pavimento cod. 0630 T, viti di fissaggio in acciaio inox.

PROVIDED WITH:
2 deviators, floor striker cod. 0630 T, stainless steel fixing screws.

Kit per chiusure supplementari (catenaccio basculante)
Kits for additional locking points (tipping dead bolt)

Kit deviatori aste interne 3 punti di chiusura
3 locking points internal rods deviators kit

NEW

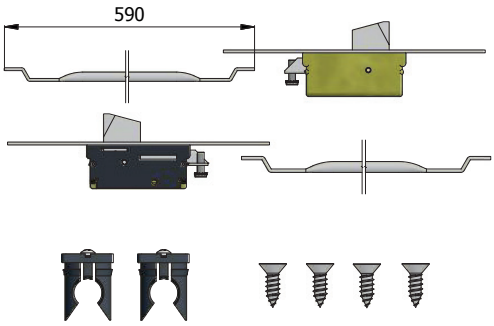

COD.	Cod. deviatore *Cod. deviator*	Frontale inox *Stainless steel forend*	kg		
0680S	0661S	25	0,80	1	5
0680S/F16	0661S/F16	16	0,74	1	5
0680S/F22	0661S/F22	22	0,78	1	5

PARTI IN DOTAZIONE:
2 deviatori, 2 aste cod. AST002, 2 pinze guida asta cod. ANY031, viti di fissaggio in acciaio inox.

PROVIDED WITH:
2 deviators, 2 rods cod. AST002, 2 rod guide cod. ANY031, stainless steel fixing screws.

Kit deviatori per aste esterne 3 punti di chiusura
3 locking points for external rods deviators kit

NEW

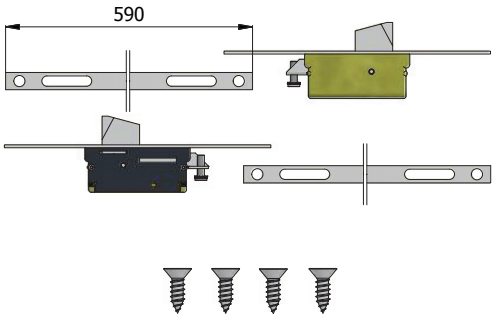

COD.	Cod. deviatore *Cod. deviator*	Frontale inox *Stainless steel forend*	kg		
0681S	0661S	25	0,84	1	5
0681S/F16	0661S/F16	16	0,78	1	5
0681S/F22	0661S/F22	22	0,82	1	5

PARTI IN DOTAZIONE:
2 deviatori, 2 aste cod. AST003, viti di fissaggio in acciaio inox.

PROVIDED WITH:
2 deviators, 2 rods cod. AST003, stainless steel fixing screws.

Kit deviatori per aste esterne 3 punti di chiusura (con piastrine di collegamento)
3 locking points for external rods deviators kit (with connecting plates)

NEW

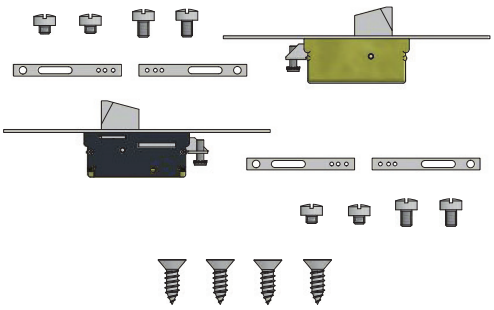

COD.	Cod. deviatore *Cod. deviator*	Frontale inox *Stainless steel forend*	kg		
0682S	0661S	25	0,65	1	5
0682S/F16	0661S/F16	16	0,59	1	5
0682S/F22	0661S/F22	22	0,63	1	5

PARTI IN DOTAZIONE:
2 deviatori, 4 piastrine di collegamento cod. PSR028 con viti, viti di fissaggio in acciaio inox.

PROVIDED WITH:
2 deviators, 4 connecting plates cod. PSR028 with screws, stainless steel fixing screws.

Kit per chiusure supplementari (catenaccio basculante)
Kits for additional locking points (tipping dead bolt)

Kit deviatori per aste esterne 3 punti di chiusura (agganciate direttamente)
3 locking points for external rods deviators kit (direct connection)

NEW

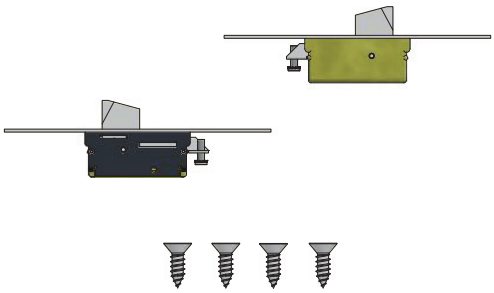

COD.	Cod. deviatore *Cod. deviator*	Frontale inox *Stainless steel forend*	kg		
0689S	0661S	25	0,60	1	5
0689S/F16	0661S/F16	16	0,54	1	5
0689S/F22	0661S/F22	22	0,58	1	5

PARTI IN DOTAZIONE:
2 deviatori, viti di fissaggio in acciaio inox.

PROVIDED WITH:
2 deviators, stainless steel fixing screws.

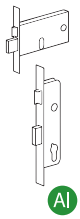

Kit deviatori aste interne 3/5 punti di chiusura
3/5 locking points internal rods deviators kit

AD ESAURIMENTO
END OF LINE

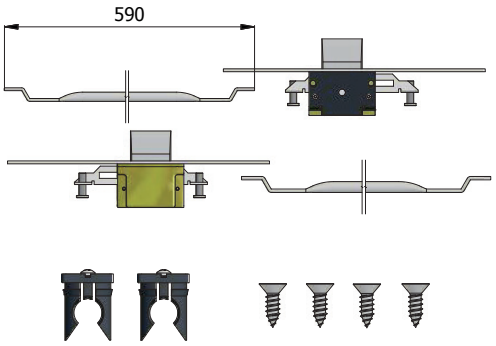

COD.	Cod. deviatore *Cod. deviator*	Frontale inox *Stainless steel forend*	kg		
0780	0761	25	0,81	1	5
0780/F22	0761/F22	22	0,79	1	5

PARTI IN DOTAZIONE:
2 deviatori, 2 aste cod. AST002, 2 pinze guida asta cod. ANY031, viti di fissaggio in acciaio inox.

PROVIDED WITH:
2 deviators, 2 rods cod. AST002, 2 rod guide cod. ANY031, stainless steel fixing screws.

Kit deviatori per aste esterne 3/5 punti di chiusura
3/5 locking points for external rods deviators kit

AD ESAURIMENTO
END OF LINE

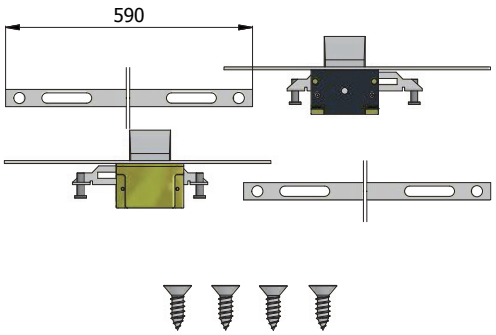

COD.	Cod. deviatore *Cod. deviator*	Frontale inox *Stainless steel forend*	kg		
0781	0761	25	0,85	1	5
0781/F22	0761/F22	22	0,83	1	5

PARTI IN DOTAZIONE:
2 deviatori, 2 aste cod. AST003, viti di fissaggio in acciaio inox.

PROVIDED WITH:
2 deviators, 2 rods cod. AST003, stainless steel fixing screws.

Kit deviatori per aste esterne 3/5 punti di chiusura (con piastrine di collegamento)
3/5 locking points for external rods deviators kit (with connecting plates)

AD ESAURIMENTO
END OF LINE

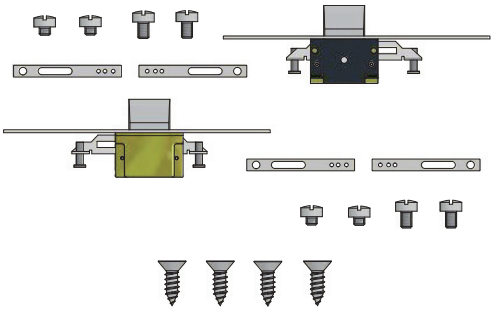

COD.	Cod. deviatore *Cod. deviator*	Frontale inox *Stainless steel forend*	kg		
0782	0761	25	0,66	1	5
0782/F22	0761/F22	22	0,64	1	5

PARTI IN DOTAZIONE:
2 deviatori, 4 piastrine di collegamento cod. PSR028 con viti, viti di fissaggio in acciaio inox.

PROVIDED WITH:
2 deviators, 4 connecting plates cod. PSR028 with screws, stainless steel fixing screws.

Kit per chiusure supplementari (catenaccio avanzante)
Kits for additional locking points (advancing dead bolt)

Kit deviatori per aste esterne 3/5 punti di chiusura (con piastrine di collegamento)
3/5 locking points for external rods deviators kit (with connecting plates)

AD ESAURIMENTO
END OF LINE

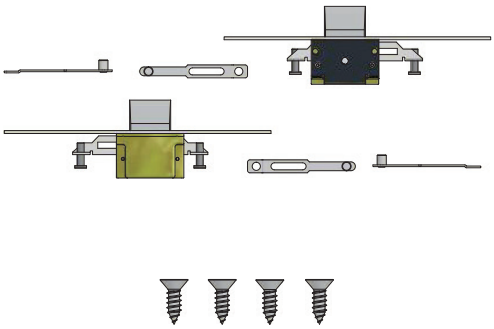

COD.	Cod. deviatore *Cod. deviator*	Frontale inox *Stainless steel forend*	kg		
0784	0761	25	0,62	1	5
0784/F22	0761/F22	22	0,60	1	5

PARTI IN DOTAZIONE:
2 deviatori, 4 piastrine di collegamento cod. PSR073, viti di fissaggio in acciaio inox.

PROVIDED WITH:
2 deviators, 4 connecting plates cod. PSR073, stainless steel fixing screws.

Kit deviatori per aste esterne 3/5 punti di chiusura (agganciate direttamente)
3/5 locking points for external rods deviators kit (direct connection)

AD ESAURIMENTO
END OF LINE

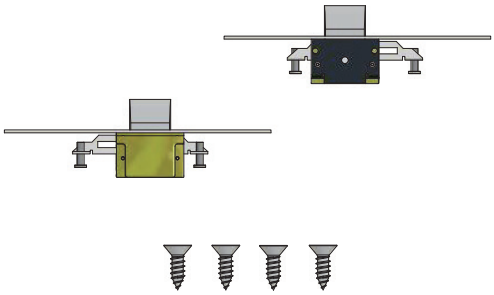

COD.	Cod. deviatore *Cod. deviator*	Frontale inox *Stainless steel forend*	kg		
0789	0761	25	0,61	1	5
0789/F22	0761/F22	22	0,59	1	5

PARTI IN DOTAZIONE:
2 deviatori, viti di fissaggio in acciaio inox.

PROVIDED WITH:
2 deviators, stainless steel fixing screws.

Kit per chiusure supplementari (catenaccio avanzante)
Kits for additional locking points (advancing dead bolt)

Kit deviatori aste interne 3/5 punti di chiusura
3/5 locking points internal rods deviators kit

NEW

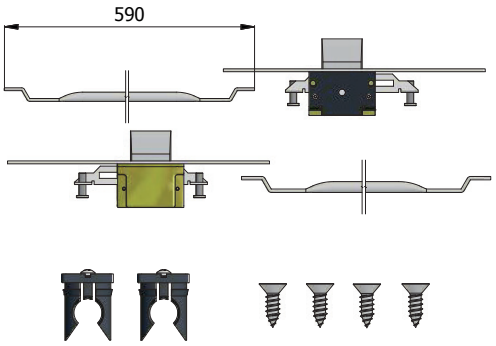

COD.	Cod. deviatore *Cod. deviator*	Frontale inox *Stainless steel forend*	kg		
0780S	0761S	25	0,79	1	5
0780S/F16	0761S/F16	16	0,66	1	5
0780S/F22	0761S/F22	22	0,70	1	5

PARTI IN DOTAZIONE:
2 deviatori, 2 aste cod. AST002, 2 pinze guida asta cod. ANY031, viti di fissaggio in acciaio inox.

PROVIDED WITH:
2 deviators, 2 rods cod. AST002, 2 rod guide cod. ANY031, stainless steel fixing screws.

Kit deviatori per aste esterne 3/5 punti di chiusura
3/5 locking points for external rods deviators kit

NEW

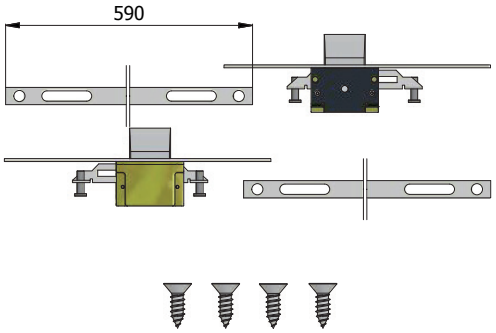

COD.	Cod. deviatore *Cod. deviator*	Frontale inox *Stainless steel forend*	kg		
0781S	0761S	25	0,76	1	5
0781S/F16	0761S/F16	16	0,70	1	5
0781S/F22	0761S/F22	22	0,74	1	5

PARTI IN DOTAZIONE:
2 deviatori, 2 aste cod. AST003, viti di fissaggio in acciaio inox.

PROVIDED WITH:
2 deviators, 2 rods cod. AST003, stainless steel fixing screws.

Kit deviatori per aste esterne 3/5 punti di chiusura (con piastrine di collegamento)
3/5 locking points for external rods deviators kit (with connecting plates)

NEW

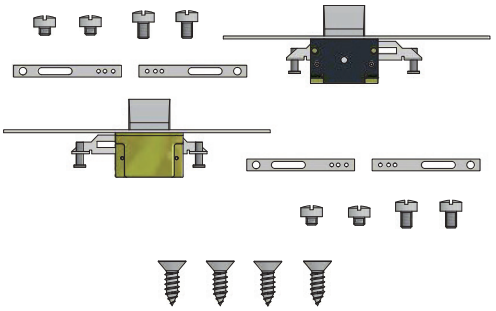

COD.	Cod. deviatore *Cod. deviator*	Frontale inox *Stainless steel forend*	kg		
0782S	0761S	25	0,57	1	5
0782S/F16	0761S/F16	16	0,51	1	5
0782S/F22	0761S/F22	22	0,55	1	5

PARTI IN DOTAZIONE:
2 deviatori, 4 piastrine di collegamento cod. PSR028 con viti, viti di fissaggio in acciaio inox.

PROVIDED WITH:
2 deviators, 4 connecting plates cod. PSR028 with screws, stainless steel fixing screws.

Kit per chiusure supplementari (catenaccio avanzante)
Kits for additional locking points (advancing dead bolt)

Kit deviatori per aste esterne 3/5 punti di chiusura (agganciate direttamente)
3/5 locking points for external rods deviators kit (direct connection)

NEW

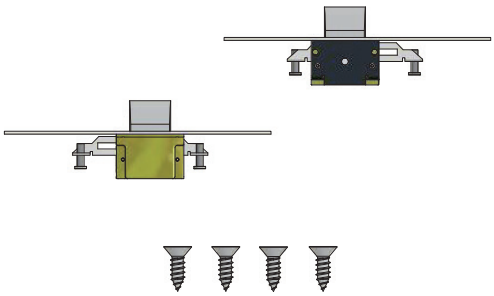

COD.	Cod. deviatore *Cod. deviator*	Frontale inox *Stainless steel forend*	kg		
0789S	0761S	25	0,52	1	5
0789S/F16	0761S/F16	16	0,46	1	5
0789S/F22	0761S/F22	22	0,50	1	5

PARTI IN DOTAZIONE:
2 deviatori, viti di fissaggio in acciaio inox.

PROVIDED WITH:
2 deviators, stainless steel fixing screws.

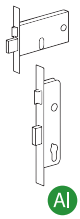

Kit per chiusure supplementari (gancio e pistone)
Kits for additional locking points (hook bolt and piston)

Kit deviatori aste interne 3/5 punti di chiusura
3/5 locking points internal rods deviators kit

NEW

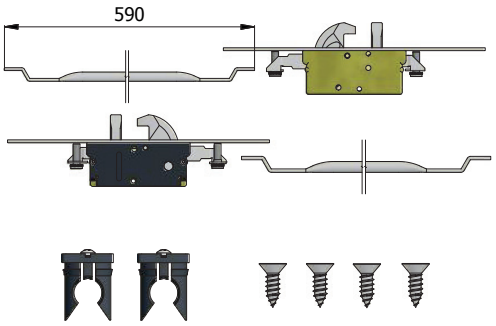

COD.	Cod. deviatore *Cod. deviator*	Frontale inox *Stainless steel forend*	kg		
0770S	0766S	25	0,93	1	5
0770S/F16	0766S/F16	16	0,80	1	5
0770S/F22	0766S/F22	22	0,84	1	5

PARTI IN DOTAZIONE:
2 deviatori, 2 aste cod. AST002, 2 pinze guida asta cod. ANY031, viti di fissaggio in acciaio inox.

PROVIDED WITH:
2 deviators, 2 rods cod. AST002, 2 rod guide cod. ANY031, stainless steel fixing screws.

Kit deviatori per aste esterne 3/5 punti di chiusura
3/5 locking points for external rods deviators kit

NEW

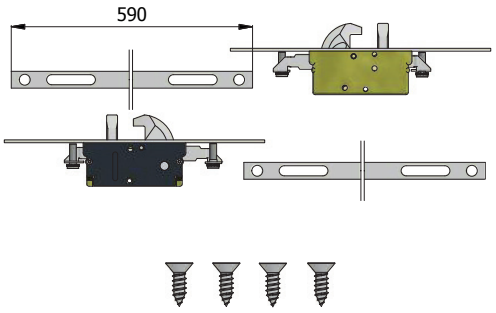

COD.	Cod. deviatore *Cod. deviator*	Frontale inox *Stainless steel forend*	kg		
0771S	0766S	25	0,90	1	5
0771S/F16	0766S/F16	16	0,84	1	5
0771S/F22	0766S/F22	22	0,88	1	5

PARTI IN DOTAZIONE:
2 deviatori, 2 aste cod. AST003, viti di fissaggio in acciaio inox.

PROVIDED WITH:
2 deviators, 2 rods cod. AST003, stainless steel fixing screws.

Kit deviatori per aste esterne 3/5 punti di chiusura (con piastrine di collegamento)
3/5 locking points for external rods deviators kit (with connecting plates)

NEW

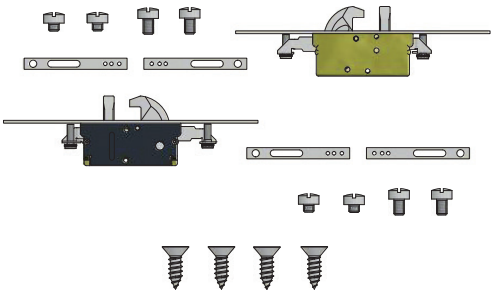

COD.	Cod. deviatore *Cod. deviator*	Frontale inox *Stainless steel forend*	kg		
0772S	0766S	25	0,71	1	5
0772S/F16	0766S/F16	16	0,65	1	5
0772S/F22	0766S/F22	22	0,69	1	5

PARTI IN DOTAZIONE:
2 deviatori, 4 piastrine di collegamento cod. PSR028 con viti, viti di fissaggio in acciaio inox.

PROVIDED WITH:
2 deviators, 4 connecting plates cod. PSR028 with screws, stainless steel fixing screws.

Kit per chiusure supplementari (gancio e pistone)
Kits for additional locking points (hook bolt and piston)

Kit deviatori per aste esterne 3/5 punti di chiusura (agganciate direttamente)
3/5 locking points for external rods deviators kit (direct connection)

NEW

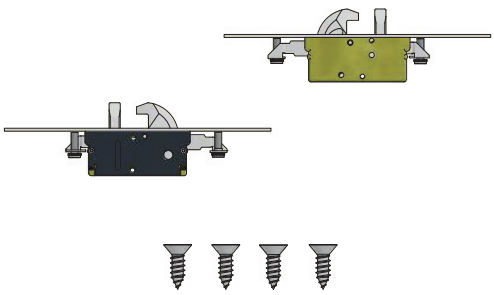

COD.	Cod. deviatore *Cod. deviator*	Frontale inox *Stainless steel forend*	kg		
0779S	0766S	25	0,66	1	5
0779S/F16	0766S/F16	16	0,60	1	5
0779S/F22	0766S/F22	22	0,64	1	5

PARTI IN DOTAZIONE:
2 deviatori, viti di fissaggio in acciaio inox.

PROVIDED WITH:
2 deviators, stainless steel fixing screws.

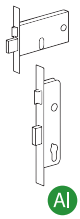


IDMEC

PROGETTATA E TESTATA SECONDO IL PROGETTO DI NORMA EUROPEA prEN 15685:10
DESIGNED AND TESTED ACCORDING TO THE DRAFT OF EUROPEAN STANDARD prEN 15685:10

Scrocco, rullo e tappo intercambiabili
Interchangeable latch bolt, roller bolt and plug

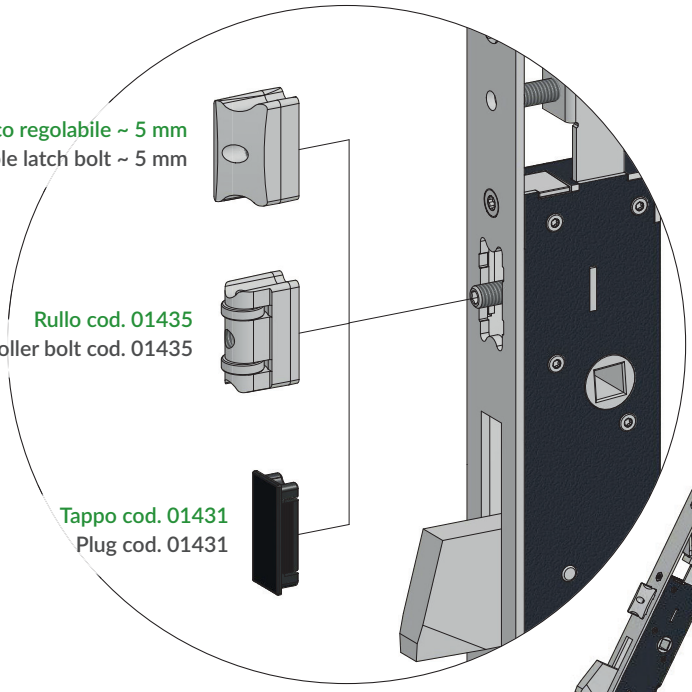

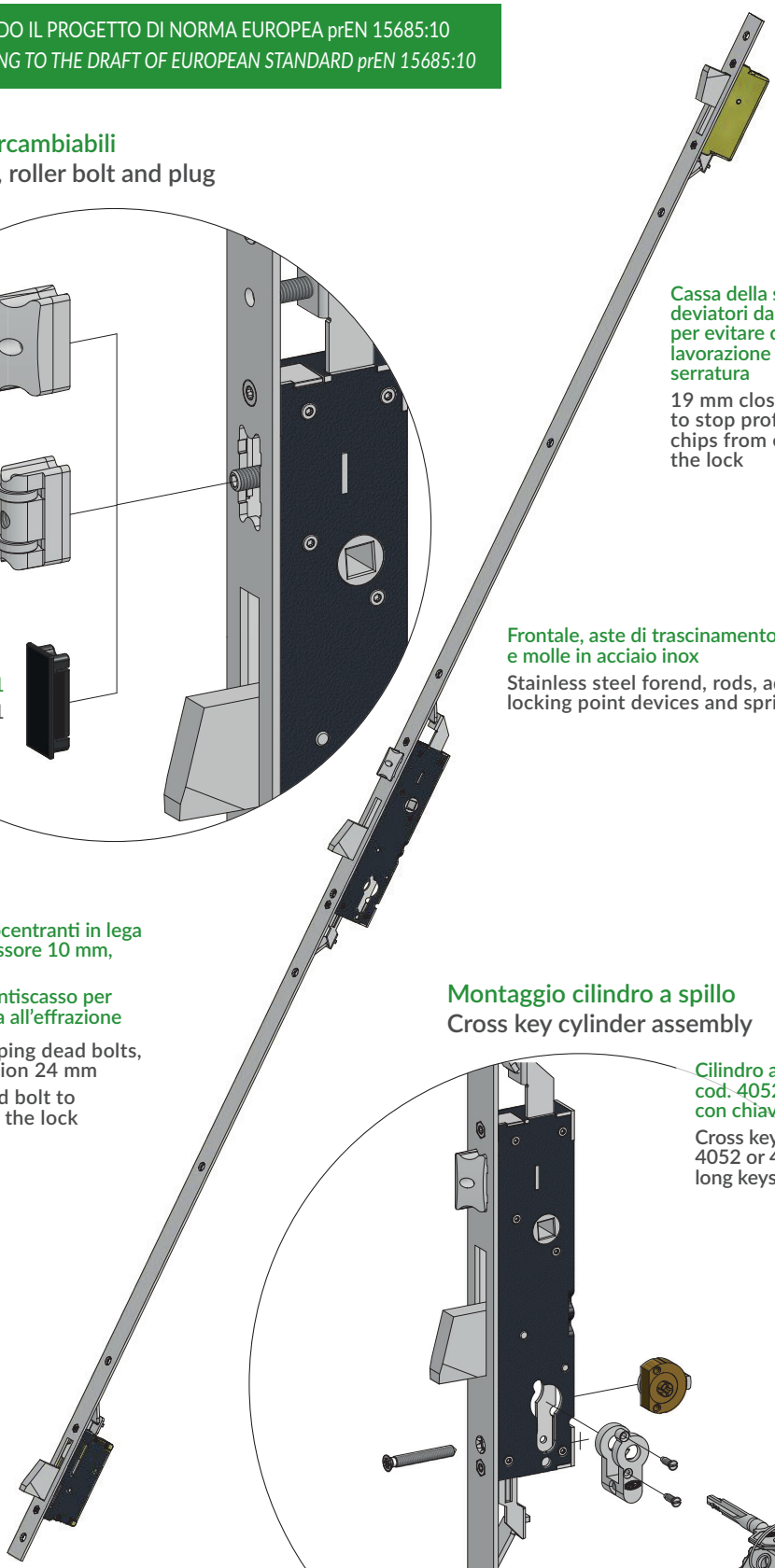

Cassa della serratura e dei deviatori da 19 mm chiusa per evitare che trucioli di lavorazione entrino nella serratura

19 mm closed lockcases to stop profile machining chips from entering into the lock

Frontale, aste di trascinamento, rinvii aste e molle in acciaio inox

Stainless steel forend, rods, additional locking point devices and springs

Catenacci basculanti autocentranti in lega speciale cromata con spessore 10 mm, escursione 24 mm

Catenaccio con sistema antiscasso per massimizzare la resistenza all'effrazione

Chrome special-alloy tipping dead bolts, thickness 10 mm, excursion 24 mm

Lock picking system dead bolt to maximize the security of the lock

Montaggio cilindro a spillo
Cross key cylinder assembly

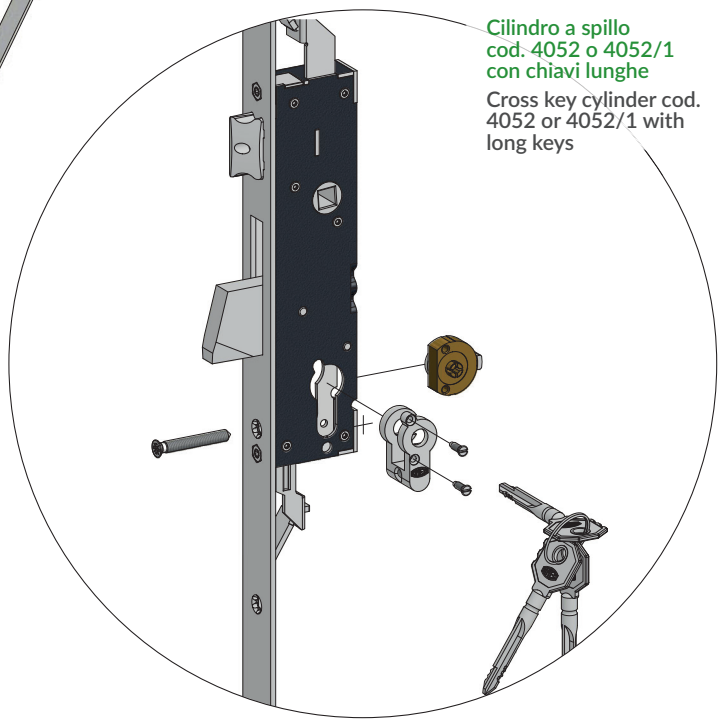

Cilindro a spillo cod. 4052 o 4052/1 con chiavi lunghe

Cross key cylinder cod. 4052 or 4052/1 with long keys

Punti di chiusura indipendenti: qualora venga forzato uno dei catenacci i restanti rimangono in posizione di blocco

Independent locking points: if one of the dead bolts is forced open the others stay closed

Versioni disponibili con cilindro europeo, cilindro svizzero e cilindro a spillo

Versions available with European cylinder, Swiss profile cylinder and cross cylinder

3 catenacci e scrocco regolabile - 3 dead bolts and adjustable latch bolt

Scrocco intercambiabile con rullo cod. 01435 - Latch bolt interchangeable into roller bolt cod. 01435

NEW

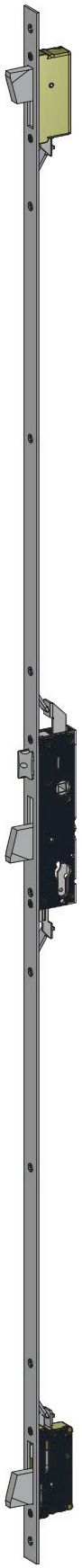

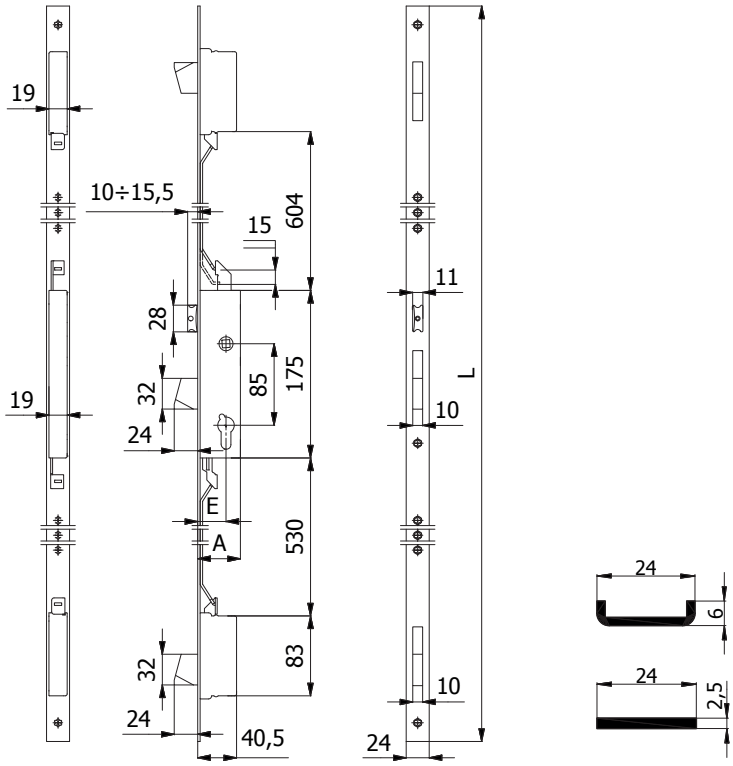

CARATTERISTICHE COSTRUTTIVE: Scatole e coperchi in acciaio zincato e plastificato - Catenacci autocentranti in lega speciale cromata con sistema antiscasso - Scrocco in lega speciale cromata - Ingegno maniglia in lega speciale zincata foro ⌑ 8 mm.

FUNZIONAMENTO: Catenacci comandati dalla chiave - Scrocco comandato dalla chiave o dalla maniglia.

MANO: Reversibile.

PARTI IN DOTAZIONE: 2 borchie cod. 0120 N, 2 sottofrontali cod.0633 N (per frontale a "U"), vite cilindro, viti di fissaggio in acciaio inox, istruzioni di montaggio.

CONSTRUCTIVE FEATURES: Zinc and plastic plated steel cases and covers - Special chromed alloy self-centering dead bolts with lock-picking system - Special chromed alloy latch bolt - Special zinc-plated alloy square spindle device ⌑ 8 mm.

WORKING: Key driven dead bolts - Handle or key driven latch bolt.

HAND: Reversible.

PROVIDED WITH: 2 roses cod. 0120 N, 2 forend spacers cod. 0633 N (for "U" shaped forend), cylinder screw, stainless steel fixing screws, assembling instructions.

COD.	NEW COD.	E	L	A	frontale *forend*	mandate *throws*	kg		
1160	1500.25.UC	25	1570	40	Acciaio inox *Stainless steel*	1	1,97	1	5
1170	1500.30.UC	30	1570	45		1	2,00	1	5
1180	1500.35.UC	35	1570	50		1	2,03	1	5
1560	1500.25.PC	25	1570	40	Acciaio inox *Stainless steel*	1	1,91	1	5
1570	1500.30.PC	30	1570	45		1	1,94	1	5
1580	1500.35.PC	35	1570	50		1	1,97	1	5

Serrature multipunto per montanti
Vertical multi-point locks

3 catenacci - 3 dead bolts

NEW

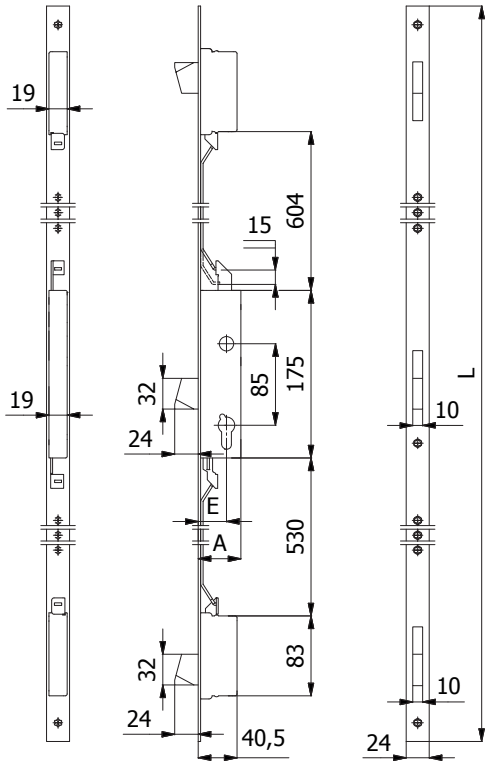

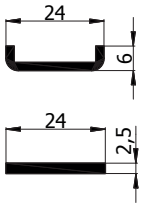

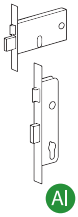

CARATTERISTICHE COSTRUTTIVE: Scatole e coperchi in acciaio zincato e plastificato - Catenacci autocentranti in lega speciale cromata con sistema antiscasso.

FUNZIONAMENTO: Catenacci comandati dalla chiave.

MANO: Unica.

PARTI IN DOTAZIONE: 2 borchie cod. 0120 N, 2 sottofrontali cod. 0633 N (per frontale a "U"), vite cilindro, viti di fissaggio in acciaio inox, istruzioni di montaggio.

CONSTRUCTIVE FEATURES: Zinc and plastic plated steel cases and covers - Special chromed-alloy self-centering dead bolts with lock-picking system.

WORKING: Key driven dead bolts.

HAND: No hand.

PROVIDED WITH: 2 roses cod. 0120 N, 2 forend spacers cod. 0633 N (for "U" shaped forend), cylinder screw, stainless steel fixing screws, assembling instructions.

COD.	NEW COD.	E	L	A	frontale *forend*	mandate *throws*	kg		
1161	1501.25.UC	25	1570	40	Acciaio inox *Stainless steel*	1	1,90	1	5
1171	1501.30.UC	30	1570	45		1	1,93	1	5
1181	1501.35.UC	35	1570	50		1	1,96	1	5
1561	1501.25.PC	25	1570	40	Acciaio inox *Stainless steel*	1	1,84	1	5
1571	1501.30.PC	30	1570	45		1	1,87	1	5
1581	1501.35.PC	35	1570	50		1	1,90	1	5

3 catenacci e rullo regolabile - 3 dead bolts and adjustable roller bolt

NEW

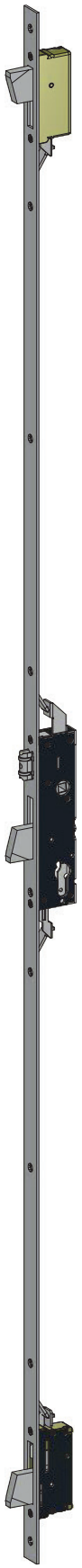

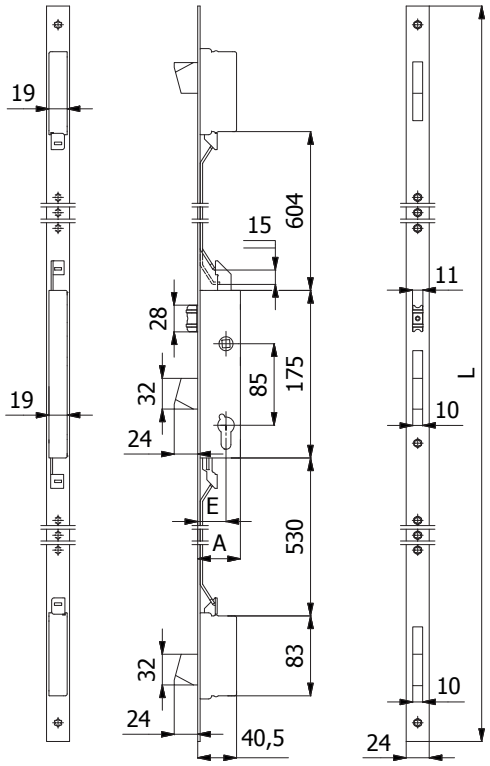

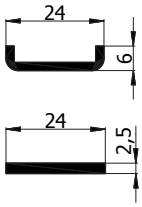

CARATTERISTICHE COSTRUTTIVE: Scatole e coperchi in acciaio zincato e plastificato - Catenacci autocentranti in lega speciale cromata con sistema antiscasso - Rullo in ottone cromato.

FUNZIONAMENTO: Catenacci comandati dalla chiave - Rullo comandato a pressione o dalla chiave.

MANO: Unica.

PARTI IN DOTAZIONE: 2 borchie cod. 0120 N, 2 sottofrontali cod.0633 N (per frontale a "U"), vite cilindro, viti di fissaggio in acciaio inox, istruzioni di montaggio.

CONSTRUCTIVE FEATURES: Zinc and plastic plated steel cases and covers - Special chromed alloy self-centering dead bolts with lock-picking system - Chromed brass roller bolt.

WORKING: Key driven dead bolts - Pressure or key driven roller bolt.

HAND: No hand.

PROVIDED WITH: 2 roses cod. 0120 N, 2 forend spacers cod. 0633 N (for "U" shaped forend), cylinder screw, stainless steel fixing screws, assembling instructions.

COD.	NEW COD.	E	L	A	frontale *forend*	mandate *throws*	kg		
1165	1505.25.UC	25	1570	40	Acciaio inox *Stainless steel*	1	2,00	1	5
1175	1505.30.UC	30	1570	45		1	2,03	1	5
1185	1505.35.UC	35	1570	50		1	2,06	1	5
1565	1505.25.PC	25	1570	40	Acciaio inox *Stainless steel*	1	1,94	1	5
1575	1505.30.PC	30	1570	45		1	1,97	1	5
1585	1505.35.PC	35	1570	50		1	2,00	1	5

3 ganci - 3 hook bolts

NEW

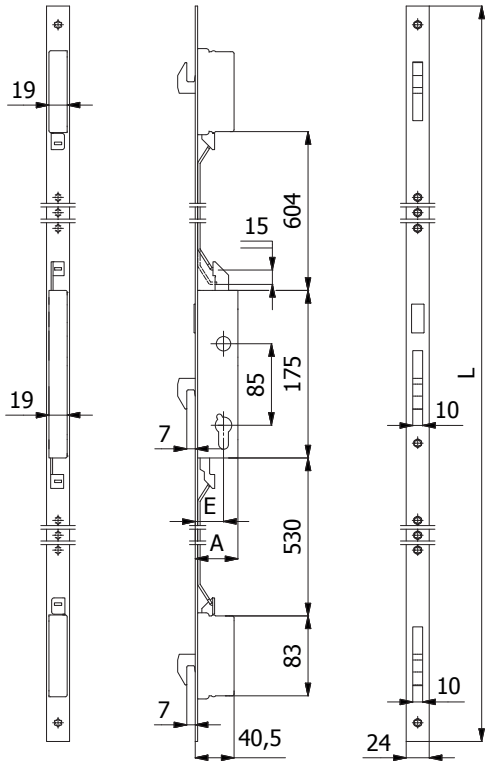

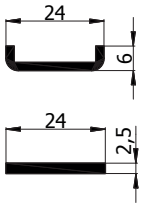

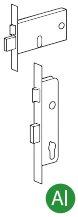

CARATTERISTICHE COSTRUTTIVE: Scatole e coperchi in acciaio zincato e plastificato - Ganci in acciaio inox.

FUNZIONAMENTO: Ganci comandati dalla chiave.

MANO: Unica.

PARTI IN DOTAZIONE: 2 borchie cod. 0120 N, 2 sottofrontali cod.0633 N (per frontale a "U"), vite cilindro, viti di fissaggio in acciaio inox, istruzioni di montaggio.

CONSTRUCTIVE FEATURES: Zinc and plastic plated steel cases and covers - Stainless steel hook bolts.

WORKING: Key driven hook bolts.

HAND: No hand.

PROVIDED WITH: 2 roses cod. 0120 N, 2 forend spacers cod. 0633 N (for "U" shaped forend), cylinder screw, stainless steel fixing screws, assembling instructions.

COD.	NEW COD.	E	L	A	frontale *forend*	mandate *throws*	kg		
1166	1506.25.UC	25	1570	40	Acciaio inox *Stainless steel*	1	1,83	1	5
1176	1506.30.UC	30	1570	45		1	1,86	1	5
1186	1506.35.UC	35	1570	50		1	1,89	1	5
1566	1506.25.PC	25	1570	40	Acciaio inox *Stainless steel*	1	1,77	1	5
1576	1506.30.PC	30	1570	45		1	1,80	1	5
1586	1506.35.PC	35	1570	50		1	1,83	1	5

3 catenacci e scrocco regolabile - 3 dead bolts and adjustable latch bolt

Scrocco intercambiabile con rullo cod. 01435 - Latch bolt interchangeable into roller bolt cod. 01435

AD ESAURIMENTO
END OF LINE

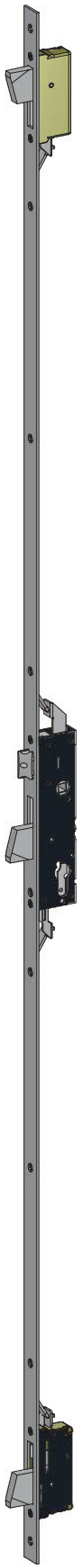

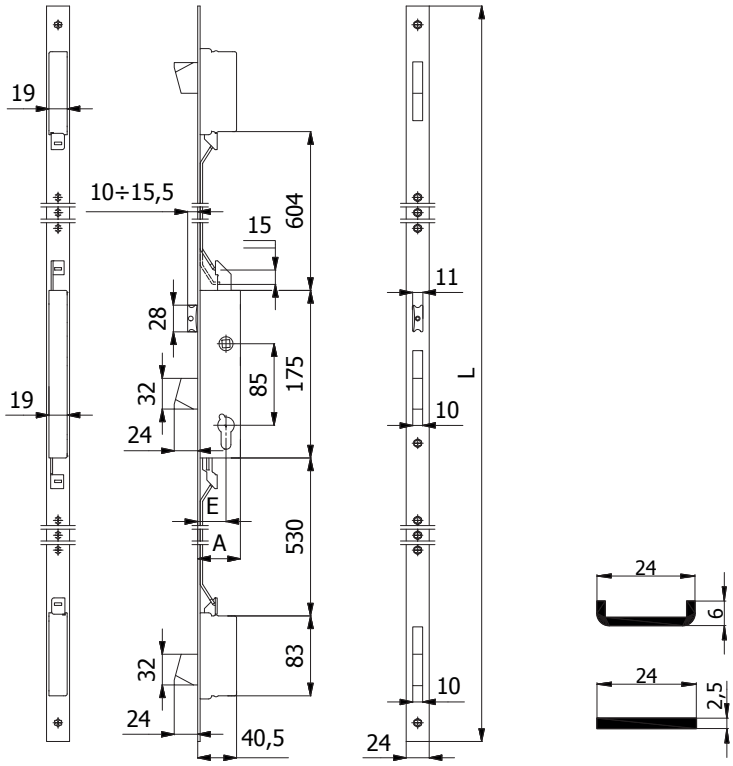

CARATTERISTICHE COSTRUTTIVE: Scatole e coperchi in acciaio zincato e plastificato - Catenacci autocentranti in lega speciale cromata con sistema antiscasso - Scrocco in lega speciale cromata - Ingegno maniglia in lega speciale zincata foro ⌑ 8 mm.

FUNZIONAMENTO: Catenacci comandati dalla chiave - Scrocco comandato dalla chiave o dalla maniglia.

MANO: Reversibile.

PARTI IN DOTAZIONE: 2 borchie cod. 0120 N, 2 sottofrontali cod.0633 N (per frontale a "U"), vite cilindro, viti di fissaggio in acciaio inox, istruzioni di montaggio.

CONSTRUCTIVE FEATURES: Zinc and plastic plated steel cases and covers - Special chromed alloy self-centering dead bolts with lock-picking system - Special chromed alloy latch bolt - Special zinc-plated alloy square spindle device ⌑ 8 mm.

WORKING: Key driven dead bolts - Handle or key driven latch bolt.

HAND: Reversible.

PROVIDED WITH: 2 roses cod. 0120 N, 2 forend spacers cod. 0633 N (for "U" shaped forend), cylinder screw, stainless steel fixing screws, assembling instructions.

COD.	E	L	A	frontale *forend*	mandate *throws*	Kg		
1260	25	2300	40	Acciaio inox *Stainless steel*	1	2,30	1	5
1270	30	2300	45		1	2,33	1	5
1280	35	2300	50		1	2,36	1	5
1660	25	2300	40	Acciaio inox *Stainless steel*	1	2,30	1	5
1670	30	2300	45		1	2,33	1	5
1680	35	2300	50		1	2,36	1	5

3 catenacci - 3 dead bolts

AD ESAURIMENTO
END OF LINE

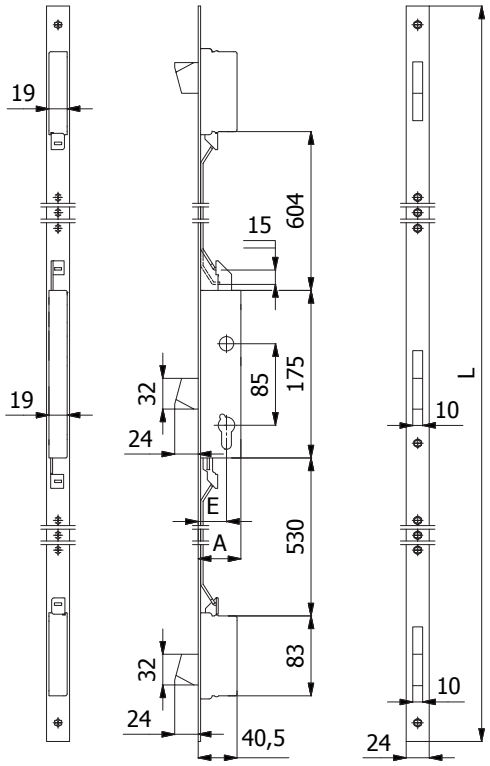

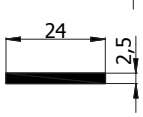

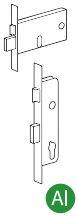

CARATTERISTICHE COSTRUTTIVE: Scatole e coperchi in acciaio zincato e plastificato - Catenacci autocentranti in lega speciale cromata con sistema antiscasso.

FUNZIONAMENTO: Catenacci comandati dalla chiave.

MANO: Unica.

PARTI IN DOTAZIONE: 2 borchie cod. 0120 N, 2 sottofrontali cod.0633 N (per frontale a "U"), vite cilindro, viti di fissaggio in acciaio inox, istruzioni di montaggio.

CONSTRUCTIVE FEATURES: Zinc and plastic plated steel cases and covers -Special chromed alloy self-centering dead bolts with lock-picking system.

WORKING: Key driven dead bolts.

HAND: No hand.

PROVIDED WITH: 2 roses cod. 0120 N, 2 forend spacers cod. 0633 N (for "U" shaped forend), cylinder screw, stainless steel fixing screws, assembling instructions.

COD.	E	L	A	frontale *forend*	mandate *throws*	Kg		
1261	25	2300	40	Acciaio inox *Stainless steel*	1	2,23	1	5
1271	30	2300	45		1	2,26	1	5
1281	35	2300	50		1	2,29	1	5
1661	25	2300	40	Acciaio inox *Stainless steel*	1	2,23	1	5
1671	30	2300	45		1	2,26	1	5
1681	35	2300	50		1	2,29	1	5

3 catenacci e rullo regolabile - 3 dead bolts and adjustable roller bolt

AD ESAURIMENTO
END OF LINE

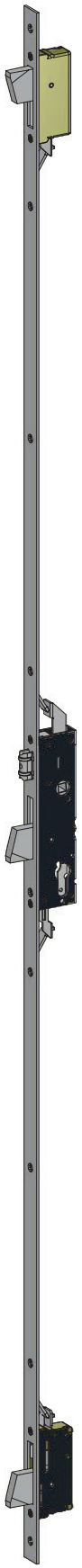

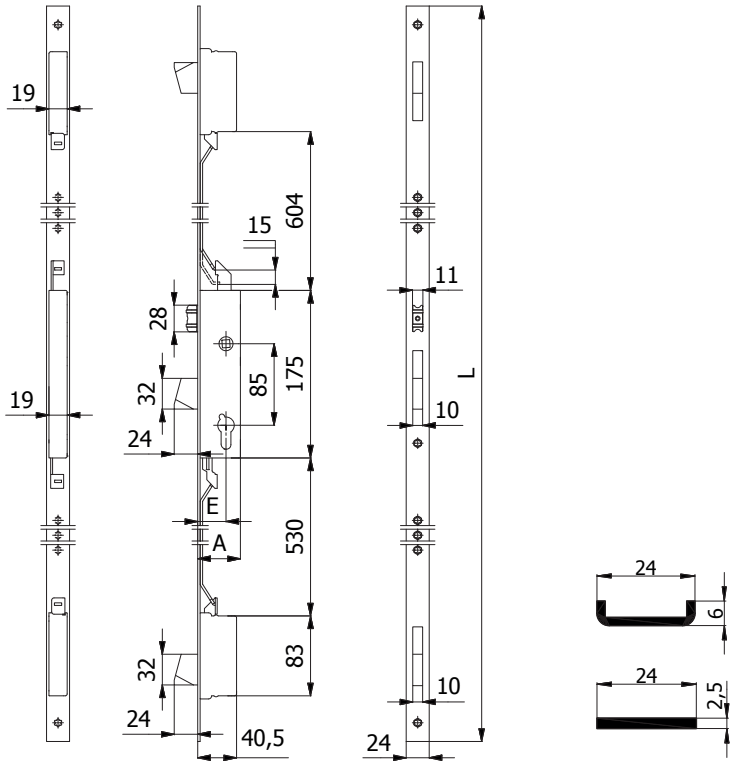

CARATTERISTICHE COSTRUTTIVE: Scatole e coperchi in acciaio zincato e plastificato - Catenacci autocentranti in lega speciale cromata con sistema antiscasso - Rullo in ottone cromato.

FUNZIONAMENTO: Catenacci comandati dalla chiave - Rullo comandato a pressione o dalla chiave.

MANO: Unica.

PARTI IN DOTAZIONE: 2 borchie cod. 0120 N, 2 sottofrontali cod.0633 N (per frontale a "U"), vite cilindro, viti di fissaggio in acciaio inox, istruzioni di montaggio.

CONSTRUCTIVE FEATURES: Zinc and plastic plated steel cases and covers - Special chromed alloy self-centering dead bolts with lock-picking system - Chromed brass roller bolt.

WORKING: Key driven dead bolts - Pressure or key driven roller bolt.

HAND: No hand.

PROVIDED WITH: 2 roses cod. 0120 N, 2 forend spacers cod. 0633 N (for "U" shaped forend), cylinder screw, stainless steel fixing screws, assembling instructions.

COD.	E	L	A	frontale *forend*	mandate *throws*	Kg		
1265	25	2300	40	Acciaio inox *Stainless steel*	1	2,33	1	5
1275	30	2300	45		1	2,36	1	5
1285	35	2300	50		1	2,39	1	5
1665	25	2300	40	Acciaio inox *Stainless steel*	1	2,33	1	5
1675	30	2300	45		1	2,36	1	5
1685	35	2300	50		1	2,39	1	5

3 ganci - 3 hook bolts

AD ESAURIMENTO
END OF LINE

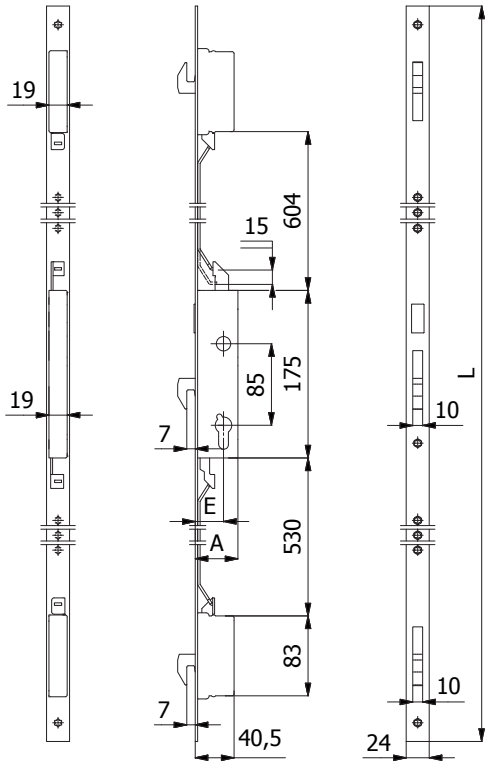

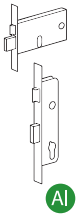

CARATTERISTICHE COSTRUTTIVE: Scatole e coperchi in acciaio zincato e plastificato - Ganci in acciaio inox.

FUNZIONAMENTO: Ganci comandati dalla chiave.

MANO: Unica.

PARTI IN DOTAZIONE: 2 borchie cod. 0120 N, 2 sottofrontali cod.0633 N (per frontale a "U"), vite cilindro, viti di fissaggio in acciaio inox, istruzioni di montaggio.

CONSTRUCTIVE FEATURES: Zinc and plastic plated steel cases and covers - Stainless steel hook bolts.

WORKING: Key driven hook bolts.

HAND: No hand.

PROVIDED WITH: 2 roses cod. 0120 N, 2 forend spacers cod. 0633 N (for "U" shaped forend), cylinder screw, stainless steel fixing screws, assembling instructions.

COD.	E	L	A	frontale *forend*	mandate *throws*	Kg		
1266	25	2300	40	Acciaio inox *Stainless steel*	1	2,16	1	5
1276	30	2300	45		1	2,19	1	5
1286	35	2300	50		1	2,22	1	5
1666	25	2300	40	Acciaio inox *Stainless steel*	1	2,16	1	5
1676	30	2300	45		1	2,19	1	5
1686	35	2300	50		1	2,22	1	5

3 catenacci e scrocco regolabile - 3 dead bolts and adjustable latch bolt

Scrocco intercambiabile con rullo cod. 01435 - Latch bolt interchangeable into roller bolt cod. 01435

NEW

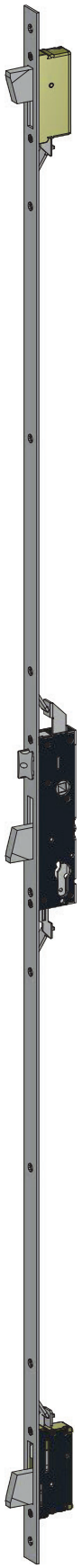

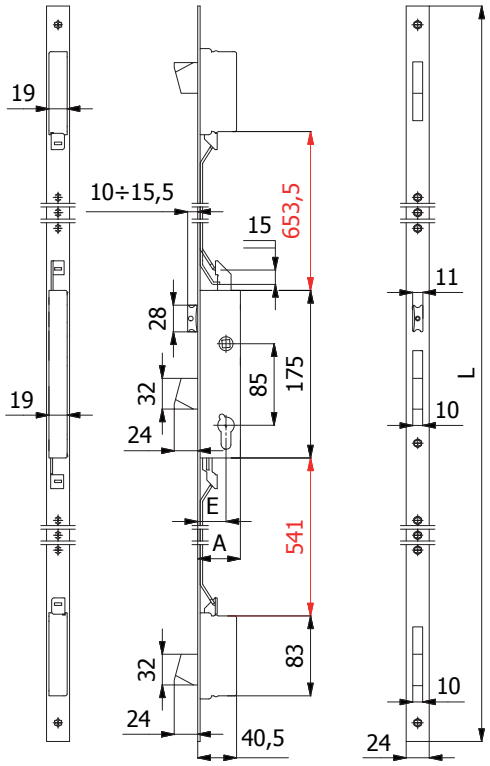

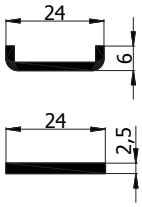

CARATTERISTICHE COSTRUTTIVE: Scatole e coperchi in acciaio zincato e plastificato - Catenacci autocentranti in lega speciale cromata con sistema antiscasso - Scrocco in lega speciale cromata - Ingegno maniglia in lega speciale zincata foro ⌑ 8 mm.

FUNZIONAMENTO: Catenacci comandati dalla chiave - Scrocco comandato dalla chiave o dalla maniglia.

MANO: Reversibile.

PARTI IN DOTAZIONE: 2 borchie cod. 0120 N, 2 sottofrontali cod.0633 N (per frontale a "U"), vite cilindro, viti di fissaggio in acciaio inox, istruzioni di montaggio.

CONSTRUCTIVE FEATURES: Zinc and plastic plated steel cases and covers - Special chromed alloy self-centering dead bolts with lock-picking system - Special chromed alloy latch bolt - Special zinc-plated alloy square spindle device ⌑ 8 mm.

WORKING: Key driven dead bolts - Handle or key driven latch bolt.

HAND: Reversible.

PROVIDED WITH: 2 roses cod. 0120 N, 2 forend spacers cod. 0633 N (for "U" shaped forend), cylinder screw, stainless steel fixing screws, assembling instructions.

COD.	E	L	A	frontale *forend*	mandate *throws*	cilindro *cylinder*	kg		
1500.25.PL	25	2300	40	Acciaio inox *Stainless steel*	1		2,30	1	5
1500.30.PL	30	2300	45		1		2,33	1	5
1500.35.PL	35	2300	50		1		2,36	1	5
1500.25.UL	25	2300	40	Acciaio inox *Stainless steel*	1		2,30	1	5
1500.30.UL	30	2300	45		1		2,33	1	5
1500.35.UL	35	2300	50		1		2,36	1	5
3500.30.PL	30	2300	45	Acciaio inox *Stainless steel*	1	Cilindro svizzero *Swiss profile cylinder*	2,33	1	5
3500.35.PL	35	2300	50		1		2,36	1	5
3500.30.UL	30	2300	45	Acciaio inox *Stainless steel*	1		2,33	1	5
3500.35.UL	35	2300	50		1		2,36	1	5

Serrature multipunto per montanti
Vertical multi-point locks

3 catenacci - 3 dead bolts

NEW

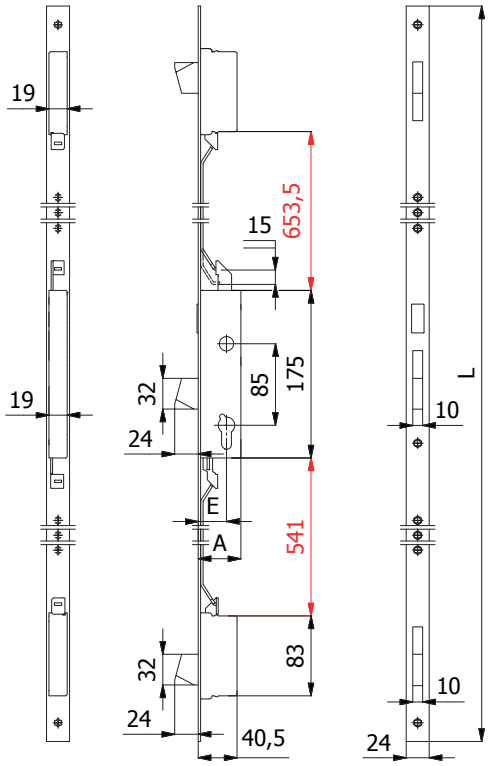

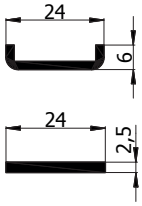

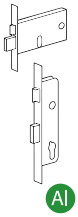

CARATTERISTICHE COSTRUTTIVE: Scatole e coperchi in acciaio zincato e plastificato - Catenacci autocentranti in lega speciale cromata con sistema antiscasso.

FUNZIONAMENTO: Catenacci comandati dalla chiave.

MANO: Unica.

PARTI IN DOTAZIONE: 2 borchie cod. 0120 N, 2 sottofrontali cod.0633 N (per frontale a "U"), vite cilindro, viti di fissaggio in acciaio inox, istruzioni di montaggio.

CONSTRUCTIVE FEATURES: Zinc and plastic plated steel cases and covers - Special chromed alloy self-centering dead bolts with lock-picking system.

WORKING: Key driven dead bolts.

HAND: No hand.

PROVIDED WITH: 2 roses cod. 0120 N, 2 forend spacers cod. 0633 N (for "U" shaped forend), cylinder screw, stainless steel fixing screws, assembling instructions.

COD.	E	L	A	frontale *forend*	mandate *throws*	cilindro *cylinder*	kg		
1501.25.PL	25	2300	40	Acciaio inox *Stainless steel*	1		2,23	1	5
1501.30.PL	30	2300	45		1		2,26	1	5
1501.35.PL	35	2300	50		1		2,29	1	5
1501.25.UL	25	2300	40	Acciaio inox *Stainless steel*	1		2,23	1	5
1501.30.UL	30	2300	45		1		2,26	1	5
1501.35.UL	35	2300	50		1		2,29	1	5
3501.30.PL	30	2300	45	Acciaio inox *Stainless steel*	1	Cilindro svizzero Swiss profile cylinder	2,26	1	5
3501.35.PL	35	2300	50		1		2,29	1	5
3501.30.UL	30	2300	45	Acciaio inox *Stainless steel*	1		2,26	1	5
3501.35.UL	35	2300	50		1		2,29	1	5

3 catenacci e rullo regolabile - 3 dead bolts and adjustable roller bolt

NEW

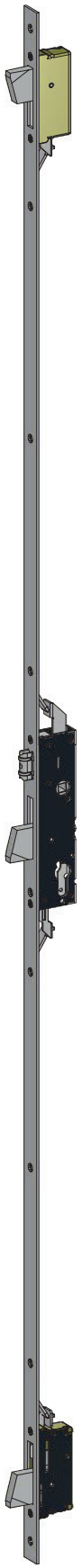

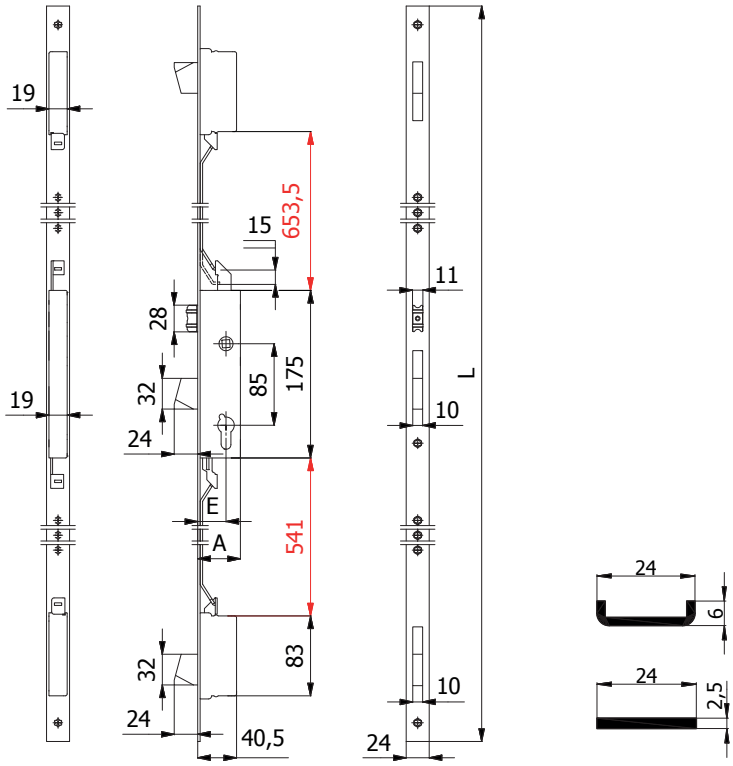

CARATTERISTICHE COSTRUTTIVE: Scatole e coperchi in acciaio zincato e plastificato - Catenacci autocentranti in lega speciale cromata con sistema antiscasso - Rullo in ottone cromato.

FUNZIONAMENTO: Catenacci comandati dalla chiave - Rullo comandato a pressione o dalla chiave.

MANO: Unica.

PARTI IN DOTAZIONE: 2 borchie cod. 0120 N, 2 sottofrontali cod.0633 N (per frontale a "U"), vite cilindro, viti di fissaggio in acciaio inox, istruzioni di montaggio.

CONSTRUCTIVE FEATURES: Zinc and plastic plated steel cases and covers - Special chromed alloy self-centering dead bolts with lock-picking system - Chromed brass roller bolt.

WORKING: Key driven dead bolts - Pressure or key driven roller bolt.

HAND: No hand.

PROVIDED WITH: 2 roses cod. 0120 N, 2 forend spacers cod. 0633 N (for "U" shaped forend), cylinder screw, stainless steel fixing screws, assembling instructions.

COD.	E	L	A	frontale *forend*	mandate *throws*	cilindro *cylinder*	kg		
1505.25.PL	25	2300	40	Acciaio inox *Stainless steel*	1		2,30	1	5
1505.30.PL	30	2300	45		1		2,33	1	5
1505.35.PL	35	2300	50		1		2,36	1	5
1505.25.UL	25	2300	40	Acciaio inox *Stainless steel*	1		2,30	1	5
1505.30.UL	30	2300	45		1		2,33	1	5
1505.35.UL	35	2300	50		1		2,36	1	5
3505.30.PL	30	2300	45	Acciaio inox *Stainless steel*	1	Cilindro svizzero *Swiss profile cylinder*	2,33	1	5
3505.35.PL	35	2300	50		1		2,36	1	5
3505.30.UL	30	2300	45	Acciaio inox *Stainless steel*	1		2,33	1	5
3505.35.UL	35	2300	50		1		2,36	1	5

3 ganci- 3 hook bolts

NEW

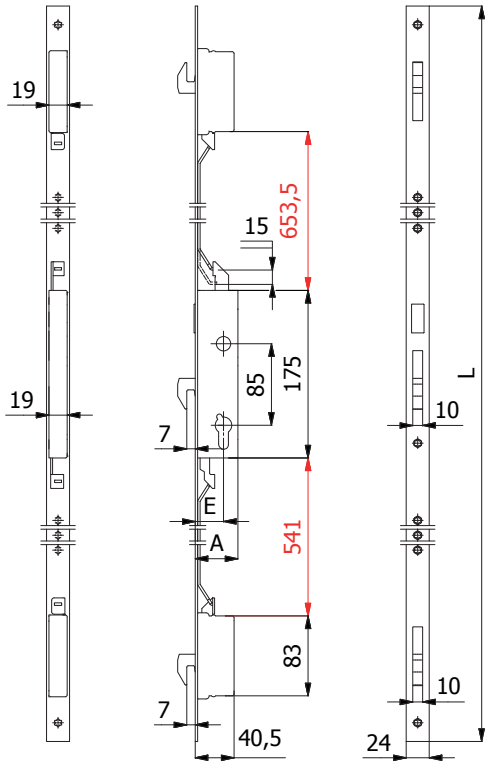

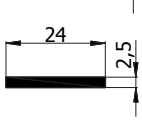

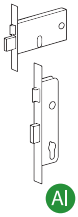

CARATTERISTICHE COSTRUTTIVE: Scatole e coperchi in acciaio zincato e plastificato - Ganci in acciaio inox.

FUNZIONAMENTO: Ganci comandati dalla chiave.

MANO: Unica.

PARTI IN DOTAZIONE: 2 borchie cod. 0120 N, 2 sottofrontali cod.0633 N (per frontale a "U"), vite cilindro, viti di fissaggio in acciaio inox, istruzioni di montaggio.

CONSTRUCTIVE FEATURES: Zinc and plastic plated steel cases and covers - Stainless steel hook bolts.

WORKING: Key driven hook bolts.

HAND: No hand.

PROVIDED WITH: 2 roses cod. 0120 N, 2 forend spacers cod. 0633 N (for "U" shaped forend), cylinder screw, stainless steel fixing screws, assembling instructions.

COD.	E	L	A	frontale *forend*	mandate *throws*	cilindro *cylinder*	kg		
1506.25.PL	25	2300	40	Acciaio inox *Stainless steel*	1		2,16	1	5
1506.30.PL	30	2300	45		1		2,19	1	5
1506.35.PL	35	2300	50		1		2,22	1	5
1506.25.UL	25	2300	40	Acciaio inox *Stainless steel*	1		2,16	1	5
1506.30.UL	30	2300	45		1		2,19	1	5
1506.35.UL	35	2300	50		1		2,22	1	5
3506.30.PL	30	2300	45	Acciaio inox *Stainless steel*	1	Cilindro svizzero *Swiss profile cylinder*	2,19	1	5
3506.35.PL	35	2300	50		1		2,22	1	5
3506.30.UL	30	2300	45	Acciaio inox *Stainless steel*	1		2,19	1	5
3506.35.UL	35	2300	50		1		2,22	1	5

Serrature multipunto per montanti
Vertical multi-point locks

PROGETTATA E TESTATA SECONDO IL PROGETTO DI NORMA EUROPEA prEN 15685:10
DESIGNED AND TESTED ACCORDING TO THE DRAFT OF EUROPEAN STANDARD prEN 15685:10

Scrocco, rullo e tappo intercambiabili
Interchangeable latch bolt,roller bolt and plug

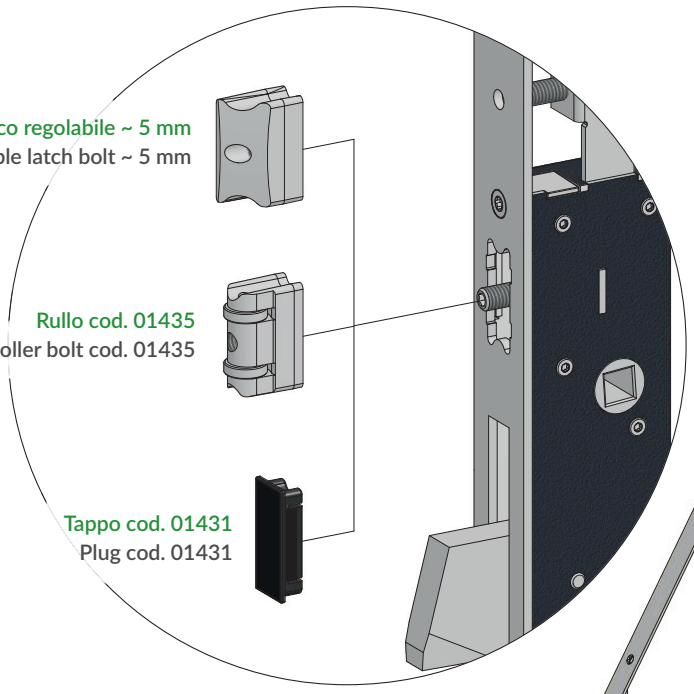

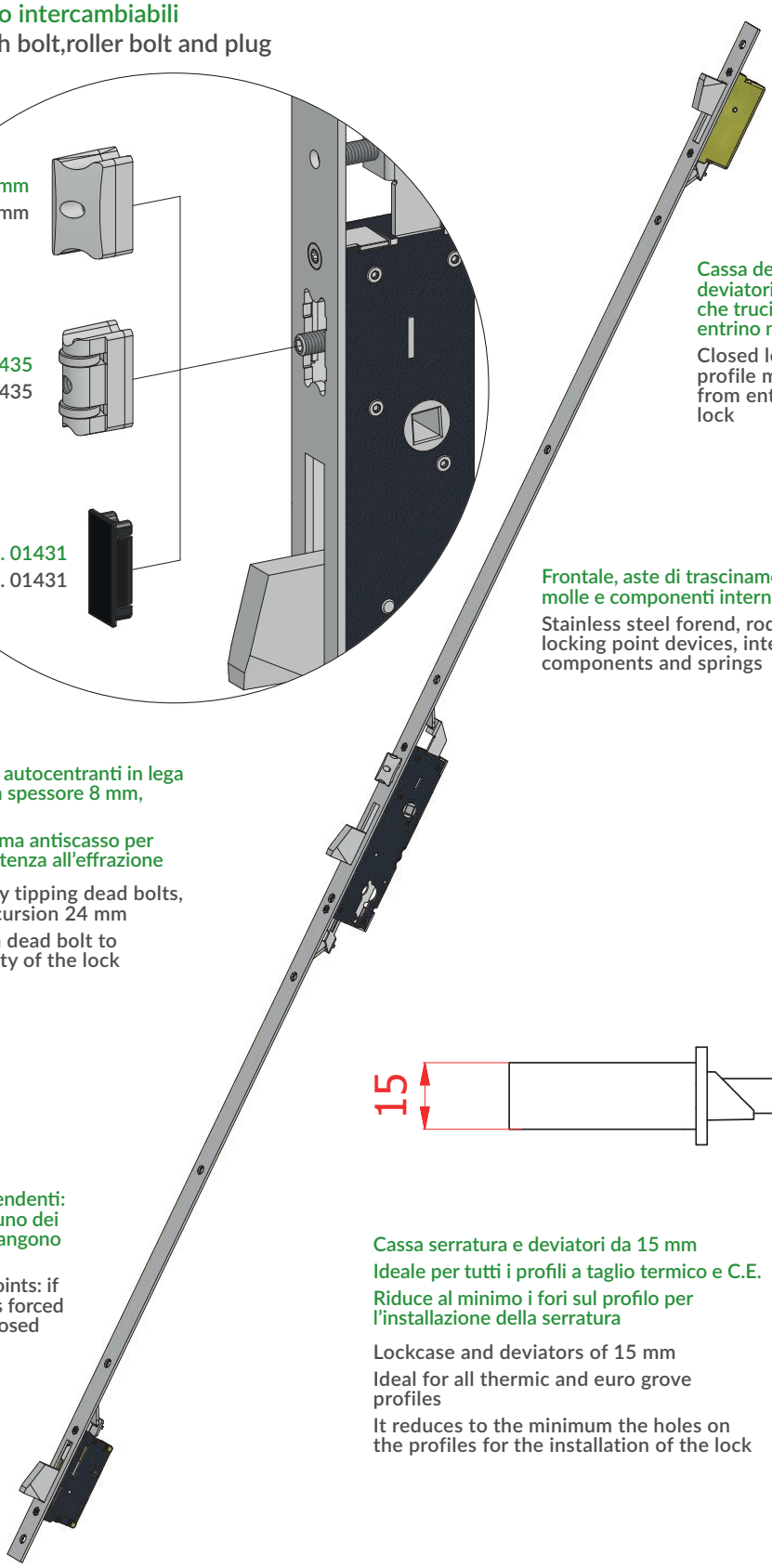

Cassa della serratura e dei deviatori chiusa per evitare che trucioli di lavorazione entrino nella serratura

Closed lockcases to stop profile machining chips from entering into the lock

Frontale, aste di trascinamento, rinvii aste, molle e componenti interni in acciaio inox

Stainless steel forend, rods, additional locking point devices, internal components and springs

Catenacci basculanti autocentranti in lega speciale cromata con spessore 8 mm, escursione 24 mm

Catenaccio con sistema antiscasso per massimizzare la resistenza all'effrazione

Chrome special-alloy tipping dead bolts, thickness 8 mm, excursion 24 mm

Lock picking system dead bolt to maximize the security of the lock



Punti di chiusura indipendenti: qualora venga forzato uno dei catenacci i restanti rimangono in posizione di blocco

Independent locking points: if one of the dead bolts is forced open the others stay closed

Cassa serratura e deviatori da 15 mm

Ideale per tutti i profili a taglio termico e C.E.

Riduce al minimo i fori sul profilo per l'installazione della serratura

Lockcase and deviators of 15 mm

Ideal for all thermic and euro grove profiles

It reduces to the minimum the holes on the profiles for the installation of the lock

Serrature multipunto per montanti
Vertical multi-point locks

3 catenacci e scrocco regolabile - 3 dead bolts and adjustable latch bolt

Scrocco intercambiabile con rullo cod. 01435 - Latch bolt interchangeable into roller bolt cod. 01435

NEW

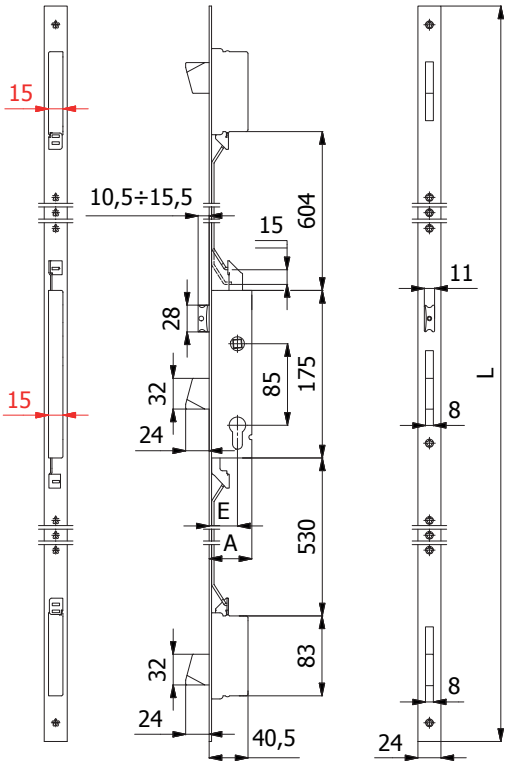

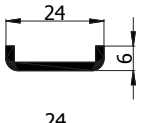

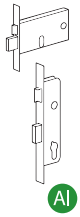

CARATTERISTICHE COSTRUTTIVE: Scatole e coperchi in acciaio zincato e plastificato - Catenacci autocentranti in lega speciale cromata con sistema antiscasso - Scrocco in lega speciale cromata - Ingegno maniglia in lega speciale zincata foro ⌑ 8 mm.

FUNZIONAMENTO: Catenacci comandati dalla chiave - Scrocco comandato dalla chiave o dalla maniglia.

MANO: Reversibile.

PARTI IN DOTAZIONE: 2 borchie cod. 0120 N, 2 sottofrontali cod. 0633 N (per frontale a "U"), vite cilindro, viti di fissaggio in acciaio inox (frontale inox) oppure in acciaio brunito (frontale verniciato), istruzioni di montaggio.

CONSTRUCTIVE FEATURES: Zinc and plastic plated steel cases and covers - Special chromed alloy self-centering dead bolts with lock-picking system - Special chromed alloy latch bolt - Special zinc-plated alloy square spindle device ⌑ 8 mm.

WORKING: Key driven dead bolts - Handle or key driven latch bolt.

HAND: Reversible.

PROVIDED WITH: 2 roses cod. 0120 N, 2 forend spacers cod. 0633 N (for "U" shaped forend), cylinder screw, stainless steel fixing screws, assembling instructions.

COD.	E	L	A	frontale *forend*	mandate *throws*	kg		
1500S.25.PC	25	1570	40	Acciaio inox *Stainless steel*	1	2,59	1	5
1500S.30.PC	30	1570	45		1	2,62	1	5
1500S.35.PC	35	1570	50		1	2,65	1	5
1500S.25.UC	25	1570	40	Acciaio inox *Stainless steel*	1	2,57	1	5
1500S.30.UC	30	1570	45		1	2,60	1	5
1500S.35.UC	35	1570	50		1	2,63	1	5

Serrature multipunto per montanti
Vertical multi-point locks

3 catenacci - 3 dead bolts

NEW

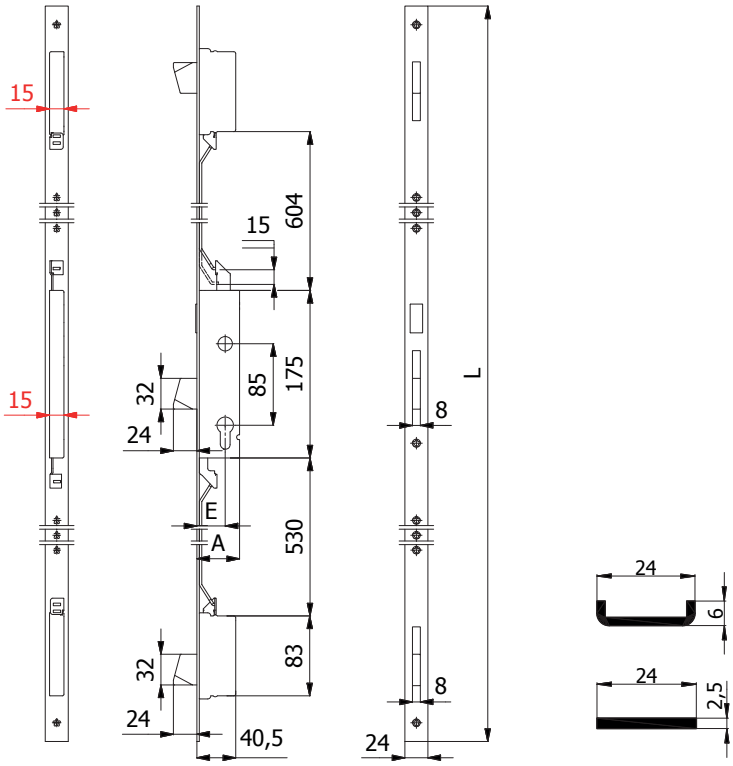

CARATTERISTICHE COSTRUTTIVE: Scatole e coperchi in acciaio zincato e plastificato - Catenacci autocentranti in lega speciale cromata con sistema antiscasso.

FUNZIONAMENTO: Catenacci comandati dalla chiave.

MANO: Unica.

PARTI IN DOTAZIONE: 2 borchie cod. 0120 N, 2 sottofrontali cod. 0633 N (per frontale a "U"), vite cilindro, viti di fissaggio in acciaio inox, istruzioni di montaggio.

CONSTRUCTIVE FEATURES: Zinc and plastic plated steel cases and covers - Special chromed alloy self-centering dead bolts with lock-picking system.

WORKING: Key driven dead bolts.

HAND: No hand.

PROVIDED WITH: 2 roses cod. 0120 N, 2 forend spacers cod. 0633 N (for "U" shaped forend), cylinder screw, stainless steel fixing screws, assembling instructions.

COD.	E	L	A	frontale *forend*	mandate *throws*	kg		
1501S.25.PC	25	1570	40	Acciaio inox *Stainless steel*	1	2,52	1	5
1501S.30.PC	30	1570	45		1	2,55	1	5
1501S.35.PC	35	1570	50		1	2,58	1	5
1501S.25.UC	25	1570	40	Acciaio inox *Stainless steel*	1	2,50	1	5
1501S.30.UC	30	1570	45		1	2,53	1	5
1501S.35.UC	35	1570	50		1	2,56	1	5

Serrature multipunto per montanti
Vertical multi-point locks

3 catenacci e rullo regolabile - 3 dead bolts and adjustable roller bolt

NEW

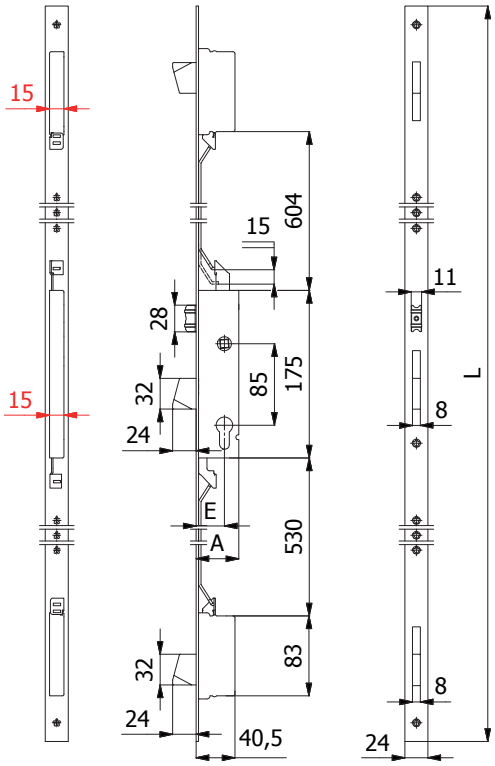

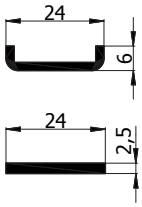

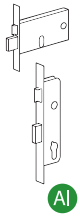

CARATTERISTICHE COSTRUTTIVE: Scatole e coperchi in acciaio zincato e plastificato - Catenacci autocentranti in lega speciale cromata con sistema antiscasso - Rullo in ottone cromato.

FUNZIONAMENTO: Catenacci comandati dalla chiave - Rullo comandato a pressione o dalla chiave.

MANO: Unica.

PARTI IN DOTAZIONE: 2 borchie cod. 0120 N, 2 sottofrontali cod. 0633 N (per frontale a "U"), vite cilindro, viti di fissaggio in acciaio inox, istruzioni di montaggio.

CONSTRUCTIVE FEATURES: Zinc and plastic plated steel cases and covers - Special chromed alloy self-centering dead bolts with lock-picking system - Chromed brass roller bolt.

WORKING: Key driven dead bolts - Pressure or key driven roller bolt.

HAND: No hand.

PROVIDED WITH: 2 roses cod. 0120 N, 2 forend spacers cod. 0633 N (for "U" shaped forend), cylinder screw, stainless steel fixing screws, assembling instructions.

COD.	E	L	A	frontale *forend*	mandate *throws*	kg		
1505S.25.PC	25	1570	40	Acciaio inox *Stainless steel*	1	2,59	1	5
1505S.30.PC	30	1570	45		1	2,62	1	5
1505S.35.PC	35	1570	50		1	2,65	1	5
1505S.25.UC	25	1570	40	Acciaio inox *Stainless steel*	1	2,57	1	5
1505S.30.UC	30	1570	45		1	2,60	1	5
1505S.35.UC	35	1570	50		1	2,63	1	5

Serrature multipunto per montanti
Vertical multi-point locks

3 catenacci e scrocco regolabile - 3 dead bolts and adjustable latch bolt
Scrocco intercambiabile con rullo cod. 01435 - Latch bolt interchangeable into roller bolt cod. 01435

NEW

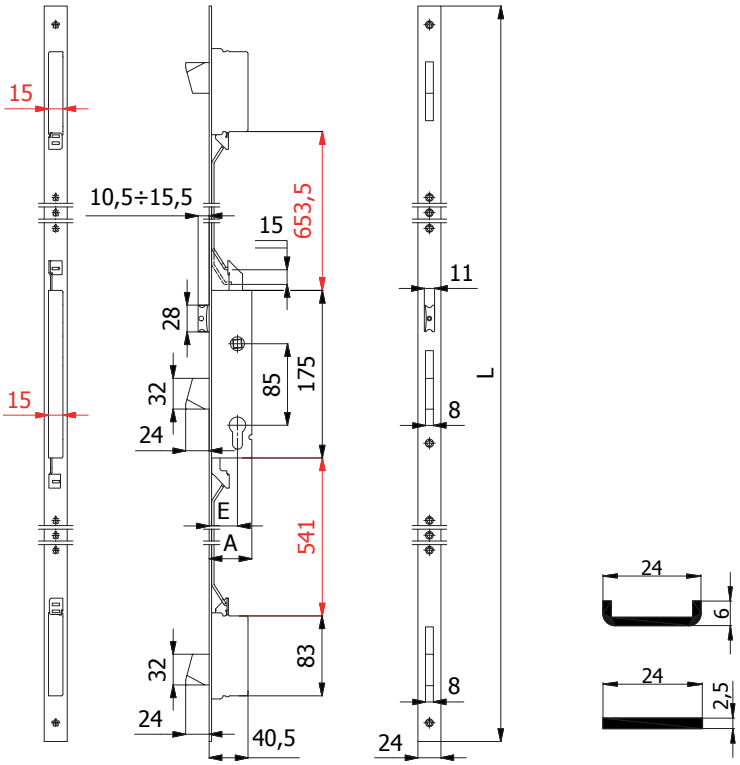

CARATTERISTICHE COSTRUTTIVE: Scatole e coperchi in acciaio zincato e plastificato - Catenacci autocentranti in lega speciale cromata con sistema antiscasso - Scrocco in lega speciale cromata - Ingegno maniglia in lega speciale zincata foro ⌑ 8 mm.

FUNZIONAMENTO: Catenacci comandati dalla chiave - Scrocco comandato dalla chiave o dalla maniglia.

MANO: Reversibile.

PARTI IN DOTAZIONE: 2 borchie cod. 0120 N, 2 sottofrontali cod.0633 N (per frontale a "U"), vite cilindro, viti di fissaggio in acciaio inox , istruzioni di montaggio.

CONSTRUCTIVE FEATURES: Zinc and plastic plated steel cases and covers - Special chromed alloy self-centering dead bolts with lock-picking system - Special chromed alloy latch bolt - Special zinc-plated alloy square spindle device ⌑ 8 mm.

WORKING: Key driven dead bolts - Handle or key driven latch bolt.

HAND: Reversible.

PROVIDED WITH: 2 roses cod. 0120 N, 2 forend spacers cod. 0633 N (for "U" shaped forend), cylinder screw, stainless steel fixing screws, assembling instructions.

COD.	E	L	A	frontale *forend*	mandate *throws*	kg		
1500S.25.PL	25	2300	40	Acciaio inox *Stainless steel*	1	2,20	1	5
1500S.30.PL	30	2300	45		1	2,23	1	5
1500S.35.PL	35	2300	50		1	2,26	1	5
1500S.25.UL	25	2300	40	Acciaio inox *Stainless steel*	1	2,24	1	5
1500S.30.UL	30	2300	45		1	2,27	1	5
1500S.35.UL	35	2300	50		1	2,30	1	5

Serrature multipunto per montanti
Vertical multi-point locks

3 catenacci - 3 dead bolts

NEW

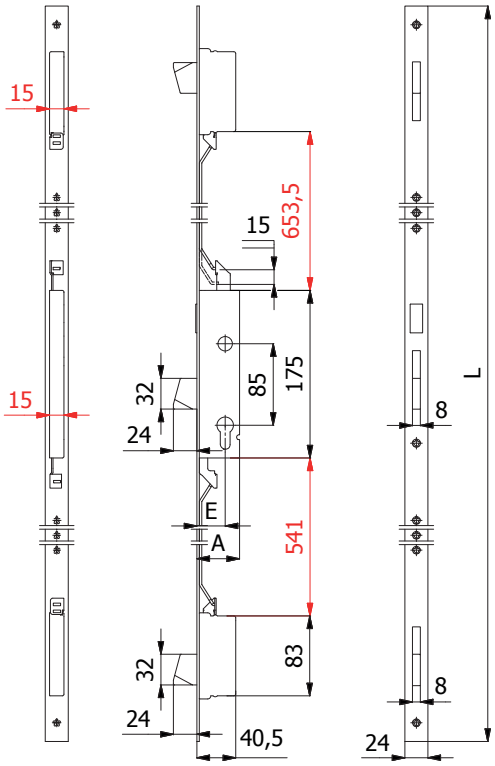

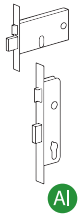

CARATTERISTICHE COSTRUTTIVE: Scatole e coperchi in acciaio zincato e plastificato - Catenacci autocentranti in lega speciale cromata con sistema antiscasso.

FUNZIONAMENTO: Catenacci comandati dalla chiave.

MANO: Unica.

PARTI IN DOTAZIONE: 2 borchie cod. 0120 N, 2 sottofrontali cod.0633 N (per frontale a "U"), vite cilindro, viti di fissaggio in acciaio inox, istruzioni di montaggio.

CONSTRUCTIVE FEATURES: Zinc and plastic plated steel cases and covers - Special chromed alloy self-centering dead bolts with lock-picking system.

WORKING: Key driven dead bolts.

HAND: No hand.

PROVIDED WITH: 2 roses cod. 0120 N, 2 forend spacers cod. 0633 N (for "U" shaped forend), cylinder screw, stainless steel fixing screws, assembling instructions.

COD.	E	L	A	frontale *forend*	mandate *throws*	kg		
1501S.25.PL	25	2300	40	Acciaio inox *Stainless steel*	1	2,13	1	5
1501S.30.PL	30	2300	45		1	2,16	1	5
1501S.35.PL	35	2300	50		1	2,19	1	5
1501S.25.UL	25	2300	40	Acciaio inox *Stainless steel*	1	2,17	1	5
1501S.30.UL	30	2300	45		1	2,20	1	5
1501S.35.UL	35	2300	50		1	2,23	1	5

Serrature multipunto per montanti
Vertical multi-point locks

3 catenacci e rullo regolabile - 3 dead bolts and adjustable roller bolt

NEW

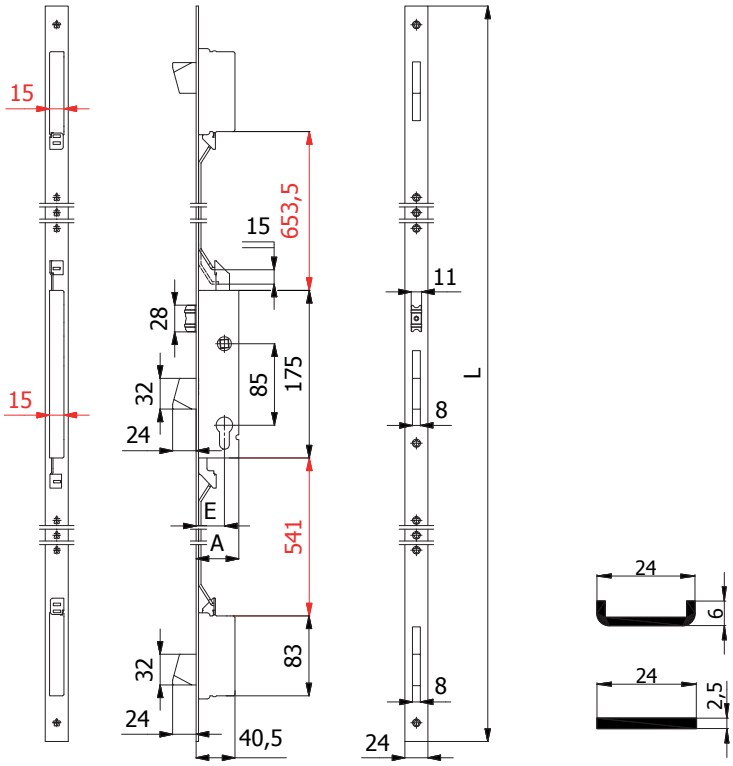

CARATTERISTICHE COSTRUTTIVE: Scatole e coperchi in acciaio zincato e plastificato - Catenacci autocentranti in lega speciale cromata con sistema antiscasso - Rullo in ottone cromato.

FUNZIONAMENTO: Catenacci comandati dalla chiave - Rullo comandato a pressione o dalla chiave.

MANO: Unica.

PARTI IN DOTAZIONE: 2 borchie cod. 0120 N, 2 sottofrontali cod.0633 N (per frontale a "U"), vite cilindro, viti di fissaggio in acciaio inox, istruzioni di montaggio.

CONSTRUCTIVE FEATURES: Zinc and plastic plated steel cases and covers - Special chromed alloy self-centering dead bolts with lock-picking system - Chromed brass roller bolt.

WORKING: Key driven dead bolts - Pressure or key driven roller bolt.

HAND: No hand.

PROVIDED WITH: 2 roses cod. 0120 N, 2 forend spacers cod. 0633 N (for "U" shaped forend), cylinder screw, stainless steel fixing screws, assembling instructions.

COD.	E	L	A	frontale *forend*	mandate *throws*	kg		
1505S.25.PL	25	2300	40	Acciaio inox *Stainless steel*	1	2,20	1	5
1505S.30.PL	30	2300	45		1	2,23	1	5
1505S.35.PL	35	2300	50		1	2,26	1	5
1505S.25.UL	25	2300	40	Acciaio inox *Stainless steel*	1	2,24	1	5
1505S.30.UL	30	2300	45		1	2,27	1	5
1505S.35.UL	35	2300	50		1	2,30	1	5

Elettroserrature multipunto per montanti
Vertical multi-point electric locks

3 catenacci, scrocco regolabile e pistone regolabile
3 dead bolts, adjustable latch bolt and adjustable piston

NEW

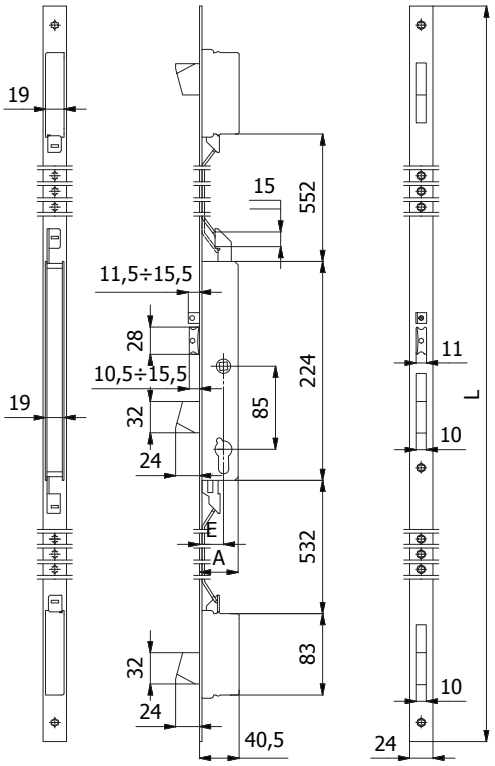

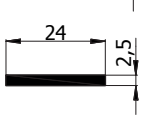

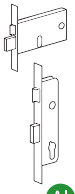

Al

CARATTERISTICHE COSTRUTTIVE: Scatole e coperchi in acciaio zincato e plastificato - Catenacci autocentranti in lega speciale cromata con sistema antiscasso - Scrocco in lega speciale cromata - Pistone di ricarica in acciaio cromato - Ingegno maniglia in lega speciale zincata foro ⌀ 8 mm - Bobina cod. 037 (12V-10W a.c./d.c.) CE.

FUNZIONAMENTO: Catenacci comandati dalla chiave - Scrocco comandato dalla chiave, dalla maniglia o dal comando elettrico a distanza - Il funzionamento è garantito anche in mancanza di corrente.

MANO: Reversibile.

PARTI IN DOTAZIONE: 2 borchie cod. 0120 N, 2 sottofrontali cod.0633 N (per frontale a "U"), vite cilindro, viti di fissaggio in acciaio inox, istruzioni di montaggio.

CONSTRUCTIVE FEATURES: Zinc and plastic plated steel cases and covers - Special chromed alloy self-centering dead bolts with lock-picking system - Special chromed alloy latch bolt - Chromed steel piston - Special zinc-plated alloy square spindle device ⌀ 8 mm- Coil set cod. 037 (12V-10W a.c./d.c.) CE.

WORKING: Key driven dead bolts - Key, handle or remote control driven latch bolt - Working is assured also without current.

HAND: Reversible.

PROVIDED WITH: 2 roses cod. 0120 N, 2 forend spacers cod. 0633 N (for "U" shaped forend), cylinder screw, stainless steel fixing screws, assembling instructions.

COD.	NEW COD.	E	L	A	frontale *forend*	mandate *throws*	kg		
1167	1508Q.25.UC	25	1570	40	Acciaio inox *Stainless steel*	1	2,06	1	5
1177	1508Q.30.UC	30	1570	45		1	2,10	1	5
1187	1508Q.35.UC	35	1570	50		1	2,13	1	5
1567	1508Q.25.PC	25	1570	40	Acciaio inox *Stainless steel*	1	2,00	1	5
1577	1508Q.30.PC	30	1570	45		1	2,04	1	5
1587	1508Q.35.PC	35	1570	50		1	2,07	1	5

3 catenacci e scrocco - 3 dead bolts and latch bolt

NEW

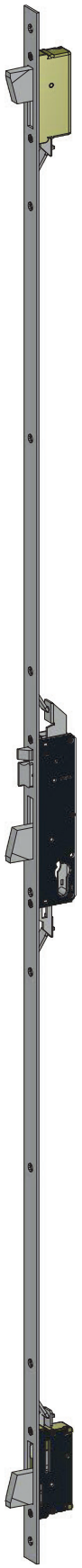

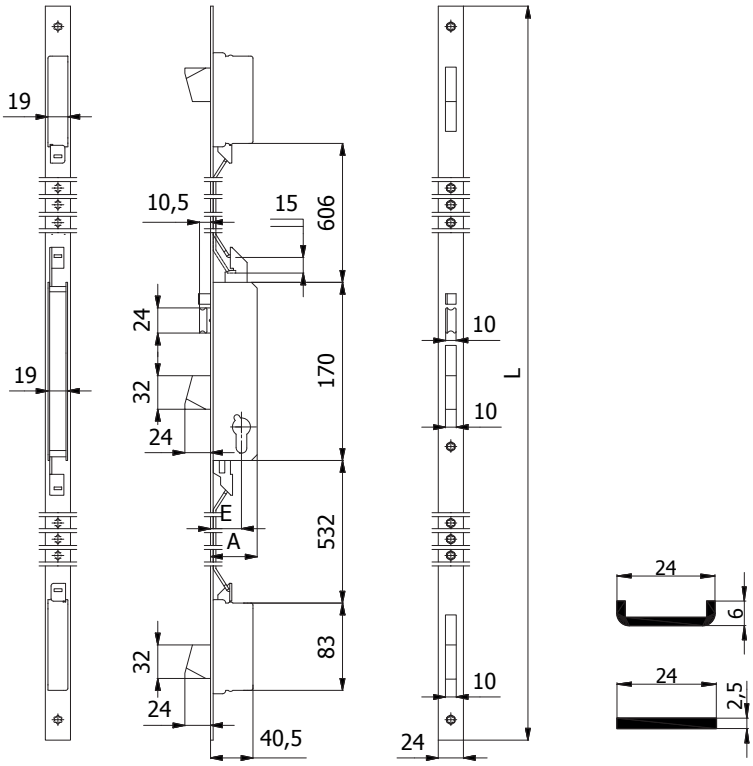

CARATTERISTICHE COSTRUTTIVE: Scatole e coperchi in acciaio zincato e plastificato - Catenacci autocentranti in lega speciale cromata con sistema antiscasso - Scrocco in ottone cromato - Pistone di ricarica in acciaio cromato - Bobina cod. 038 (12V-10W a.c./d.c.) CE.

FUNZIONAMENTO: Catenacci comandati dalla chiave - Scrocco comandato dalla chiave, dal comando elettrico a distanza o dal pulsante meccanico cod. 058 - Il funzionamento è garantito anche in mancanza di corrente.

FERMO A GIORNO: Con il pulsante meccanico cod. 059 è consentito il bloccaggio dell'elettroserratura in posizione di "aperto".

MANO: Reversibile.

PARTI IN DOTAZIONE: 2 borchie cod. 0120 N, 2 sottofrontali cod.0633 N (per frontale a "U"), vite cilindro, viti di fissaggio in acciaio inox, istruzioni di montaggio.

CONSTRUCTIVE FEATURES: Zinc and plastic plated steel cases and covers - Special chromed alloy self-centering dead bolts with lock-picking system - Chromed brass latch bolt - Chromed steel piston - Coil set cod. 038 (12V-10W a.c./d.c.) CE.

WORKING: Key driven dead bolts - Key, remote control or push-button cod. 058 driven latch bolt - Working is assured also without current.

HOLD OPEN DEVICE: With push-button cod.059, it is possible to block the electric lock in its "open" position.

HAND: Reversible.

PROVIDED WITH: 2 roses cod. 0120 N, 2 forend spacers cod. 0633 N (for "U" shaped forend), cylinder screw, stainless steel fixing screws, assembling instructions.

COD.	NEW COD.	E	L	A	frontale *forend*	mandate *throws*	kg		
1168	1508.25.UC	25	1570	40	Acciaio inox *Stainless steel*	1	1,97	1	5
1178	1508.30.UC	30	1570	45		1	2,00	1	5
1188	1508.35.UC	35	1570	50		1	2,03	1	5
1568	1508.25.PC	25	1570	40	Acciaio inox *Stainless steel*	1	1,91	1	5
1578	1508.30.PC	30	1570	45		1	1,94	1	5
1588	1508.35.PC	35	1570	50		1	1,97	1	5

Elettroserrature multipunto per montanti
Vertical multi-point electric locks

3 catenacci, scrocco regolabile e pistone regolabile
3 dead bolts, adjustable latch bolt and adjustable piston

AD ESAURIMENTO
END OF LINE

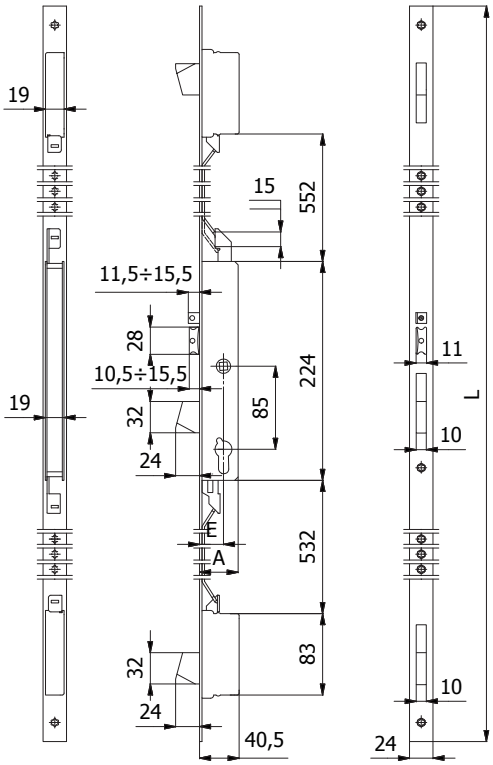

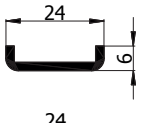

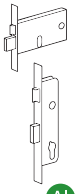

Al

CARATTERISTICHE COSTRUTTIVE: Scatole e coperchi in acciaio zincato e plastificato - Catenacci autocentranti in lega speciale cromata con sistema antiscasso - Scrocco in lega speciale cromata - Pistone di ricarica in acciaio cromato - Ingegno maniglia in lega speciale zincata foro ⌑ 8 mm - Bobina cod. 037 (12V-10W a.c./d.c.) CE.

FUNZIONAMENTO: Catenacci comandati dalla chiave - Scrocco comandato dalla chiave, dalla maniglia o dal comando elettrico a distanza - Il funzionamento è garantito anche in mancanza di corrente.

MANO: Reversibile.

PARTI IN DOTAZIONE: 2 borchie cod. 0120 N, 2 sottofrontali cod.0633 N (per frontale a "U"), vite cilindro, viti di fissaggio in acciaio inox, istruzioni di montaggio.

CONSTRUCTIVE FEATURES: Zinc and plastic plated steel cases and covers - Special chromed alloy self-centering dead bolts with lock-picking system - Special chromed alloy latch bolt - Chromed steel piston - Special zinc-plated alloy square spindle device ⌑ 8 mm- Coil set cod. 037 (12V-10W a.c./d.c.) CE.

WORKING: Key driven dead bolts - Key, handle or remote control driven latch bolt - Working is assured also without current.

HAND: Reversible.

PROVIDED WITH: 2 roses cod. 0120 N, 2 forend spacers cod. 0633 N (for "U" shaped forend), cylinder screw, stainless steel fixing screws, assembling instructions.

COD.	E	L	A	frontale *forend*	mandate *throws*	Kg		
1267	25	2300	40	Acciaio inox *Stainless steel*	1	2,39	1	5
1277	30	2300	45		1	2,43	1	5
1287	35	2300	50		1	2,46	1	5
1667	25	2300	40	Acciaio inox *Stainless steel*	1	2,33	1	5
1677	30	2300	45		1	2,36	1	5
1687	35	2300	50		1	2,39	1	5

Elettroserrature multipunto per montanti
Vertical multi-point electric locks

3 catenacci e scrocco - 3 dead bolts and latch bolt

AD ESAURIMENTO
END OF LINE

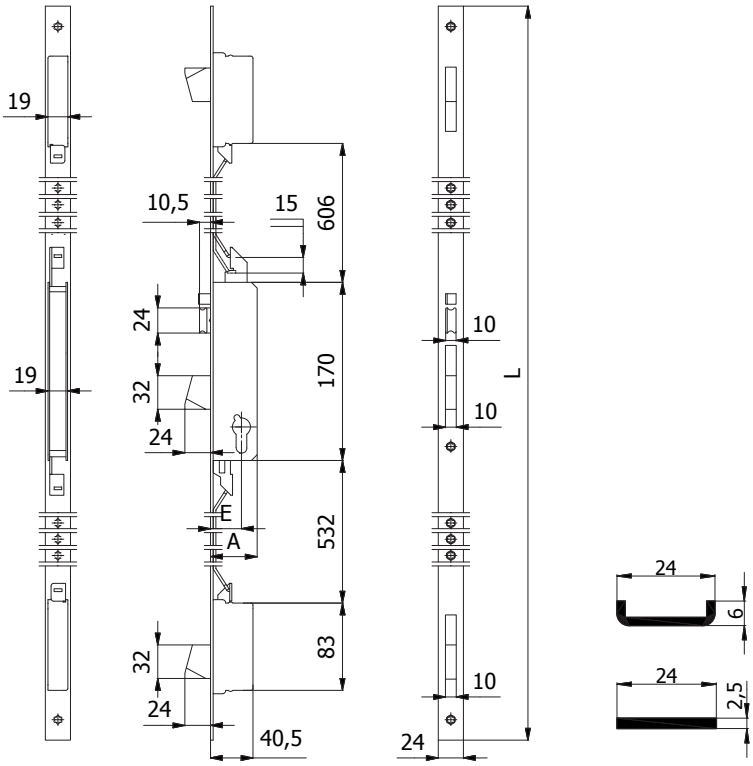

CARATTERISTICHE COSTRUTTIVE: Scatole e coperchi in acciaio zincato e plastificato - Catenacci autocentranti in lega speciale cromata con sistema antiscasso - Scrocco in ottone cromato - Pistone di ricarica in acciaio cromato - Bobina cod. 038 (12V-10W a.c./d.c.) CE.

FUNZIONAMENTO: Catenacci comandati dalla chiave - Scrocco comandato dalla chiave, dal comando elettrico a distanza o dal pulsante meccanico cod. 058 - Il funzionamento è garantito anche in mancanza di corrente.

FERMO A GIORNO: Con il pulsante meccanico cod. 059 è consentito il bloccaggio dell'elettroserratura in posizione di "aperto".

MANO: Reversibile.

PARTI IN DOTAZIONE: 2 borchie cod. 0120 N, 2 sottofrontali cod.0633 N (per frontale a "U"), vite cilindro, viti di fissaggio in acciaio inox, istruzioni di montaggio.

CONSTRUCTIVE FEATURES: Zinc and plastic plated steel cases and covers - Special chromed alloy self-centering dead bolts with lock-picking system - Chromed brass latch bolt - Chromed steel piston - Coil set cod. 038 (12V-10W a.c./d.c.) CE.

WORKING: Key driven dead bolts - Key, remote control or push-button cod. 058 driven latch bolt - Working is assured also without current.

HOLD OPEN DEVICE: With push-button cod.059, it is possible to block the electric lock in its "open" position.

HAND: Reversible.

PROVIDED WITH: 2 roses cod. 0120 N, 2 forend spacers cod. 0633 N (for "U" shaped forend), cylinder screw, stainless steel fixing screws, assembling instructions.

COD.	E	L	A	frontale *forend*	mandate *throws*	Kg		
1268	25	2300	40	Acciaio inox *Stainless steel*	1	2,30	1	5
1278	30	2300	45		1	2,33	1	5
1288	35	2300	50		1	2,36	1	5
1668	25	2300	40	Acciaio inox *Stainless steel*	1	2,30	1	5
1678	30	2300	45		1	2,33	1	5
1688	35	2300	50		1	2,36	1	5

Elettroserrature multipunto per montanti
Vertical multi-point electric locks

3 catenacci, scrocco regolabile e pistone regolabile
3 dead bolts, adjustable latch bolt and adjustable piston

NEW

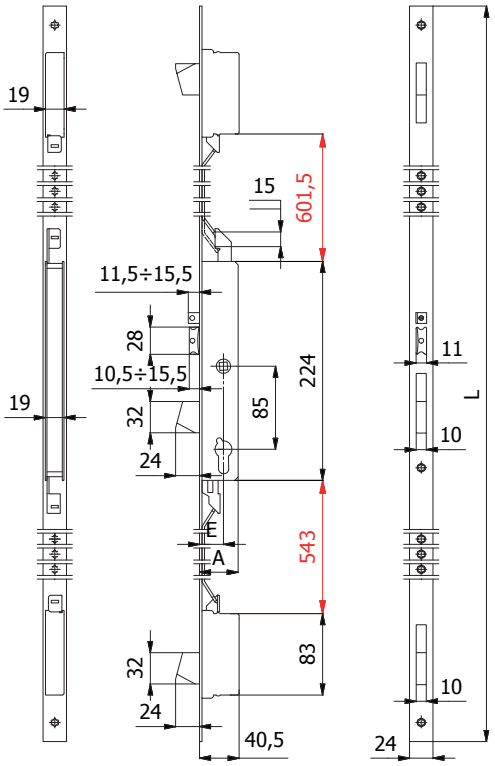

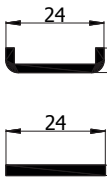

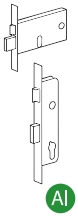

CARATTERISTICHE COSTRUTTIVE: Scatole e coperchi in acciaio zincato e plastificato - Catenacci autocentranti in lega speciale cromata con sistema antiscasso - Scrocco in lega speciale cromata - Pistone di ricarica in acciaio cromato - Ingegno maniglia in lega speciale zincata foro ⌀ 8 mm - Bobina cod. 037 (12V-10W a.c./d.c.) CE.

FUNZIONAMENTO: Catenacci comandati dalla chiave - Scrocco comandato dalla chiave, dalla maniglia o dal comando elettrico a distanza - Il funzionamento è garantito anche in mancanza di corrente.

MANO: Reversibile.

PARTI IN DOTAZIONE: 2 borchie cod. 0120 N, 2 sottofrontali cod.0633 N (per frontale a "U"), vite cilindro, viti di fissaggio in acciaio inox, istruzioni di montaggio.

CONSTRUCTIVE FEATURES: Zinc and plastic plated steel cases and covers - Special chromed alloy self-centering dead bolts with lock-picking system - Special chromed alloy latch bolt - Chromed steel piston - Special zinc-plated alloy square spindle device ⌀ 8 mm - Coil set cod. 037 (12V-10W a.c./d.c.) CE.

WORKING: Key driven dead bolts - Key, handle or remote control driven latch bolt - Working is assured also without current.

HAND: Reversible.

PROVIDED WITH: 2 roses cod. 0120 N, 2 forend spacers cod. 0633 N (for "U" shaped forend), cylinder screw, stainless steel fixing screws, assembling instructions.

COD.	E	L	A	frontale *forend*	mandate *throws*	cilindro *cylinder*	kg		
1508Q.25.PL	25	2300	40	Acciaio inox *Stainless steel*	1		2,30	1	5
1508Q.30.PL	30	2300	45		1		2,33	1	5
1508Q.35.PL	35	2300	50		1		2,36	1	5
1508Q.25.UL	25	2300	40	Acciaio inox *Stainless steel*	1		2,30	1	5
1508Q.30.UL	30	2300	45		1		2,33	1	5
1508Q.35.UL	35	2300	50		1		2,36	1	5

3 catenacci e scrocco - 3 dead bolts and latch bolt

NEW

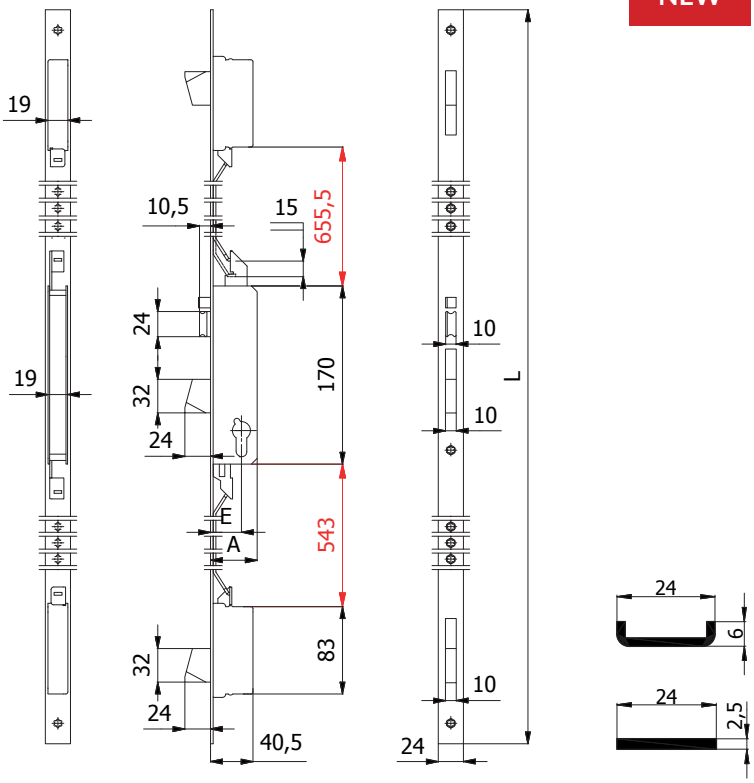

CARATTERISTICHE COSTRUTTIVE: Scatole e coperchi in acciaio zincato e plastificato - Catenacci autocentranti in lega speciale cromata con sistema antiscasso - Scrocco in ottone cromato - Pistone di ricarica in acciaio cromato - Bobina cod. 038 (12V-10W a.c./d.c.) CE.

FUNZIONAMENTO: Catenacci comandati dalla chiave - Scrocco comandato dalla chiave, dal comando elettrico a distanza o dal pulsante meccanico cod. 058 - Il funzionamento è garantito anche in mancanza di corrente.

FERMO A GIORNO: Con il pulsante meccanico cod. 059 è consentito il bloccaggio dell'elettroserratura in posizione di "aperto".

MANO: Reversibile.

PARTI IN DOTAZIONE: 2 borchie cod. 0120 N, 2 sottofrontali cod.0633 N (per frontale a "U"), vite cilindro, viti di fissaggio in acciaio inox, istruzioni di montaggio.

CONSTRUCTIVE FEATURES: Zinc and plastic plated steel cases and covers - Special chromed alloy self-centering dead bolts with lock-picking system - Chromed brass latch bolt - Chromed steel piston - Coil set cod. 038 (12V-10W a.c./d.c.) CE.

WORKING: Key driven dead bolts - Key, remote control or push-button cod. 058 driven latch bolt - Working is assured also without current.

HOLD OPEN DEVICE: With push-button cod.059, it is possible to block the electric lock in its "open" position.

HAND: Reversible.

PROVIDED WITH: 2 roses cod. 0120 N, 2 forend spacers cod. 0633 N (for "U" shaped forend), cylinder screw, stainless steel fixing screws, assembling instructions.

COD.	E	L	A	frontale *forend*	mandate *throws*	cilindro *cylinder*	kg		
1508.25.PL	25	2300	40	Acciaio inox *Stainless steel*	1		2,30	1	5
1508.30.PL	30	2300	45		1		2,33	1	5
1508.35.PL	35	2300	50		1		2,36	1	5
1508.25.UL	25	2300	40	Acciaio inox *Stainless steel*	1		2,30	1	5
1508.30.UL	30	2300	45		1		2,33	1	5
1508.35.UL	35	2300	50		1		2,36	1	5

Serrature multipunto ad ingranaggi per montanti
Vertical multi-point locks with gear mechanism movements

PROGETTATA E TESTATA SECONDO IL PROGETTO DI NORMA EUROPEA prEN 15685:10
DESIGNED AND TESTED ACCORDING TO THE DRAFT OF EUROPEAN STANDARD prEN 15685:10

AD ESAURIMENTO
END OF LINE

Scrocco, rullo e tappo intercambiabili
Interchangeable latch bolt,roller bolt and plug

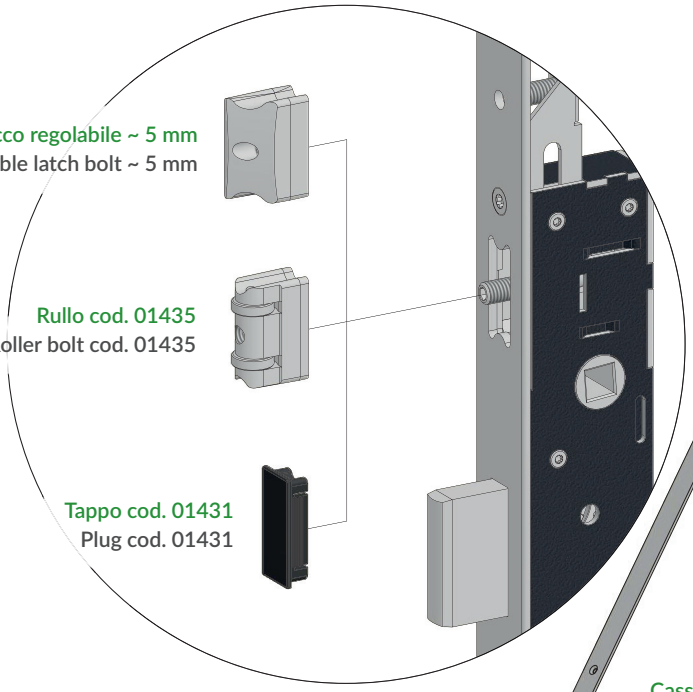

Scrocco regolabile ~ 5 mm
Adjustable latch bolt ~ 5 mm

Rullo cod. 01435
Roller bolt cod. 01435

Tappo cod. 01431
Plug cod. 01431

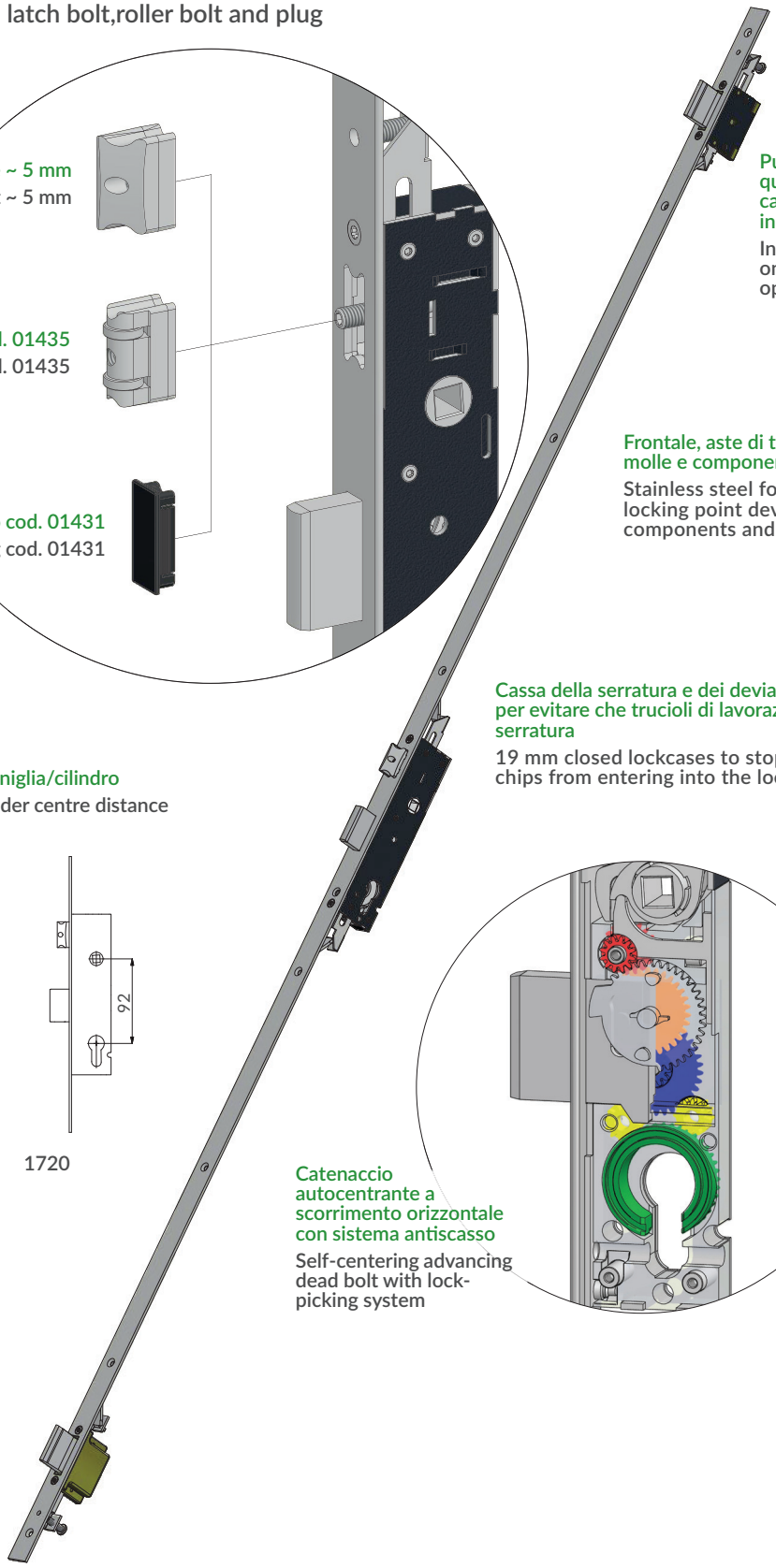

Predisposizione per chiusure supplementari
Designed for additional locking points

Punti di chiusura indipendenti: qualora venga forzato uno dei catenacci i restanti rimangono in posizione di blocco
Independent locking points: if one of the dead bolts is forced open the others stay closed

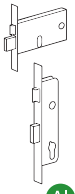

AI

Frontale, aste di trascinamento, rinvii aste, molle e componenti interni in acciaio inox
Stainless steel forend, rods, additional locking point devices, internal components and springs

Cassa della serratura e dei deviatori da 19 mm chiusa per evitare che trucioli di lavorazione entrino nella serratura
19 mm closed lockcases to stop profile machining chips from entering into the lock

Interasse maniglia/cilindro
Handle/cylinder centre distance

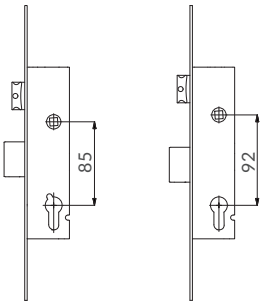

serie 1700 1720
series

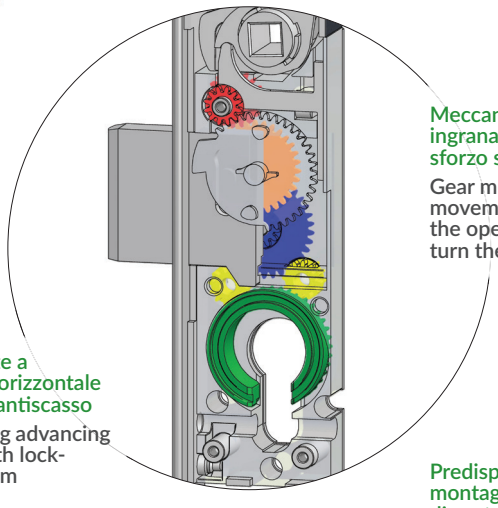

Meccanismo ad ingranaggi che riduce lo sforzo sulla chiave
Gear mechanism movement that reduces the operating force to turn the key

Catenaccio autocentrante a scorrimento orizzontale con sistema antiscasso
Self-centering advancing dead bolt with lock-picking system

Predisposizione per montaggio della borchia di protezione cilindro (defender)
Designed to be fitted with security escutcheon providing additional protection for the cylinder

3 catenacci e scrocco regolabile - 3 dead bolts and adjustable latch bolt

Scrocco intercambiabile con rullo cod. 01435 - Latch bolt interchangeable into roller bolt cod. 01435

AD ESAURIMENTO
END OF LINE

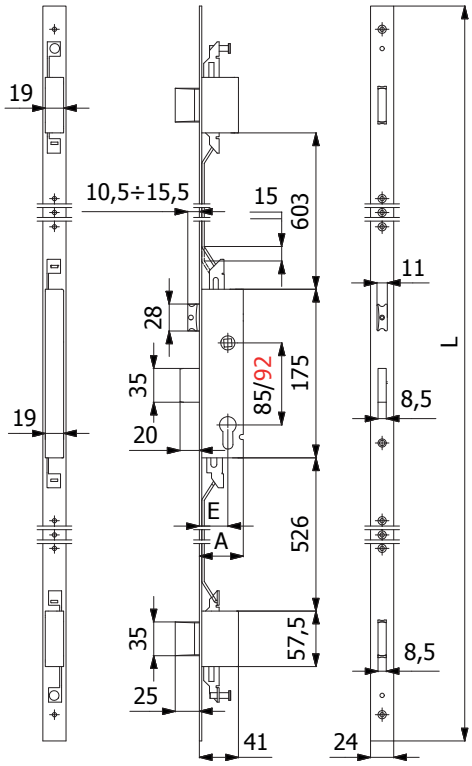

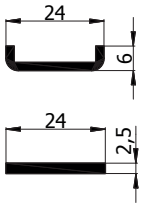

CARATTERISTICHE COSTRUTTIVE: Scatole e coperchi in acciaio zincato e plastificato - Catenacci autocentranti in lega speciale cromata con sistema antiscasso - Scrocco in lega speciale cromata - Ingegno maniglia in lega speciale zincata foro ⌀ 8 mm

FUNZIONAMENTO: Catenacci comandati dalla chiave - Scrocco comandato dalla chiave o dalla maniglia.

MANO: Reversibile.

PARTI IN DOTAZIONE: 2 borchie cod. 0120 N, 2 sottofrontali cod.0633 N (per frontale a "U"), vite cilindro, viti di fissaggio in acciaio inox, istruzioni di montaggio.

CONSTRUCTIVE FEATURES: Zinc and plastic plated steel cases and covers - Special chromed alloy self-centering dead bolts with lock-picking system - Special chromed alloy latch bolt - Special zinc-plated alloy square spindle device ⌀ 8 mm

WORKING: Key driven dead bolts - Handle or key driven latch bolt.

HAND: Reversible.

PROVIDED WITH: 2 roses cod. 0120 N, 2 forend spacers cod. 0633 N (for "U" shaped forend), cylinder screw, stainless steel fixing screws, assembling instructions.

COD.	E	L	A	frontale *forend*	interasse *centre distance*	mandate *throws*	kg		
1700.25.PC	25	1570	41	Acciaio inox *Stainless steel*	85	2	2,51	1	5
1700.30.PC	30	1570	46		85	2	2,55	1	5
1700.35.PC	35	1570	51		85	2	2,59	1	5
1700.40.PC	40	1570	56		85	2	2,63	1	5
1720.**.PC	-	-	-		92	-	-	-	-
1700.25.UC	25	1570	41	Acciaio inox *Stainless steel*	85	2	2,57	1	5
1700.30.UC	30	1570	46		85	2	2,61	1	5
1700.35.UC	35	1570	51		85	2	2,65	1	5
1700.40.UC	40	1570	56		85	2	2,69	1	5
1720.**.UC	-	-	-		92	-	-	-	-

Serrature multipunto ad ingranaggi per montanti
Vertical multi-point locks with gear mechanism movements

3 catenacci - 3 dead bolts

AD ESAURIMENTO
END OF LINE

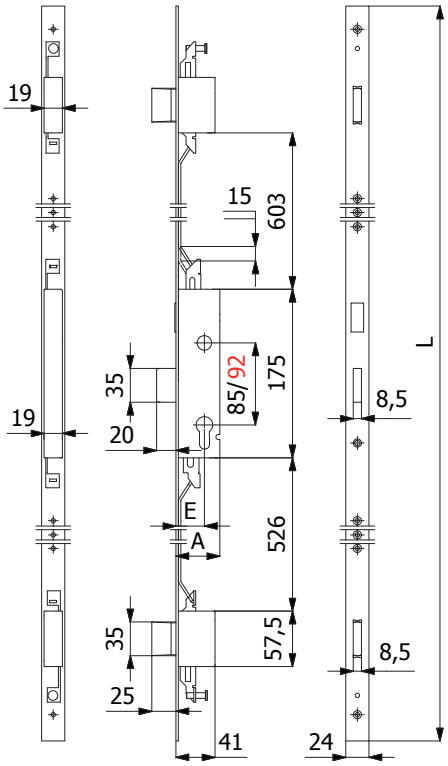

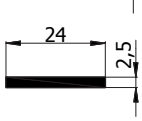

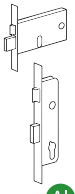

Al

CARATTERISTICHE COSTRUTTIVE: Scatole e coperchi in acciaio zincato e plastificato - Catenacci autocentranti in lega speciale cromata con sistema antiscasso.

FUNZIONAMENTO: Catenacci comandati dalla chiave.

MANO: Unica.

PARTI IN DOTAZIONE: 2 borchie cod. 0120 N, 2 sottofrontali cod.0633 N (per frontale a "U"), vite cilindro, viti di fissaggio in acciaio inox, istruzioni di montaggio.

CONSTRUCTIVE FEATURES: Zinc and plastic plated steel closed cases and covers - Special chromed alloy self-centering dead bolts with lock-picking system.

WORKING: Key driven dead bolts.

HAND: No hand.

PROVIDED WITH: 2 roses cod. 0120 N, 2 forend spacers cod. 0633 N (for "U" shaped forend), cylinder screw, stainless steel fixing screws, assembling instructions.

COD.	E	L	A	frontale *forend*	interasse *centre distance*	mandate *throws*	kg		
1701.25.PC	25	1570	41	Acciaio inox *Stainless steel*	85	2	2,44	1	5
1701.30.PC	30	1570	46		85	2	2,48	1	5
1701.35.PC	35	1570	51		85	2	2,52	1	5
1701.40.PC	40	1570	56		85	2	2,56	1	5
1721.**.PC	-	-	-		92	-	-	-	-
1701.25.UC	25	1570	41	Acciaio inox *Stainless steel*	85	2	2,50	1	5
1701.30.UC	30	1570	46		85	2	2,54	1	5
1701.35.UC	35	1570	51		85	2	2,58	1	5
1701.40.UC	40	1570	56		85	2	2,62	1	5
1721.**.UC	-	-	-		92	-	-	-	-

Serrature multipunto ad ingranaggi per montanti
Vertical multi-point locks with gear mechanism movements

3 catenacci e rullo regolabile - 3 dead bolts and adjustable roller bolt

AD ESAURIMENTO
END OF LINE

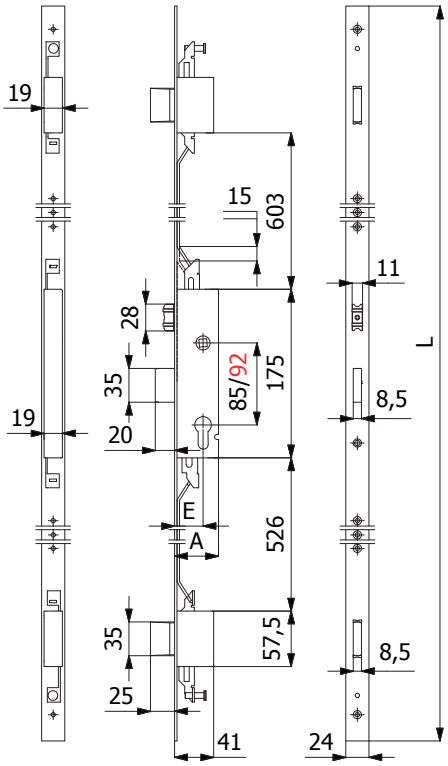

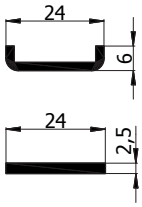

CARATTERISTICHE COSTRUTTIVE: Scatole e coperchi in acciaio zincato e plastificato - Catenacci autocentranti in lega speciale cromata con sistema antiscasso - Rullo in ottone cromato.

FUNZIONAMENTO: Catenacci comandati dalla chiave - Rullo comandato a pressione o dalla chiave.

MANO: Unica.

PARTI IN DOTAZIONE: 2 borchie cod. 0120 N, 2 sottofrontali cod.0633 N (per frontale a "U"), vite cilindro, viti di fissaggio in acciaio inox, istruzioni di montaggio.

CONSTRUCTIVE FEATURES: Zinc and plastic plated steel cases and covers - Special chromed alloy self-centering dead bolts with lock-picking system - Chromed brass roller bolt.

WORKING: Key driven dead bolts - Pressure or key driven roller bolt.

HAND: No hand.

PROVIDED WITH: 2 roses cod. 0120 N, 2 forend spacers cod. 0633 N (for "U" shaped forend), cylinder screw, stainless steel fixing screws, assembling instructions.

COD.	E	L	A	frontale *forend*	interasse *centre distance*	mandate *throws*	kg		
1705.25.PC	25	1570	41	Acciaio inox *Stainless steel*	85	2	2,54	1	5
1705.30.PC	30	1570	46		85	2	2,58	1	5
1705.35.PC	35	1570	51		85	2	2,62	1	5
1705.40.PC	40	1570	56		85	2	2,66	1	5
1725.**.PC	-	-	-		92	-	-	-	-
1705.25.UC	25	1570	41	Acciaio inox *Stainless steel*	85	2	2,60	1	5
1705.30.UC	30	1570	46		85	2	2,64	1	5
1705.35.UC	35	1570	51		85	2	2,68	1	5
1705.40.UC	40	1570	56		85	2	2,72	1	5
1725.**.UC	-	-	-		92	-	-	-	-

Serrature multipunto ad ingranaggi per montanti
Vertical multi-point locks with gear mechanism movements

3 catenacci e scrocco regolabile - 3 dead bolts and adjustable latch bolt
Scrocco intercambiabile con rullo cod. 01435 - Latch bolt interchangeable into roller bolt cod. 01435

AD ESAURIMENTO
END OF LINE

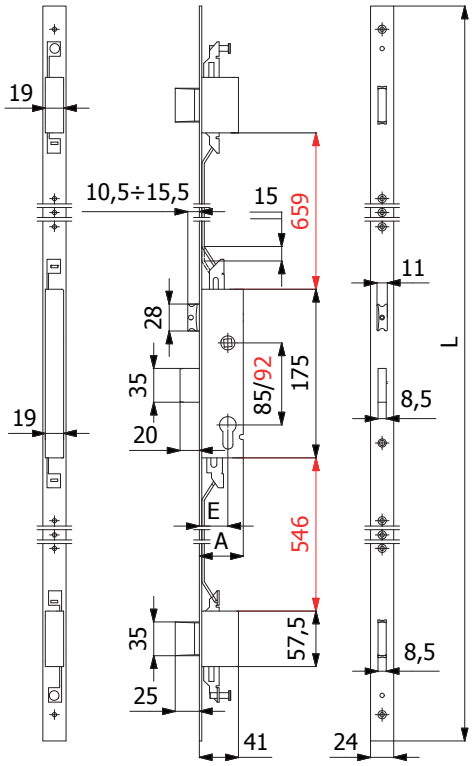

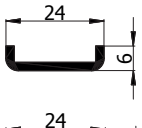

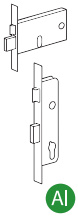

CARATTERISTICHE COSTRUTTIVE: Scatole e coperchi in acciaio zincato e plastificato - Catenacci autocentranti in lega speciale cromata con sistema antiscasso - Scrocco in lega speciale cromata - Ingegno maniglia in lega speciale zincata foro ⌀ 8 mm.

FUNZIONAMENTO: Catenacci comandati dalla chiave - Scrocco comandato dalla chiave o dalla maniglia.

MANO: Reversibile.

PARTI IN DOTAZIONE: 2 borchie cod. 0120 N, 2 sottofrontali cod.0633 N (per frontale a "U"), vite cilindro, viti di fissaggio in acciaio inox , istruzioni di montaggio.

CONSTRUCTIVE FEATURES: Zinc and plastic plated steel cases and covers - Special chromed alloy self-centering dead bolts with lock-picking system - Special chromed alloy latch bolt - Special zinc-plated alloy square spindle device ⌀ 8 mm.

WORKING: Key driven dead bolts - Handle or key driven latch bolt.

HAND: Reversible.

PROVIDED WITH: 2 roses cod. 0120 N, 2 forend spacers cod. 0633 N (for "U" shaped forend), cylinder screw, stainless steel fixing screws, assembling instructions.

COD.	E	L	A	frontale *forend*	interasse *centre distance*	mandate *throws*	kg		
1700.25.PL	25	2300	41	Acciaio inox *Stainless steel*	85	2	2,90	1	5
1700.30.PL	30	2300	46		85	2	2,94	1	5
1700.35.PL	35	2300	51		85	2	2,98	1	5
1700.40.PL	40	2300	56		85	2	3,02	1	5
1720.**.PL	-	-	-		92	-	-	-	-
1700.25.UL	25	2300	41	Acciaio inox *Stainless steel*	85	2	2,90	1	5
1700.30.UL	30	2300	46		85	2	2,94	1	5
1700.35.UL	35	2300	51		85	2	2,98	1	5
1700.40.UL	40	2300	56		85	2	3,02	1	5
1720.**.UL	-	-	-		92	-	-	-	-

3 catenacci - 3 dead bolts

AD ESAURIMENTO
END OF LINE

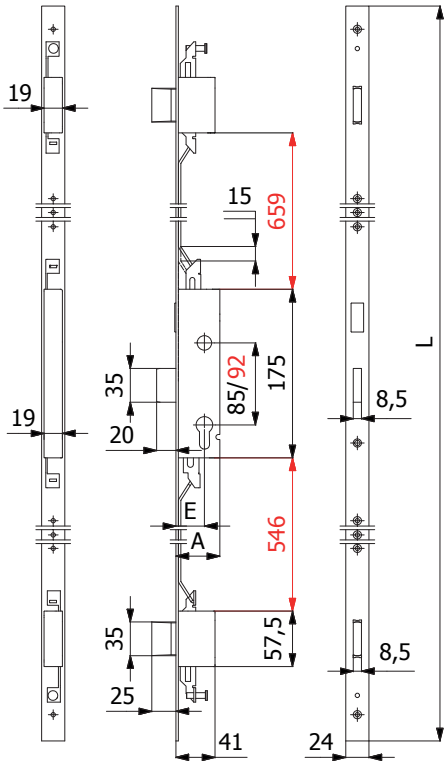

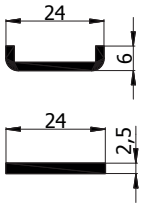

CARATTERISTICHE COSTRUTTIVE: Scatole e coperchi in acciaio zincato e plastificato - Catenacci autocentranti in lega speciale cromata con sistema antiscasso.

FUNZIONAMENTO: Catenacci comandati dalla chiave.

MANO: Unica.

PARTI IN DOTAZIONE: 2 borchie cod. 0120 N, 2 sottofrontali cod.0633 N (per frontale a "U"), vite cilindro, viti di fissaggio in acciaio inox, istruzioni di montaggio.

CONSTRUCTIVE FEATURES: Zinc and plastic plated steel cases and covers - Special chromed alloy self-centering dead bolts with lock-picking system.

WORKING: Key driven dead bolts.

HAND: No hand.

PROVIDED WITH: 2 roses cod. 0120 N, 2 forend spacers cod. 0633 N (for "U" shaped forend), cylinder screw, stainless steel fixing screws, assembling instructions.

COD.	E	L	A	frontale *forend*	interasse *centre distance*	mandate *throws*	kg		
1701.25.PL	25	2300	41	Acciaio inox *Stainless steel*	85	2	2,83	1	5
1701.30.PL	30	2300	46		85	2	2,87	1	5
1701.35.PL	35	2300	51		85	2	2,91	1	5
1701.40.PL	40	2300	56		85	2	2,95	1	5
1721.**.PL	-	-	-		92	-	-	-	-
1701.25.UL	25	2300	41	Acciaio inox *Stainless steel*	85	2	2,83	1	5
1701.30.UL	30	2300	46		85	2	2,87	1	5
1701.35.UL	35	2300	51		85	2	2,91	1	5
1701.40.UL	40	2300	56		85	2	2,95	1	5
1721.**.UL	-	-	-		92	-	-	-	-

Serrature multipunto ad ingranaggi per montanti
Vertical multi-point locks with gear mechanism movements

3 catenacci e rullo regolabile - 3 dead bolts and adjustable roller bolt

AD ESAURIMENTO
END OF LINE

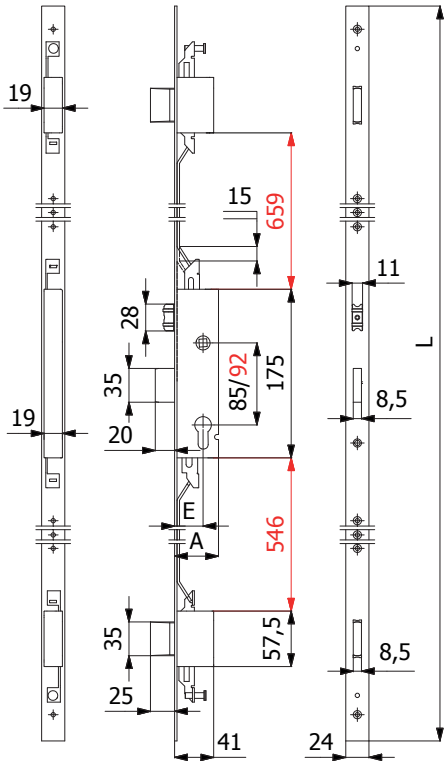

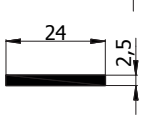

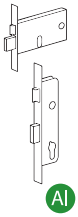

CARATTERISTICHE COSTRUTTIVE: Scatole e coperchi in acciaio zincato e plastificato - Catenacci autocentranti in lega speciale cromata con sistema antiscasso - Rullo in ottone cromato.

FUNZIONAMENTO: Catenacci comandati dalla chiave - Rullo comandato a pressione o dalla chiave.

MANO: Unica.

PARTI IN DOTAZIONE: 2 borchie cod. 0120 N, 2 sottofrontali cod. 0633 N (per frontale a "U"), vite cilindro, viti di fissaggio in acciaio inox , istruzioni di montaggio.

CONSTRUCTIVE FEATURES: Zinc and plastic plated steel cases and covers - Special chromed alloy self-centering dead bolts with lock-picking system - Chromed brass roller bolt.

WORKING: Key driven dead bolts - Pressure or key driven roller bolt.

HAND: No hand.

PROVIDED WITH: 2 roses cod. 0120 N, 2 forend spacers cod. 0633 N (for "U" shaped forend), cylinder screw, stainless steel fixing screws, assembling instructions.

COD.	E	L	A	frontale *forend*	interasse *centre distance*	mandate *throws*	kg		
1705.25.PL	25	2300	41	Acciaio inox *Stainless steel*	85	2	2,93	1	5
1705.30.PL	30	2300	46		85	2	2,97	1	5
1705.35.PL	35	2300	51		85	2	3,01	1	5
1705.40.PL	40	2300	56		85	2	3,05	1	5
1725.**.PL	-	-	-		92	-	-	-	-
1705.25.UL	25	2300	41	Acciaio inox *Stainless steel*	85	2	2,93	1	5
1705.30.UL	30	2300	46		85	2	2,97	1	5
1705.35.UL	35	2300	51		85	2	3,01	1	5
1705.40.UL	40	2300	56		85	2	3,05	1	5
1725.**.UL	-	-	-		92	-	-	-	-

Serrature multipunto ad ingranaggi per montanti
Vertical multi-point locks with gear mechanism movements

PROGETTATA E TESTATA SECONDO IL PROGETTO DI NORMA EUROPEA prEN 15685:10
DESIGNED AND TESTED ACCORDING TO THE DRAFT OF EUROPEAN STANDARD prEN 15685:10

NEW

Scrocco, rullo e tappo intercambiabili
Interchangeable latch bolt, roller bolt and plug

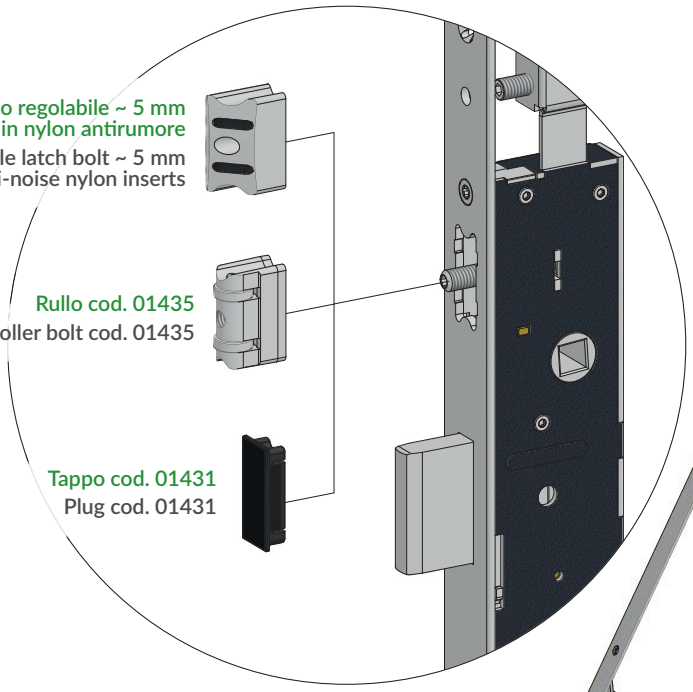

Scrocco regolabile ~ 5 mm con inserti in nylon antirumore
Adjustable latch bolt ~ 5 mm with anti-noise nylon inserts

Rullo cod. 01435
Roller bolt cod. 01435

Tappo cod. 01431
Plug cod. 01431

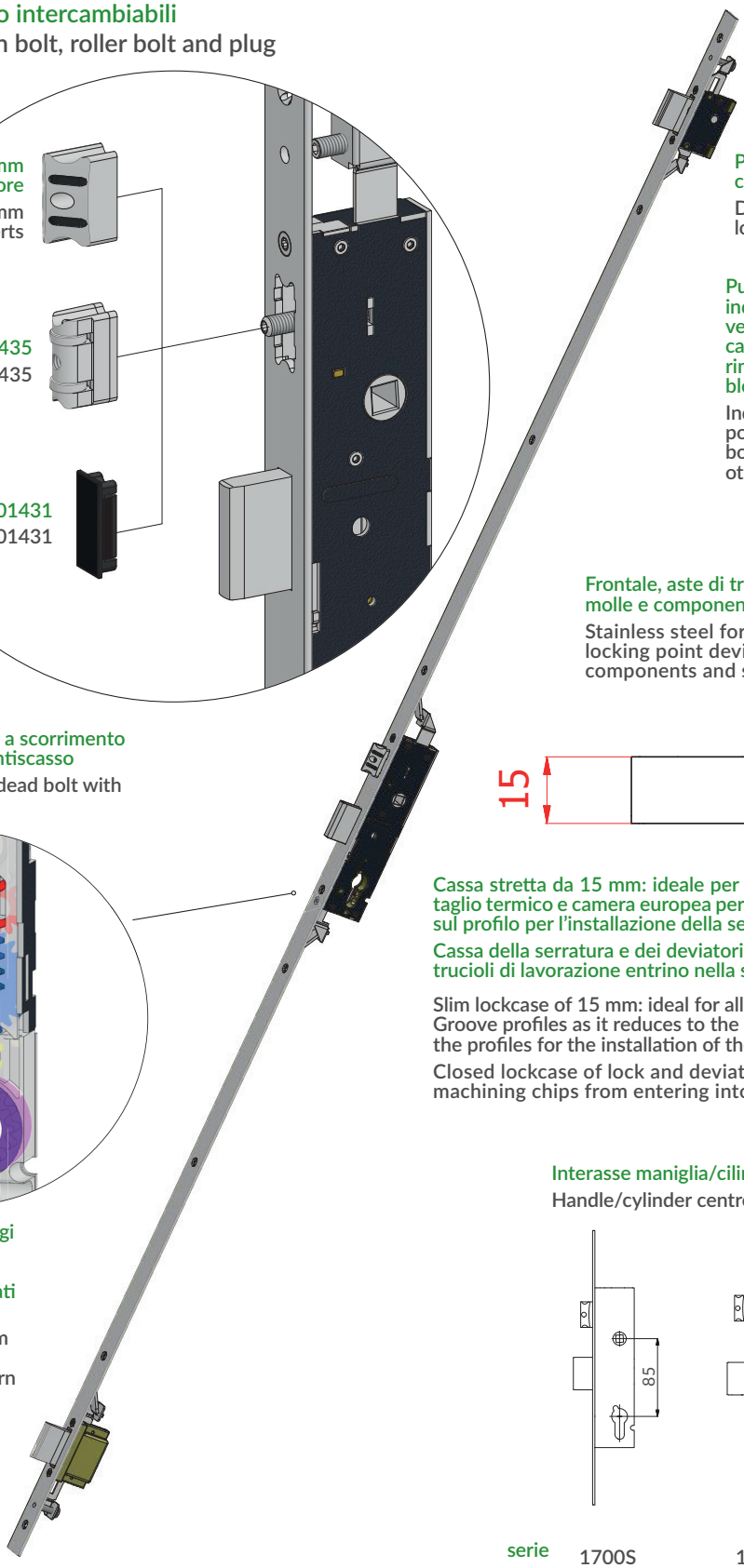

Predisposizione per chiusure supplementari
Designed for additional locking points

Punti di chiusura indipendenti: qualora venga forzato uno dei catenacci i restanti rimangono in posizione di blocco
Independent locking points: if one of the dead bolts is forced open the others stay closed

Frontale, aste di trascinamento, rinvii aste, molle e componenti interni in acciaio inox
Stainless steel forend, rods, additional locking point devices, internal components and springs

Catenaccio autocentrante a scorrimento orizzontale con sistema antiscasso
Self-centering advancing dead bolt with lock-picking system

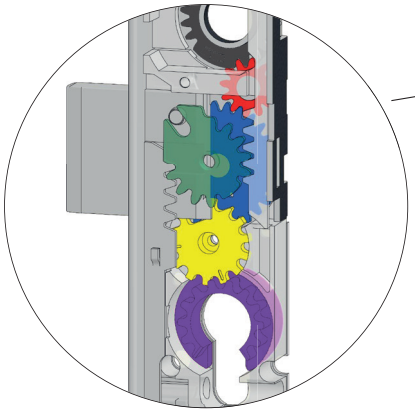

Meccanismo ad ingranaggi brevettato che riduce lo sforzo sulla chiave
Nuovi ingranaggi rinforzati in acciaio inox
Patented gear mechanism movement that reduces the operating force to turn the key
New hardened stainless steel gears



Cassa stretta da 15 mm: ideale per l'installazione sui profili a taglio termico e camera europea perchè riduce al minimo i fori sul profilo per l'installazione della serratura
Cassa della serratura e dei deviatori chiusa per evitare che trucioli di lavorazione entrino nella serratura

Slim lockcase of 15 mm: ideal for all thermic and Euro Groove profiles as it reduces to the minimum the holes on the profiles for the installation of the lock.
Closed lockcase of lock and deviators to stop profile machining chips from entering into the lock

Interasse maniglia/cilindro
Handle/cylinder centre distance

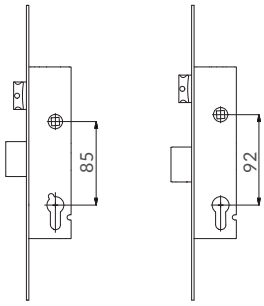

serie / series	1700S	1720S

Serrature multipunto ad ingranaggi per montanti
Vertical multi-point locks with gear mechanism movements

3 catenacci e scrocco regolabile - 3 dead bolts and adjustable latch bolt
Scrocco intercambiabile con rullo cod. 01435 - Latch bolt interchangeable into roller bolt cod. 01435

NEW

CASSA STRETTA *SLIM LOCKCASE* 15 mm

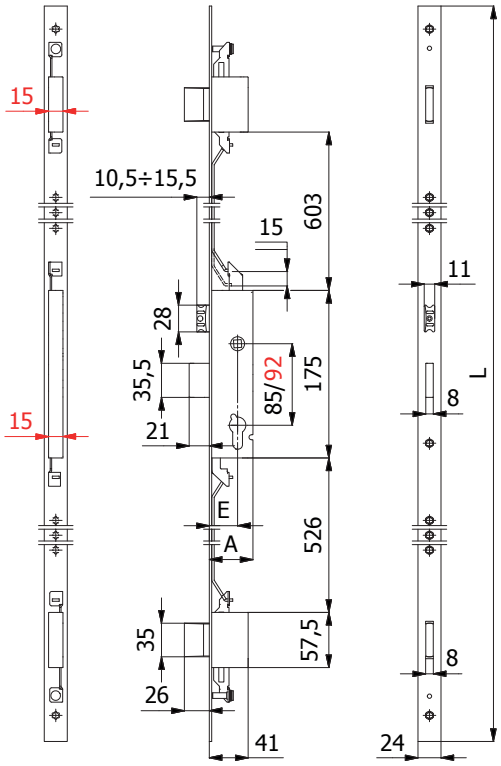

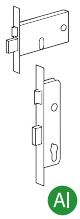

CARATTERISTICHE COSTRUTTIVE: Scatole e coperchi in acciaio zincato e plastificato - Catenacci autocentranti in lega speciale nichelata con sistema antiscasso - Scrocco anti-rumore in lega speciale nichelata - Ingegno maniglia in lega speciale nichelata foro ⌑ 8 mm.

FUNZIONAMENTO: Catenacci comandati dalla chiave - Scrocco comandato dalla chiave o dalla maniglia.

MANO: Reversibile.

PARTI IN DOTAZIONE: 2 borchie cod. 0120 N, 2 sottofrontali cod.0633 N (per frontale a "U"), vite cilindro, viti di fissaggio in acciaio inox, istruzioni di montaggio.

CONSTRUCTIVE FEATURES: Zinc and plastic plated steel cases and covers - Special nickel-plated alloy self-centering dead bolts with lock-picking system - Special nickel-plated alloy anti-noise latch bolt - Special nickel-plated alloy square spindle device ⌑ 8 mm.

WORKING: Key driven dead bolts - Handle or key driven latch bolt.

HAND: Reversible.

PROVIDED WITH: 2 roses cod. 0120 N, 2 forend spacers cod. 0633 N (for "U" shaped forend), cylinder screw, stainless steel fixing screws, assembling instructions.

COD.	E	L	A	frontale *forend*	interasse *centre distance*	mandate *throws*	kg		
1700S.25.PC	25	1570	41	Acciaio inox *Stainless steel*	85	2	2,38	1	5
1700S.30.PC	30	1570	46		85	2	2,42	1	5
1700S.35.PC	35	1570	51		85	2	2,46	1	5
1700S.40.PC	40	1570	56		85	2	2,50	1	5
1720S.**.PC	-	-	-		92	-	-	-	-
1700S.25.UC	25	1570	41	Acciaio inox *Stainless steel*	85	2	2,44	1	5
1700S.30.UC	30	1570	46		85	2	2,48	1	5
1700S.35.UC	35	1570	51		85	2	2,52	1	5
1700S.40.UC	40	1570	56		85	2	2,56	1	5
1720S.**.UC	-	-	-		92	-	-	-	-

Serrature multipunto ad ingranaggi per montanti
Vertical multi-point locks with gear mechanism movements

3 catenacci - 3 dead bolts

NEW

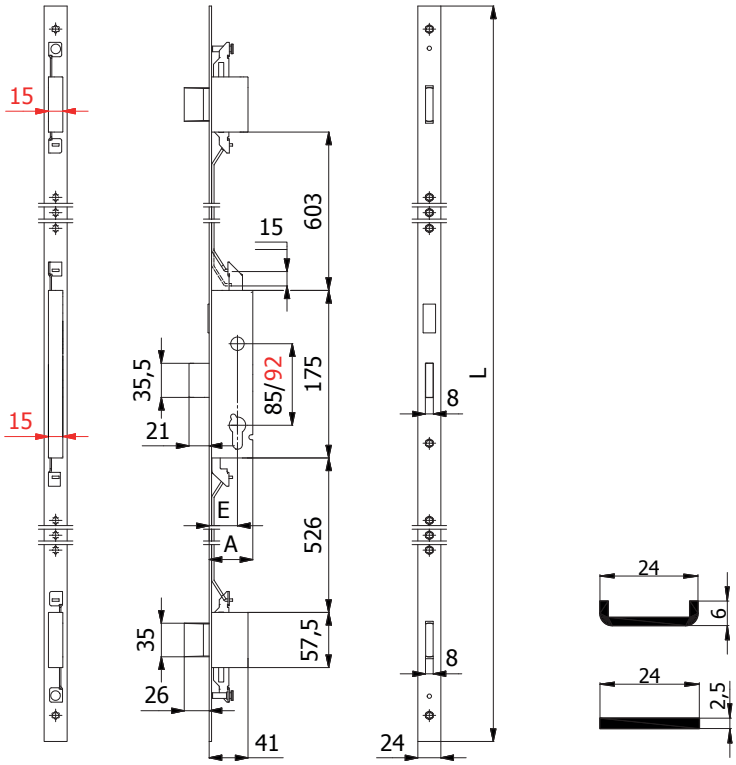

CARATTERISTICHE COSTRUTTIVE: Scatole e coperchi in acciaio zincato e plastificato - Catenacci autocentranti in lega speciale nichelata con sistema antiscasso.

FUNZIONAMENTO: Catenacci comandati dalla chiave.

MANO: Unica.

PARTI IN DOTAZIONE: 2 borchie cod. 0120 N, 2 sottofrontali cod.0633 N (per frontale a "U"), vite cilindro, viti di fissaggio in acciaio inox, istruzioni di montaggio.

CONSTRUCTIVE FEATURES: Zinc and plastic plated steel closed cases and covers - Special nickel-plated alloy self-centering dead bolts with lock-picking system.

WORKING: Key driven dead bolts.

HAND: No hand.

PROVIDED WITH: 2 roses cod. 0120 N, 2 forend spacers cod. 0633 N (for "U" shaped forend), cylinder screw, stainless steel fixing screws, assembling instructions.

COD.	E	L	A	frontale *forend*	interasse *centre distance*	mandate *throws*	kg		
1701S.25.PC	25	1570	41	Acciaio inox *Stainless steel*	85	2	2,31	1	5
1701S.30.PC	30	1570	46		85	2	2,35	1	5
1701S.35.PC	35	1570	51		85	2	2,39	1	5
1701S.40.PC	40	1570	56		85	2	2,43	1	5
1721S.**.PC	-	-	-		92	-	-	-	-
1701S.25.UC	25	1570	41	Acciaio inox *Stainless steel*	85	2	2,37	1	5
1701S.30.UC	30	1570	46		85	2	2,41	1	5
1701S.35.UC	35	1570	51		85	2	2,45	1	5
1701S.40.UC	40	1570	56		85	2	2,49	1	5
1721S.**.UC	-	-	-		92	-	-	-	-

Serrature multipunto ad ingranaggi per montanti
Vertical multi-point locks with gear mechanism movements

3 catenacci e rullo regolabile - 3 dead bolts and adjustable roller bolt

NEW

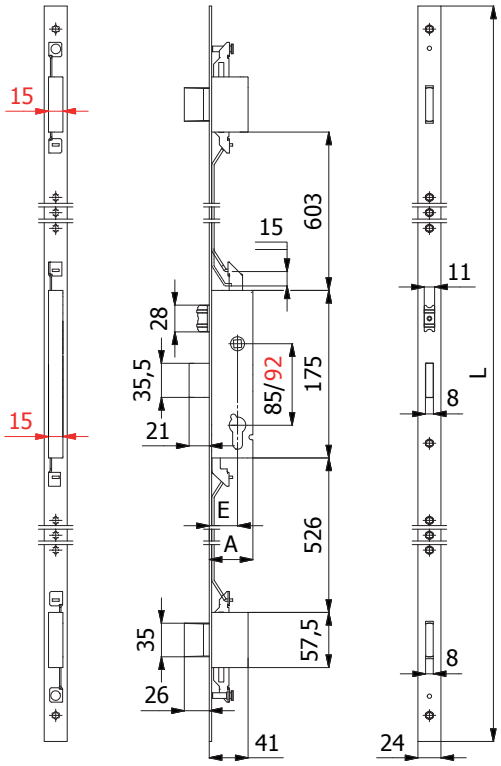

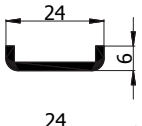

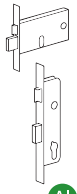

CARATTERISTICHE COSTRUTTIVE: Scatole e coperchi in acciaio zincato e plastificato - Catenacci autocentranti in lega speciale nichelata con sistema antiscasso - Rullo in ottone cromato.

FUNZIONAMENTO: Catenacci comandati dalla chiave - Rullo comandato a pressione o dalla chiave.

MANO: Unica.

PARTI IN DOTAZIONE: 2 borchie cod. 0120 N, 2 sottofrontali cod.0633 N (per frontale a "U"), vite cilindro, viti di fissaggio in acciaio inox, istruzioni di montaggio.

CONSTRUCTIVE FEATURES: Zinc and plastic plated steel cases and covers - Special nickel-plated alloy self-centering dead bolts with lock-picking system - Chromed brass roller bolt.

WORKING: Key driven dead bolts - Pressure or key driven roller bolt.

HAND: No hand.

PROVIDED WITH: 2 roses cod. 0120 N, 2 forend spacers cod. 0633 N (for "U" shaped forend), cylinder screw, stainless steel fixing screws, assembling instructions.

COD.	E	L	A	frontale *forend*	interasse *centre distance*	mandate *throws*	kg		
1705S.25.PC	25	1570	41	Acciaio inox *Stainless steel*	85	2	2,41	1	5
1705S.30.PC	30	1570	46		85	2	2,45	1	5
1705S.35.PC	35	1570	51		85	2	2,49	1	5
1705S.40.PC	40	1570	56		85	2	2,53	1	5
1725S.**.PC	-	-	-		92	-	-	-	-
1705S.25.UC	25	1570	41	Acciaio inox *Stainless steel*	85	2	2,47	1	5
1705S.30.UC	30	1570	46		85	2	2,51	1	5
1705S.35.UC	35	1570	51		85	2	2,55	1	5
1705S.40.UC	40	1570	56		85	2	2,59	1	5
1725S.**.UC	-	-	-		92	-	-	-	-

Serrature multipunto ad ingranaggi per montanti
Vertical multi-point locks with gear mechanism movements

3 catenacci e scrocco regolabile - 3 dead bolts and adjustable latch bolt
Scrocco intercambiabile con rullo cod. 01435 - Latch bolt interchangeable into roller bolt cod. 01435

NEW

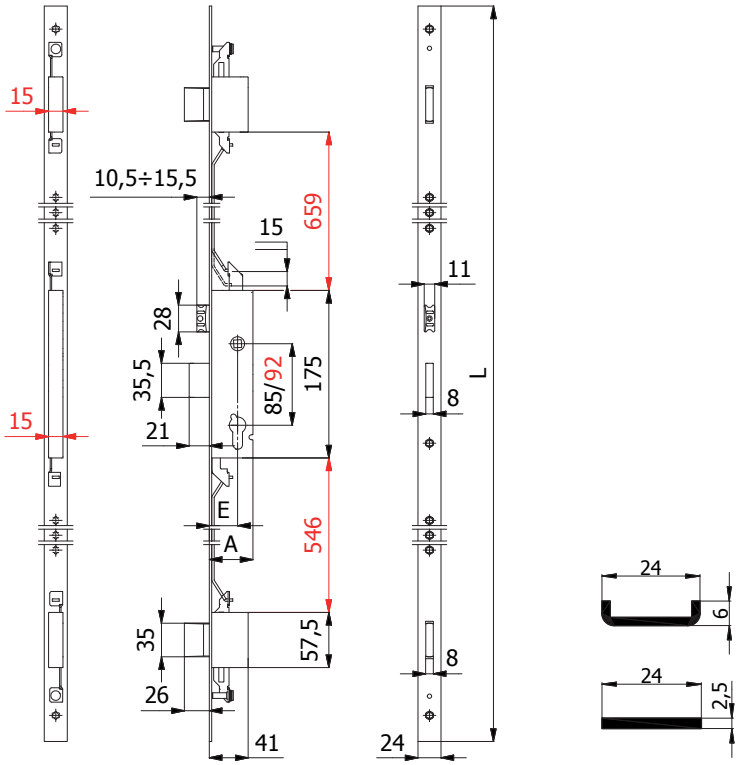

CARATTERISTICHE COSTRUTTIVE: Scatole e coperchi in acciaio zincato e plastificato - Catenacci autocentranti in lega speciale nichelata con sistema antiscasso - Scrocco anti-rumore in lega speciale nichelata - Ingegno maniglia in lega speciale nichelata foro ⌑ 8 mm.

FUNZIONAMENTO: Catenacci comandati dalla chiave - Scrocco comandato dalla chiave o dalla maniglia.

MANO: Reversibile.

PARTI IN DOTAZIONE: 2 borchie cod. 0120 N, 2 sottofrontali cod.0633 N (per frontale a "U"), vite cilindro, viti di fissaggio in acciaio inox , istruzioni di montaggio.

CONSTRUCTIVE FEATURES: Zinc and plastic plated steel cases and covers - Special nickel-plated alloy self-centering dead bolts with lock-picking system - Special nickel-plated alloy anti-noise latch bolt - Special nickel-plated alloy square spindle device ⌑ 8 mm.

WORKING: Key driven dead bolts - Handle or key driven latch bolt.

HAND: Reversible.

PROVIDED WITH: 2 roses cod. 0120 N, 2 forend spacers cod. 0633 N (for "U" shaped forend), cylinder screw, stainless steel fixing screws, assembling instructions.

COD.	E	L	A	frontale *forend*	interasse *centre distance*	mandate *throws*	kg		
1700S.25.PL	25	2300	41	Acciaio inox *Stainless steel*	85	2	2,77	1	5
1700S.30.PL	30	2300	46		85	2	2,81	1	5
1700S.35.PL	35	2300	51		85	2	2,85	1	5
1700S.40.PL	40	2300	56		85	2	2,89	1	5
1720S.**.PL	-	-	-		92	-	-	-	-
1700S.25.UL	25	2300	41	Acciaio inox *Stainless steel*	85	2	2,77	1	5
1700S.30.UL	30	2300	46		85	2	2,81	1	5
1700S.35.UL	35	2300	51		85	2	2,85	1	5
1700S.40.UL	40	2300	56		85	2	2,89	1	5
1720S.**.UL	-	-	-		92	-	-	-	-

Serrature multipunto ad ingranaggi per montanti
Vertical multi-point locks with gear mechanism movements

3 catenacci - 3 dead bolts

NEW

CASSA STRETTA *SLIM LOCKCASE* 15 mm

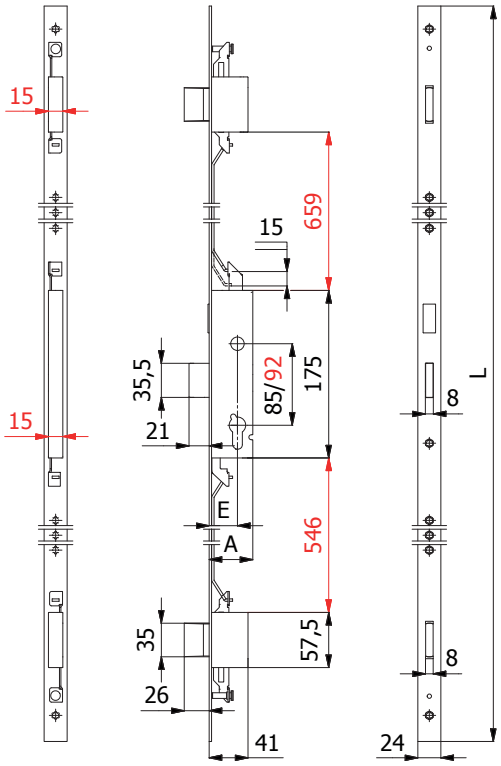

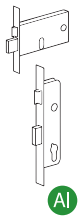

CARATTERISTICHE COSTRUTTIVE: Scatole e coperchi in acciaio zincato e plastificato - Catenacci autocentranti in lega speciale nichelata con sistema antiscasso.

FUNZIONAMENTO: Catenacci comandati dalla chiave.

MANO: Unica.

PARTI IN DOTAZIONE: 2 borchie cod. 0120 N, 2 sottofrontali cod.0633 N (per frontale a "U"), vite cilindro, viti di fissaggio in acciaio inox, istruzioni di montaggio.

CONSTRUCTIVE FEATURES: Zinc and plastic plated steel cases and covers - Special nickel-plated alloy self-centering dead bolts with lock-picking system.

WORKING: Key driven dead bolts.

HAND: No hand.

PROVIDED WITH: 2 roses cod. 0120 N, 2 forend spacers cod. 0633 N (for "U" shaped forend), cylinder screw, stainless steel fixing screws, assembling instructions.

COD.	E	L	A	frontale *forend*	interasse *centre distance*	mandate *throws*	kg		
1701S.25.PL	25	2300	41	Acciaio inox *Stainless steel*	85	2	2,70	1	5
1701S.30.PL	30	2300	46		85	2	2,74	1	5
1701S.35.PL	35	2300	51		85	2	2,78	1	5
1701S.40.PL	40	2300	56		85	2	2,82	1	5
1721S.**.PL	-	-	-		92	-	-	-	-
1701S.25.UL	25	2300	41	Acciaio inox *Stainless steel*	85	2	2,70	1	5
1701S.30.UL	30	2300	46		85	2	2,74	1	5
1701S.35.UL	35	2300	51		85	2	2,78	1	5
1701S.40.UL	40	2300	56		85	2	2,82	1	5
1721S.**.UL	-	-	-		92	-	-	-	-

Serrature multipunto ad ingranaggi per montanti
Vertical multi-point locks with gear mechanism movements

3 catenacci e rullo regolabile - 3 dead bolts and adjustable roller bolt

NEW

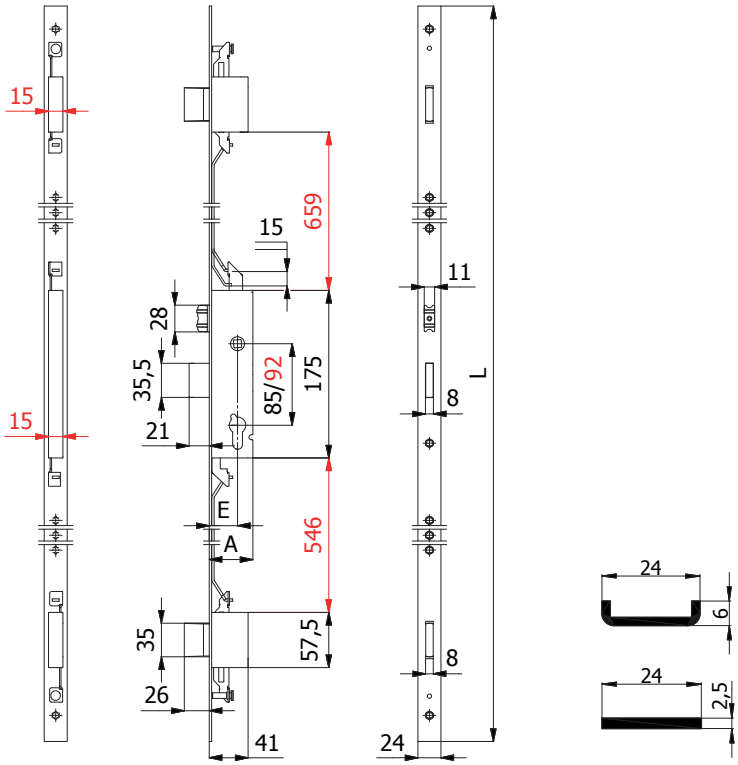

CARATTERISTICHE COSTRUTTIVE: Scatole e coperchi in acciaio zincato e plastificato - Catenacci autocentranti in lega speciale nichelata con sistema antiscasso - Rullo in ottone cromato.

FUNZIONAMENTO: Catenacci comandati dalla chiave - Rullo comandato a pressione o dalla chiave.

MANO: Unica.

PARTI IN DOTAZIONE: 2 borchie cod. 0120 N, 2 sottofrontali cod. 0633 N (per frontale a "U"), vite cilindro, viti di fissaggio in acciaio inox , istruzioni di montaggio.

CONSTRUCTIVE FEATURES: Zinc and plastic plated steel cases and covers - Special nickel-plated alloy self-centering dead bolts with lock-picking system - Chromed brass roller bolt.

WORKING: Key driven dead bolts - Pressure or key driven roller bolt.

HAND: No hand.

PROVIDED WITH: 2 roses cod. 0120 N, 2 forend spacers cod. 0633 N (for "U" shaped forend), cylinder screw, stainless steel fixing screws, assembling instructions.

COD.	E	L	A	frontale *forend*	interasse *centre distance*	mandate *throws*	kg		
1705S.25.PL	25	2300	41	Acciaio inox *Stainless steel*	85	2	2,80	1	5
1705S.30.PL	30	2300	46		85	2	2,84	1	5
1705S.35.PL	35	2300	51		85	2	2,88	1	5
1705S.40.PL	40	2300	56		85	2	2,92	1	5
1725S.**.PL	-	-	-		92	-	-	-	-
1705S.25.UL	25	2300	41	Acciaio inox *Stainless steel*	85	2	2,80	1	5
1705S.30.UL	30	2300	46		85	2	2,84	1	5
1705S.35.UL	35	2300	51		85	2	2,88	1	5
1705S.40.UL	40	2300	56		85	2	2,92	1	5
1725S.**.UL	-	-	-		92	-	-	-	-

Serrature multipunto ad ingranaggi per montanti con deviatori gancio e pistone
Vertical multi-point locks with gear mechanism movements with hook and piston

OMEC

CASSA STRETTA 15 mm
SLIM LOCKCASE

PROGETTATA E TESTATA SECONDO IL PROGETTO DI NORMA EUROPEA prEN 15685:10
DESIGNED AND TESTED ACCORDING TO THE DRAFT OF EUROPEAN STANDARD prEN 15685:10

NEW

Scrocco, rullo e tappo intercambiabili
Interchangeable latch bolt, roller bolt and plug

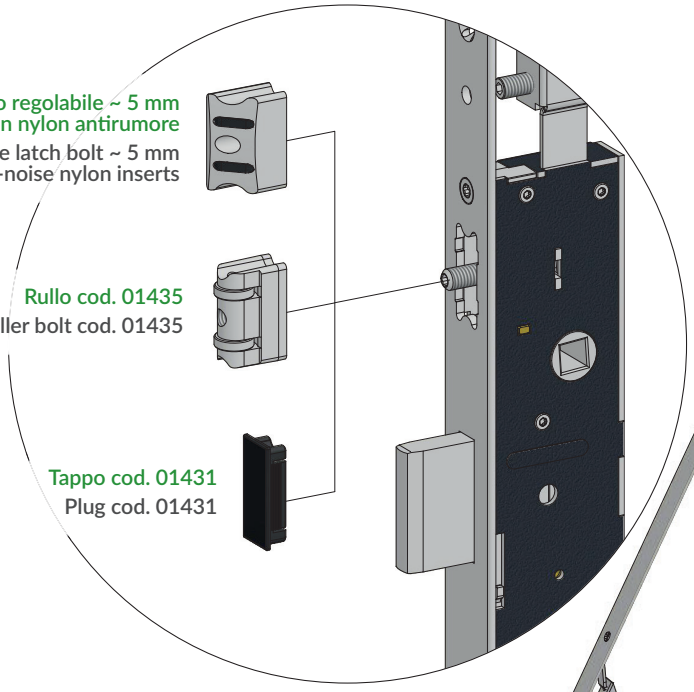

Scrocco regolabile ~ 5 mm con inserti in nylon antirumore
Adjustable latch bolt ~ 5 mm with anti-noise nylon inserts

Rullo cod. 01435
Roller bolt cod. 01435

Tappo cod. 01431
Plug cod. 01431

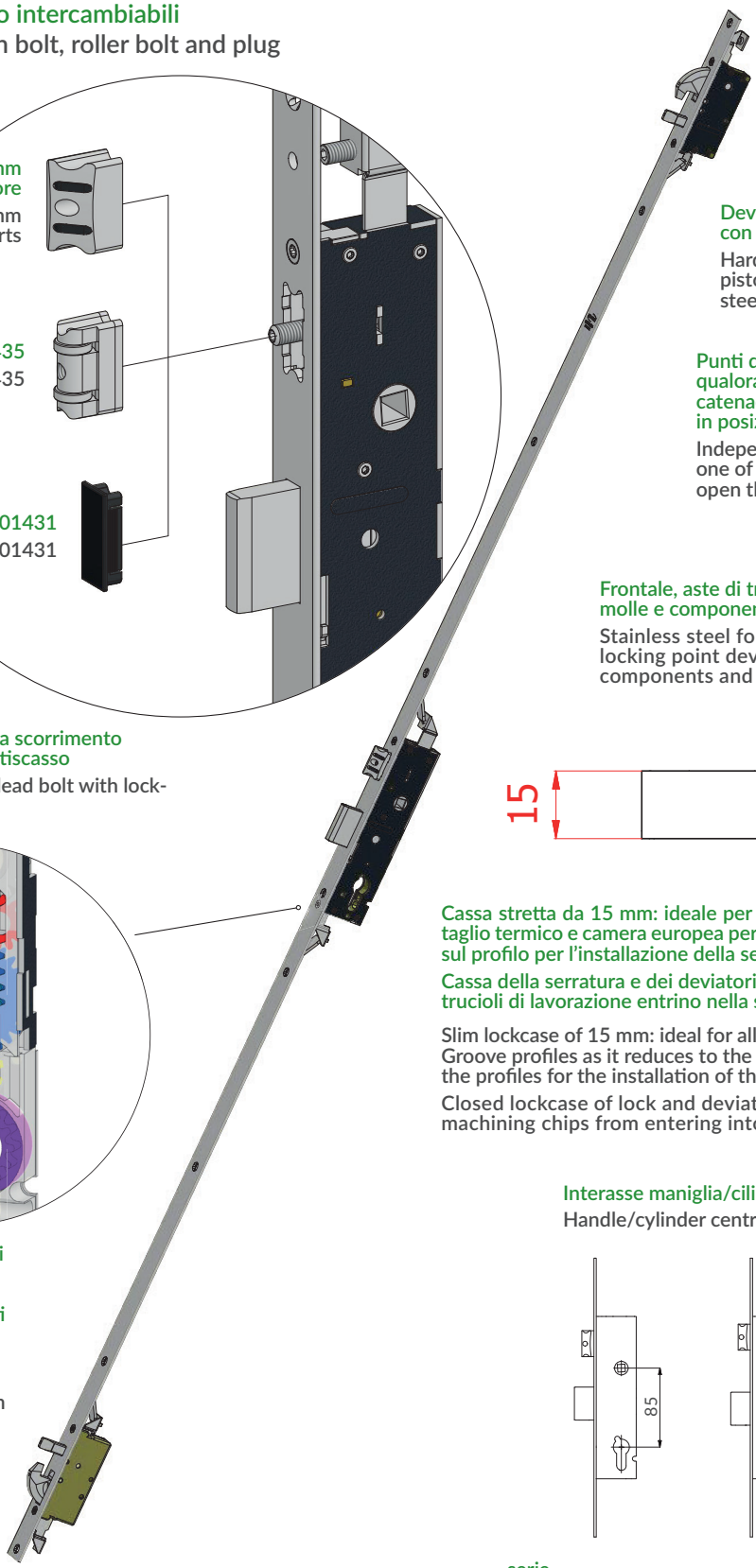

Predisposizione per chiusure supplementari
Designed for additional locking points

Deviatori gancio e pistone con spina in acciaio antitaglio
Hardened hook bolt and piston with saw resistant steel pin

Punti di chiusura indipendenti: qualora venga forzato uno dei catenacci i restanti rimangono in posizione di blocco
Independent locking points: if one of the dead bolts is forced open the others stay closed

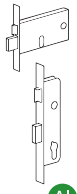

Al

Frontale, aste di trascinamento, rinvii aste, molle e componenti interni in acciaio inox
Stainless steel forend, rods, additional locking point devices, internal components and springs

Catenaccio autocentrante a scorrimento orizzontale con sistema antiscasso
Self-centering advancing dead bolt with lock-picking system

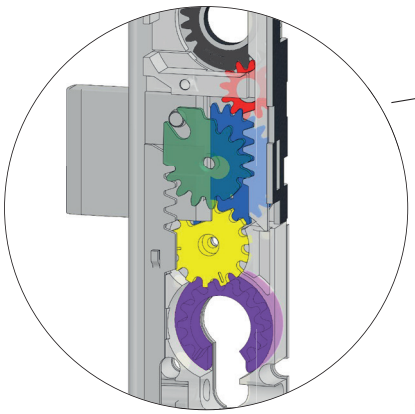

Meccanismo ad ingranaggi brevettato che riduce lo sforzo sulla chiave
Nuovi ingranaggi rinforzati in acciaio inox
Patented gear mechanism movement that reduces the operating force to turn the key
New hardened stainless steel gears



Cassa stretta da 15 mm: ideale per l'installazione sui profili a taglio termico e camera europea perchè riduce al minimo i fori sul profilo per l'installazione della serratura
Cassa della serratura e dei deviatori chiusa per evitare che trucioli di lavorazione entrino nella serratura

Slim lockcase of 15 mm: ideal for all thermic and Euro Groove profiles as it reduces to the minimum the holes on the profiles for the installation of the lock.
Closed lockcase of lock and deviators to stop profile machining chips from entering into the lock

Interasse maniglia/cilindro
Handle/cylinder centre distance

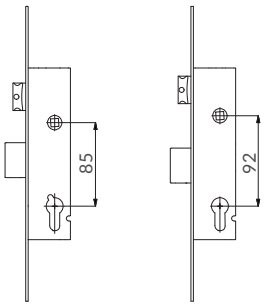

serie series	1740S	1760S

Serrature multipunto ad ingranaggi per montanti
Vertical multi-point locks with gear mechanism movements

Catenaccio, scrocco regolabile, gancio e pistone - Dead bolt,adjustable latch bolt, hook and piston

Scrocco intercambiabile con rullo cod. 01435 - Latch bolt interchangeable into roller bolt cod. 01435

NEW

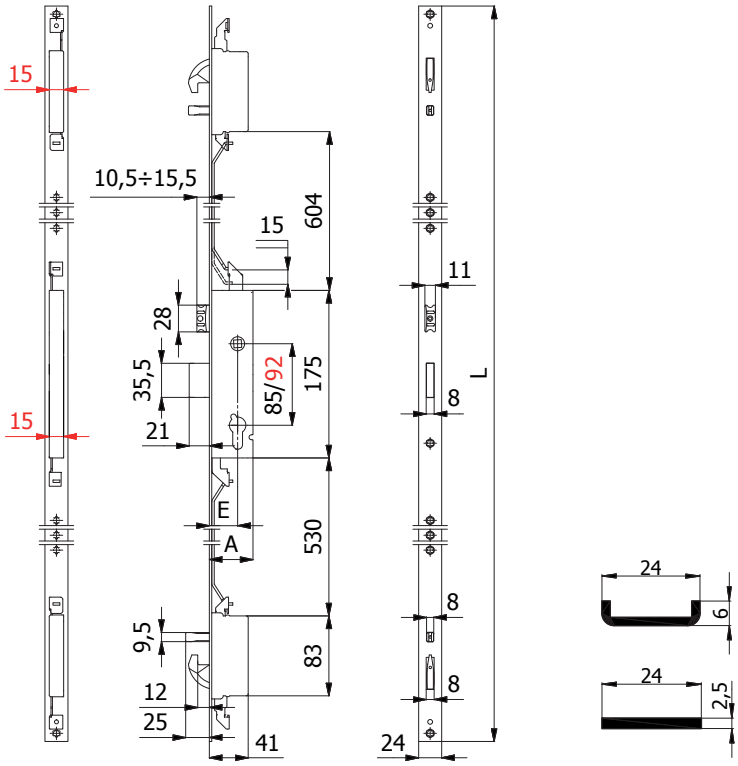

CARATTERISTICHE COSTRUTTIVE: Scatole e coperchi in acciaio zincato e plastificato - Catenaccio autocentrante in lega speciale nichelata con sistema antiscasso - Ganci e pistoni in lega speciale nichelata con spina in acciaio antitaglio - Scrocco anti-rumore in lega speciale nichelata - Ingegno maniglia in lega speciale nichelata foro ⌑ 8 mm.

FUNZIONAMENTO: Catenaccio, ganci e pistoni comandati dalla chiave - Scrocco comandato dalla chiave o dalla maniglia.

MANO: Reversibile.

PARTI IN DOTAZIONE: 2 borchie cod. 0120 N, 2 sottofrontali cod.0633 N (per frontale a "U"), vite cilindro, viti di fissaggio in acciaio inox , istruzioni di montaggio.

CONSTRUCTIVE FEATURES: Zinc and plastic plated steel cases and covers - Special nickel-plated alloy self-centering dead bolt with lock-picking system - Hook bolts and pistons with saw resistant steel pin - Special nickel-plated alloy anti-noise latch bolt - Special nickel-plated alloy square spindle device ⌑ 8 mm.

WORKING: Key driven dead bolt, hook bolts and pistons - Handle or key driven latch bolt.

HAND: Reversible.

PROVIDED WITH: 2 roses cod. 0120 N, 2 forend spacers cod. 0633 N (for "U" shaped forend), cylinder screw, stainless steel fixing screws, assembling instructions.

COD.	E	L	A	frontale *forend*	interasse *centre distance*	mandate *throws*	kg		
1740S.25.PC	25	1570	41	Acciaio inox *Stainless steel*	85	2	2,50	1	5
1740S.30.PC	30	1570	46		85	2	2,54	1	5
1740S.35.PC	35	1570	51		85	2	2,58	1	5
1740S.40.PC	40	1570	56		85	2	2,62	1	5
1760S.**.PC	-	-	-		92	-	-	-	-
1740S.25.UC	25	1570	41	Acciaio inox *Stainless steel*	85	2	2,56	1	5
1740S.30.UC	30	1570	46		85	2	2,60	1	5
1740S.35.UC	35	1570	51		85	2	2,64	1	5
1740S.40.UC	40	1570	56		85	2	2,68	1	5
1760S.**.UC	-	-	-		92	-	-	-	-

Serrature multipunto ad ingranaggi per montanti
Vertical multi-point locks with gear mechanism movements

Catenaccio, gancio e pistone - Dead bolt, hook and piston

NEW

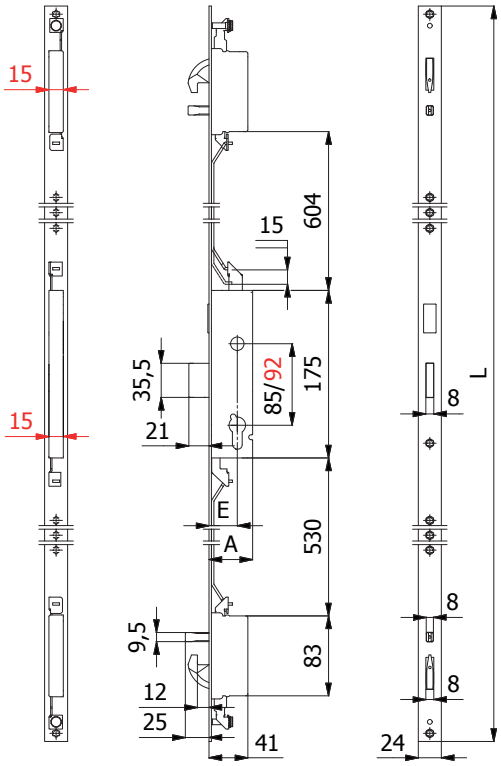

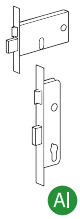

CARATTERISTICHE COSTRUTTIVE: Scatole e coperchi in acciaio zincato e plastificato - Catenaccio autocentrante in lega speciale nichelata con sistema antiscasso - Ganci e pistoni in lega speciale nichelata con spina in acciaio antitaglio.

FUNZIONAMENTO: Catenaccio, ganci e pistoni comandati dalla chiave.

MANO: Unica.

PARTI IN DOTAZIONE: 2 borchie cod. 0120 N, 2 sottofrontali cod.0633 N (per frontale a "U"), vite cilindro, viti di fissaggio in acciaio inox, istruzioni di montaggio.

CONSTRUCTIVE FEATURES: Zinc and plastic plated steel cases and covers - Special nickel-plated alloy self-centering dead bolt with lock-picking system - Hook bolts and pistons with saw resistant steel pin.

WORKING: Key driven dead bolt, hook bolts and pistons.

HAND: No hand.

PROVIDED WITH: 2 roses cod. 0120 N, 2 forend spacers cod. 0633 N (for "U" shaped forend), cylinder screw, stainless steel fixing screws, assembling instructions.

COD.	E	L	A	frontale *forend*	interasse *centre distance*	mandate *throws*	kg		
1741S.25.PC	25	1570	41	Acciaio inox *Stainless steel*	85	2	2,43	1	5
1741S.30.PC	30	1570	46		85	2	2,47	1	5
1741S.35.PC	35	1570	51		85	2	2,51	1	5
1741S.40.PC	40	1570	56		85	2	2,55	1	5
1761S.**.PC	-	-	-		92	-	-	-	-
1741S.25.UC	25	1570	41	Acciaio inox *Stainless steel*	85	2	2,49	1	5
1741S.30.UC	30	1570	46		85	2	2,53	1	5
1741S.35.UC	35	1570	51		85	2	2,57	1	5
1741S.40.UC	40	1570	56		85	2	2,61	1	5
1761S.**.UC	-	-	-		92	-	-	-	-

Serrature multipunto ad ingranaggi per montanti
Vertical multi-point locks with gear mechanism movements

Catenaccio, rullo, gancio e pistone - Dead bolt, roller bolt, hook and piston

NEW

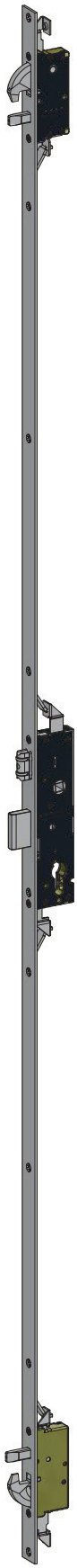

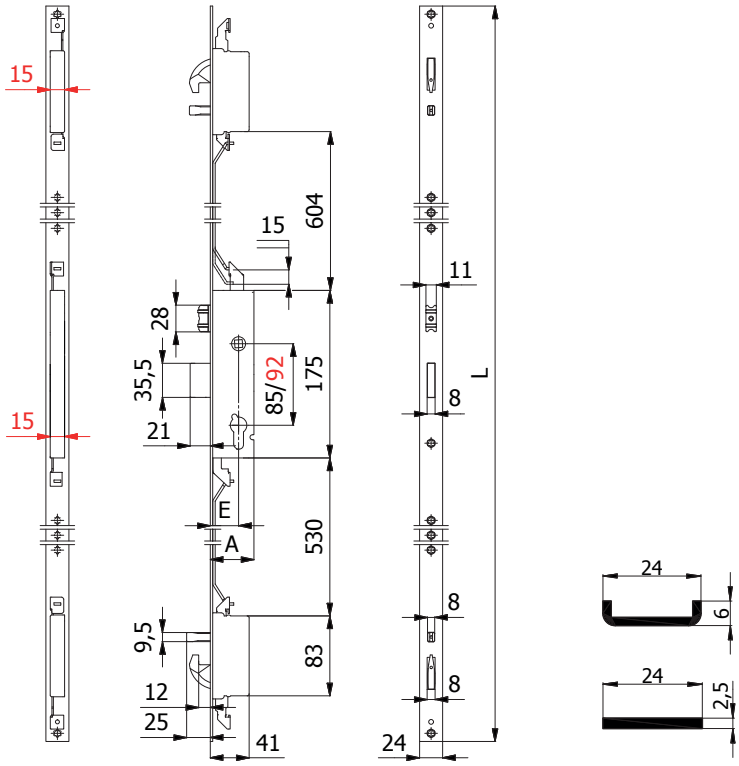

CARATTERISTICHE COSTRUTTIVE: Scatole e coperchi in acciaio zincato e plastificato - Catenaccio autocentrante in lega speciale nichelata con sistema antiscasso - Ganci e pistoni in lega speciale nichelata con spina in acciaio antitaglio - Rullo in ottone cromato.

FUNZIONAMENTO: Catenaccio, ganci e pistoni comandati dalla chiave - Rullo comandato a pressione o dalla chiave.

MANO: Unica.

PARTI IN DOTAZIONE: 2 borchie cod. 0120 N, 2 sottofrontali cod. 0633 N (per frontale a "U"), vite cilindro, viti di fissaggio in acciaio inox , istruzioni di montaggio.

CONSTRUCTIVE FEATURES: Zinc and plastic plated steel cases and covers - Special nickel-plated alloy self-centering dead bolts with lock-picking system - Hook bolts and pistons with saw resistant steel pin - Chromed brass roller bolt.

WORKING: Key driven dead bolt, hook bolts and pistons - Pressure or key driven roller bolt.

HAND: No hand.

PROVIDED WITH: 2 roses cod. 0120 N, 2 forend spacers cod. 0633 N (for "U" shaped forend), cylinder screw, stainless steel fixing screws, assembling instructions.

COD.	E	L	A	frontale *forend*	interasse *centre distance*	mandate *throws*	kg		
1745S.25.PC	25	1570	41	Acciaio inox *Stainless steel*	85	2	2,53	1	5
1745S.30.PC	30	1570	46		85	2	2,57	1	5
1745S.35.PC	35	1570	51		85	2	2,61	1	5
1745S.40.PC	40	1570	56		85	2	2,65	1	5
1765S.**.PC	-	-	-		92	-	-	-	-
1745S.25.UC	25	1570	41	Acciaio inox *Stainless steel*	85	2	2,59	1	5
1745S.30.UC	30	1570	46		85	2	2,63	1	5
1745S.35.UC	35	1570	51		85	2	2,67	1	5
1745S.40.UC	40	1570	56		85	2	2,71	1	5
1765S.**.UC	-	-	-		92	-	-	-	-

Serrature multipunto ad ingranaggi per montanti
Vertical multi-point locks with gear mechanism movements

Catenaccio, scrocco regolabile, gancio e pistone - Dead bolt,adjustable latch bolt, hook and piston

Scrocco intercambiabile con rullo cod. 01435 - Latch bolt interchangeable into roller bolt cod. 01435

NEW

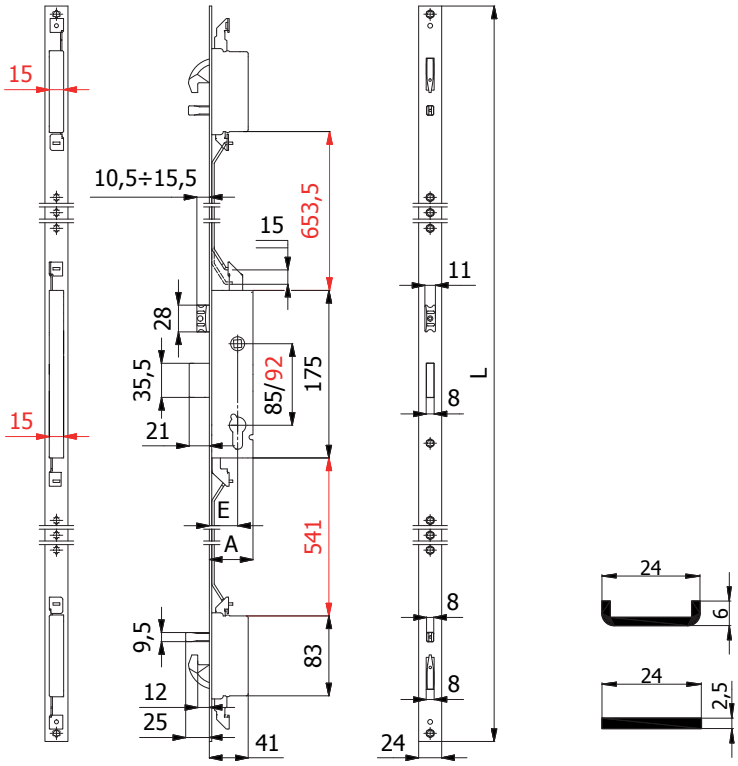

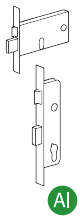

CARATTERISTICHE COSTRUTTIVE: Scatole e coperchi in acciaio zincato e plastificato - Catenaccio autocentrante in lega speciale nichelata con sistema antiscasso - Ganci e pistoni in lega speciale nichelata con spina in acciaio antitaglio - Scrocco anti-rumore in lega speciale nichelata - Ingegno maniglia in lega speciale nichelata foro ⌑ 8 mm.

FUNZIONAMENTO: Catenaccio, ganci e pistoni comandati dalla chiave - Scrocco comandato dalla chiave o dalla maniglia.

MANO: Reversibile.

PARTI IN DOTAZIONE: 2 borchie cod. 0120 N, 2 sottofrontali cod.0633 N (per frontale a "U"), vite cilindro, viti di fissaggio in acciaio inox , istruzioni di montaggio.

CONSTRUCTIVE FEATURES: Zinc and plastic plated steel cases and covers - Special nickel-plated alloy self-centering dead bolts with lock-picking system - Hook bolts and pistons with saw resistant steel pin - Special nickel-plated alloy anti-noise latch bolt - Special nickel-plated alloy square spindle device ⌑ 8 mm.

WORKING: Key driven dead bolt, hook bolts and pistons - Handle or key driven latch bolt.

HAND: Reversible.

PROVIDED WITH: 2 roses cod. 0120 N, 2 forend spacers cod. 0633 N (for "U" shaped forend), cylinder screw, stainless steel fixing screws, assembling instructions.

COD.	E	L	A	frontale *forend*	interasse *centre distance*	mandate *throws*	kg		
1740S.25.PL	25	2300	41	Acciaio inox *Stainless steel*	85	2	2,89	1	5
1740S.30.PL	30	2300	46		85	2	2,93	1	5
1740S.35.PL	35	2300	51		85	2	2,97	1	5
1740S.40.PL	40	2300	56		85	2	3,01	1	5
1760S.**.PL	-	-	-		92	-	-	-	-
1740S.25.UL	25	2300	41	Acciaio inox *Stainless steel*	85	2	2,89	1	5
1740S.30.UL	30	2300	46		85	2	2,93	1	5
1740S.35.UL	35	2300	51		85	2	2,97	1	5
1740S.40.UL	40	2300	56		85	2	3,01	1	5
1760S.**.UL	-	-	-		92	-	-	-	-

Serrature multipunto ad ingranaggi per montanti
Vertical multi-point locks with gear mechanism movements

Catenaccio, gancio e pistone - Dead bolt, hook and piston

NEW

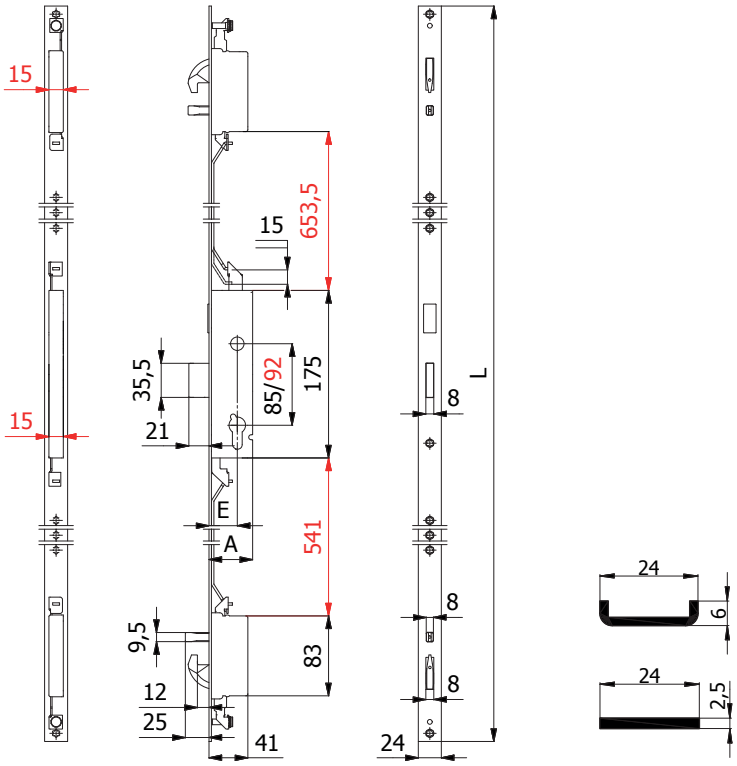

CARATTERISTICHE COSTRUTTIVE: Scatole e coperchi in acciaio zincato e plastificato - Catenaccio autocentrante in lega speciale nichelata con sistema antiscasso - Ganci e pistoni in lega speciale nichelata con spina in acciaio antitaglio.

FUNZIONAMENTO: Catenaccio, ganci e pistoni comandati dalla chiave.

MANO: Unica.

PARTI IN DOTAZIONE: 2 borchie cod. 0120 N, 2 sottofrontali cod.0633 N (per frontale a "U"), vite cilindro, viti di fissaggio in acciaio inox, istruzioni di montaggio.

CONSTRUCTIVE FEATURES: Zinc and plastic plated steel cases and covers - Special nickel-plated alloy self-centering dead bolts with lock-picking system - Hook bolts and pistons with saw resistant steel pin.

WORKING: Key driven dead bolt, hook bolts and pistons.

HAND: No hand.

PROVIDED WITH: 2 roses cod. 0120 N, 2 forend spacers cod. 0633 N (for "U" shaped forend), cylinder screw, stainless steel fixing screws, assembling instructions.

COD.	E	L	A	frontale *forend*	interasse *centre distance*	mandate *throws*	kg		
1741S.25.PL	25	2300	41	Acciaio inox *Stainless steel*	85	2	2,82	1	5
1741S.30.PL	30	2300	46		85	2	2,86	1	5
1741S.35.PL	35	2300	51		85	2	2,90	1	5
1741S.40.PL	40	2300	56		85	2	2,94	1	5
1761S.**.PL	-	-	-		92	-	-	-	-
1741S.25.UL	25	2300	41	Acciaio inox *Stainless steel*	85	2	2,82	1	5
1741S.30.UL	30	2300	46		85	2	2,86	1	5
1741S.35.UL	35	2300	51		85	2	2,90	1	5
1741S.40.UL	40	2300	56		85	2	2,94	1	5
1761S.**.UL	-	-	-		92	-	-	-	-

Serrature multipunto ad ingranaggi per montanti
Vertical multi-point locks with gear mechanism movements

Catenaccio, rullo, gancio e pistone - Dead bolt, roller bolt, hook and piston

NEW

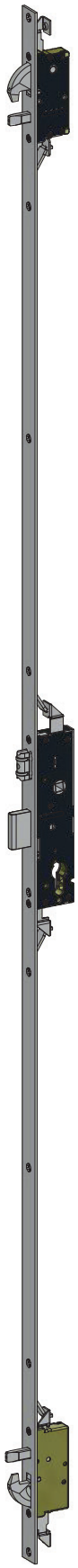

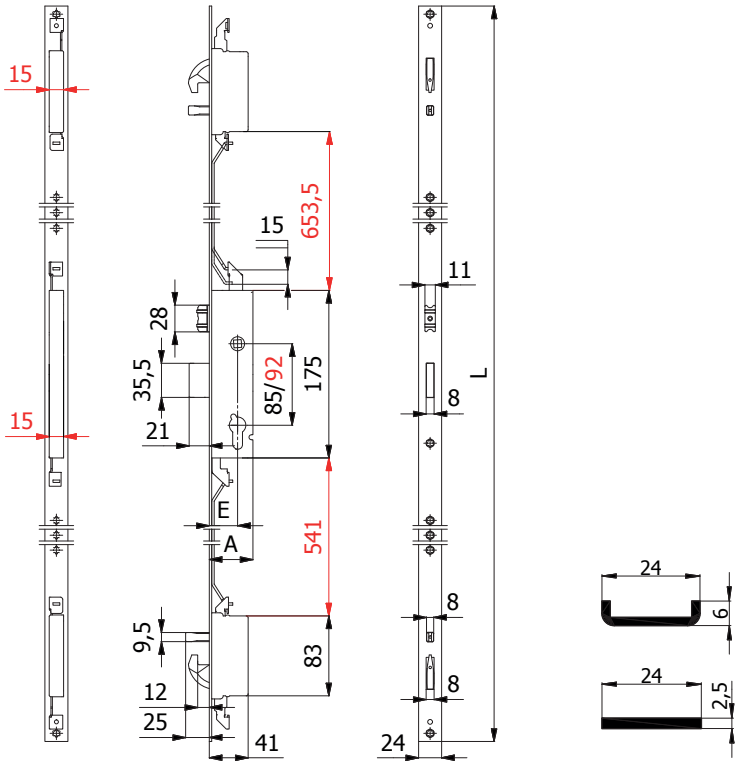

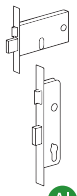

Al

CARATTERISTICHE COSTRUTTIVE: Scatole e coperchi in acciaio zincato e plastificato - Catenaccio autocentrante in lega speciale nichelata con sistema antiscasso - Ganci e pistoni in lega speciale nichelata con spina in acciaio antitaglio - Rullo in ottone cromato.

FUNZIONAMENTO: Catenaccio, ganci e pistoni comandati dalla chiave - Rullo comandato a pressione o dalla chiave.

MANO: Unica.

PARTI IN DOTAZIONE: 2 borchie cod. 0120 N, 2 sottofrontali cod. 0633 N (per frontale a "U"), vite cilindro, viti di fissaggio in acciaio inox , istruzioni di montaggio.

CONSTRUCTIVE FEATURES: Zinc and plastic plated steel cases and covers - Special nickel-plated alloy self-centering dead bolts with lock-picking system - Hook bolts and pistons with saw resistant steel pin - Chromed brass roller bolt.

WORKING: Key driven dead bolt, hook bolts and pistons - Pressure or key driven roller bolt.

HAND: No hand.

PROVIDED WITH: 2 roses cod. 0120 N, 2 forend spacers cod. 0633 N (for "U" shaped forend), cylinder screw, stainless steel fixing screws, assembling instructions.

COD.	E	L	A	frontale *forend*	interasse *centre distance*	mandate *throws*	kg		
1745S.25.PL	25	2300	41	Acciaio inox *Stainless steel*	85	2	2,92	1	5
1745S.30.PL	30	2300	46		85	2	2,96	1	5
1745S.35.PL	35	2300	51		85	2	3,00	1	5
1745S.40.PL	40	2300	56		85	2	3,04	1	5
1765S.**.PL	-	-	-		92	-	-	-	-
1745S.25.UL	25	2300	41	Acciaio inox *Stainless steel*	85	2	2,92	1	5
1745S.30.UL	30	2300	46		85	2	2,96	1	5
1745S.35.UL	35	2300	51		85	2	3,00	1	5
1745S.40.UL	40	2300	56		85	2	3,04	1	5
1765S.**.UL	-	-	-		92	-	-	-	-



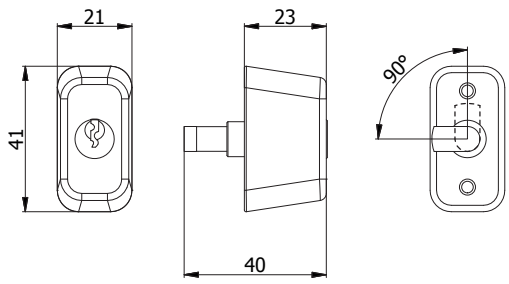

CARATTERISTICHE COSTRUTTIVE: Scatola in lega speciale verniciata nera - Coperchio in acciaio nichelato - Catenaccio in ottone nichelato.

FUNZIONAMENTO: Catenaccio comandato dalla chiave.

MANO: Unica.

PARTI IN DOTAZIONE: 3 chiavi, viti di fissaggio in acciaio zincato, contropiastra in acciaio nichelato con spessori e viti di fissaggio.

VARIANTI A RICHIESTA: impianti speciali KA-MK-GMK-CL

CONSTRUCTIVE FEATURES: Black painted special alloy case - Nickel-plated steel cover - Nickel-plated brass dead bolt.

WORKING: Key driven dead bolt.

HAND: No hand.

PROVIDED WITH: 3 keys, zinc-plated fixing screws, nickel-plated steel striking plate with spacers and fixing screws.

ON REQUEST: special keying systems KA-MK-GMK-CL

COD.		mandate *throws*	kg		
210	103/04	1	0,14	10	-

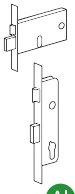

AI

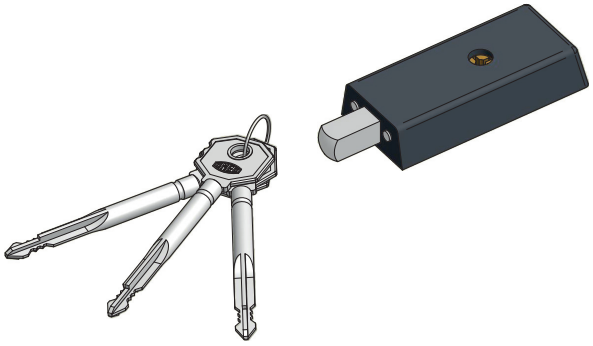

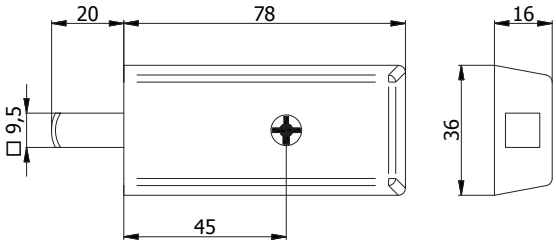

CARATTERISTICHE COSTRUTTIVE: Scatola in acciaio verniciato nero - Coperchio in acciaio zincato - Catenaccio in acciaio zincato.

FUNZIONAMENTO: Catenaccio comandato dalla chiave.

MANO: Unica.

PARTI IN DOTAZIONE: 3 chiavi, contropiastra in acciaio verniciato nero con spessori.

VARIANTI A RICHIESTA: impianti speciali KA

CONSTRUCTIVE FEATURES: Black painted steel case - Zinc-plated steel cover - Zinc-plated steel dead bolt.

WORKING: Key driven dead bolt.

HAND: No hand.

PROVIDED WITH: 3 keys, black painted steel striking plate with spacers.

ON REQUEST: special keying systems KA

COD.		mandate *throws*	kg		
4220	4101	1	0,30	10	-

Serrature di sicurezza per montanti
Vertical security locks ..... pag. 265

Serrature multipunto per montanti
Vertical multi-point locks ..... pag. 278

Accessori per chiusure supplementari
Accessories for additional locking points ..... pag. 286

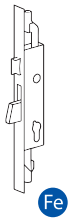



PROGETTATA E TESTATA SECONDO LA NORMA EUROPEA EN 12209:05
DESIGNED AND TESTED ACCORDING TO EUROPEAN STANDARD EN 12209:05

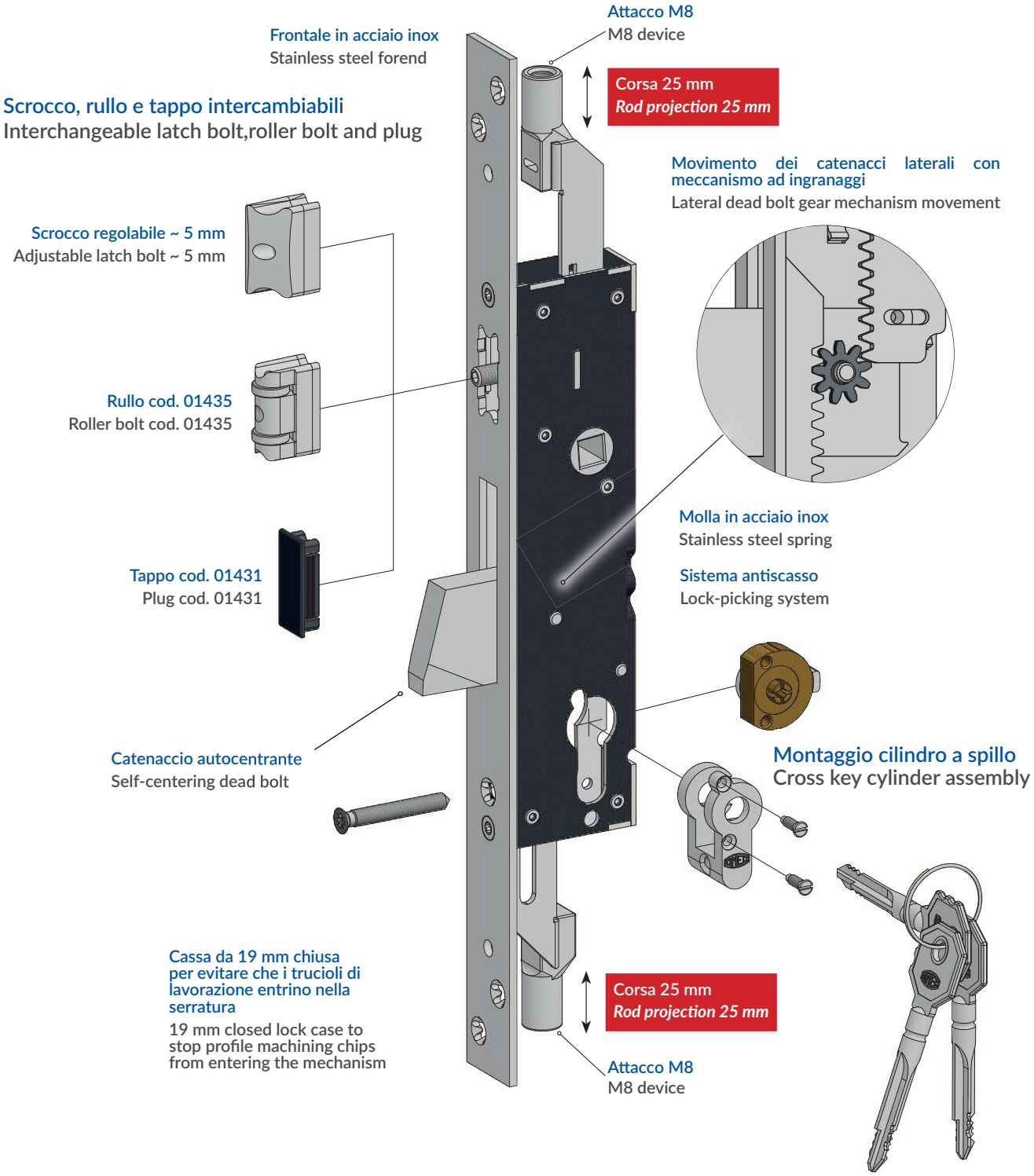

Cilindro a spillo cod. 4052 o 4052/1 con chiavi lunghe (tranne cod. 1473)

Cross key cylinder cod. 4052 or 4052/1 with long keys (but cod. 1473)

Il movimento maggiorato dei catenacci laterali (25 mm) permette un migliore inserimento dei puntali delle aste nel telaio del serramento, assicurando l'efficacia delle chiusure alto e basso.

Longer rod projection (25 mm) allows a better fitting of dead bolts in the profile, ensuring a safer and more effective locking.

Catenaccio e scrocco regolabile 3 punti di chiusura - Dead and adjustable latch bolt 3 locking points

Scrocco intercambiabile con rullo cod. 01435 - Latch bolt interchangeable into roller bolt cod. 01435

Con attacchi M8 - Provided with M8 devices



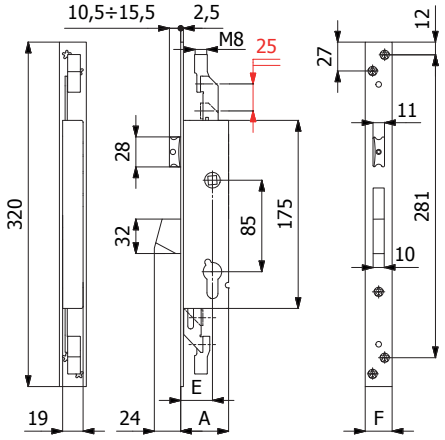

CARATTERISTICHE COSTRUTTIVE: Scatola e coperchio in acciaio zincato e plastificato - Frontale in acciaio inox - Catenaccio autocentrante in lega speciale cromata con sistema antiscasso - Scrocco in lega speciale cromata - Ingegno maniglia in lega speciale zincata foro ⌀ 8 mm.

FUNZIONAMENTO: Catenaccio comandato dalla chiave - Scrocco comandato dalla chiave o dalla maniglia.

MANO: Reversibile.

PARTI IN DOTAZIONE: Viti di fissaggio

Per serie 1490: 1 borchia cod. 0120 N, vite cilindro.

Per serie 4490: Cilindro a spillo cod. 4052 o 4052/1 (chiavi lunghe), 3 chiavi, 2 borchie cod. 0441 N.

CONFEZIONAMENTO: Imballo singolo in cellophane.

CONSTRUCTIVE FEATURES: Zinc and plastic plated steel case and cover - Stainless steel forend - Chromed special alloy self-centering dead bolt with lock-picking system - Chromed special alloy latch bolt - Zinc-plated special alloy square spindle device ⌀ 8 mm.

WORKING: Key driven dead bolt - Handle or key driven latch bolt.

HAND: Reversible.

PROVIDED WITH: Fixing screws

For locks 1490: 1 rose cod. 0120 N, cylinder screw.

For locks 4490: Cross key cylinder cod. 4052 or 4052/1 (long keys), 3 keys, 2 roses cod. 0441 N

PACKAGING: Single cellophane pack.

COD.	E	F	A	mandate *throws*	cilindro *cylinder*	chiave *key*	kg		
1490.25.25.M8.E	25	25	40	1		-	0,64	30	-
1490.30.25.M8.E	30	25	45	1			0,66	30	-
1490.35.25.M8.E	35	25	50	1			0,69	30	-
4490.25.25.M8.E	25	25	40	1	cod. 4052	cod. 4100	0,72	30	-
4490.30.25.M8.E	30	25	45	1			0,74	30	-
4490.35.25.M8.E	35	25	50	1			0,77	30	-
4490/1.**.25.M8.E	-	-	-	-	cod. 4052/1	cod.4101	+0,02	-	-

Catenaccio 3 punti di chiusura - Dead bolt 3 locking points
Con attacchi M8 - Provided with M8 devices



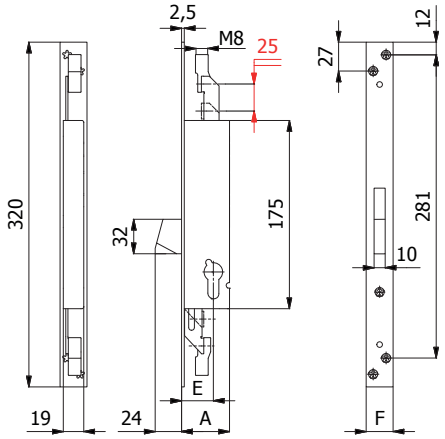

CARATTERISTICHE COSTRUTTIVE: Scatola e coperchio in acciaio zincato e plastificato - Frontale in acciaio inox - Catenaccio autocentrante in lega speciale cromata con sistema antiscasso.

FUNZIONAMENTO: Catenaccio comandato dalla chiave.

MANO: Unica.

PARTI IN DOTAZIONE: Viti di fissaggio

Per serie 1491: 1 borchia cod. 0120 N, vite cilindro.

Per serie 4491: Cilindro a spillo cod. 4052 o 4052/1 (chiavi lunghe), 3 chiavi, 2 borchie cod. 0441 N.

CONFEZIONAMENTO: Imballo singolo in cellophane.

CONSTRUCTIVE FEATURES: Zinc and plastic plated steel case and cover - Stainless steel forend - Chromed special alloy self-centering dead bolt with lock-picking system.

WORKING: Key driven dead bolt .

HAND: No hand.

PROVIDED WITH: Fixing screws

For locks 1491: 1 rose cod. 0120 N, cylinder screw.

For locks 4491: Cross key cylinder cod. 4052 or 4052/1 (long keys), 3 keys, 2 roses cod. 0441 N.

PACKAGING: Single cellophane pack.

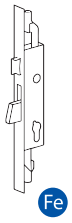

COD.	E	F	A	mandate *throws*	cilindro *cylinder*	chiave *key*	kg		
1491.25.25.M8.E	25	25	40	1		-	0,58	30	-
1491.30.25.M8.E	30	25	45	1			0,60	30	-
1491.35.25.M8.E	35	25	50	1			0,63	30	-
4491.25.25.M8.E	25	25	40	1	cod. 4052	cod. 4100	0,66	30	-
4491.30.25.M8.E	30	25	45	1			0,68	30	-
4491.35.25.M8.E	35	25	50	1			0,71	30	-
4491/1.**.25.M8.E	-	-	-	-	cod. 4052/1	cod.4101	+0,02	-	-

Catenaccio con maniglia 3 punti di chiusura - Dead bolt with handle 3 locking points

Con attacchi M8 - Provided with M8 devices



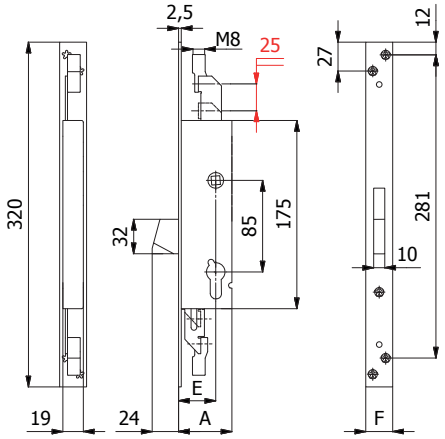

CARATTERISTICHE COSTRUTTIVE: Scatola e coperchio in acciaio zincato e plastificato - Frontale in acciaio inox - Catenaccio autocentrante in lega speciale cromata con sistema antiscasso - Ingegno maniglia in lega speciale zincata foro ⌀ 8 mm.

FUNZIONAMENTO: Catenaccio comandato dalla maniglia - Blocco maniglia comandato dalla chiave.

MANO: Unica.

PARTI IN DOTAZIONE: Viti di fissaggio

Per serie 1491Q: 1 borchia cod. 0120 N, vite cilindro.

Per serie 4491Q: Cilindro a spillo cod. 4052 o 4052/1 (chiavi lunghe) , 3 chiavi, 2 borchie cod. 0441 N.

CONFEZIONAMENTO: Imballo singolo in cellophane.

CONSTRUCTIVE FEATURES: Zinc and plastic plated steel case and cover - Stainless steel forend - Chromed special alloy self-centering dead bolt with lock-picking system - Zinc-plated special alloy square spindle device ⌀ 8 mm.

WORKING: Handle driven dead bolt - Key driven handle interlock.

HAND: No hand.

PROVIDED WITH: Fixing screws

For locks 1491Q: 1 rose cod. 0120 N, cylinder screw.

For locks 4491Q: Cross key cylinder cod. 4052 or 4052/1 (long keys), 3 keys, 2 roses cod. 0441 N.

PACKAGING: Single cellophane pack.

COD.	E	F	A	mandate *throws*	cilindro *cylinder*	chiave *key*	kg		
1491Q.25.25.M8.E	25	25	40	1		-	0,68	30	-
1491Q.30.25.M8.E	30	25	45	1			0,71	30	-
1491Q.35.25.M8.E	35	25	50	1			0,74	30	-
4491Q.25.25.M8.E	25	25	40	1	cod. 4052	cod. 4100	0,76	30	-
4491Q.30.25.M8.E	30	25	45	1			0,79	30	-
4491Q.35.25.M8.E	35	25	50	1			0,82	30	-
4491Q/1.**.25.M8.E	-	-	-	-	cod. 4052/1	cod.4101	+0,02	-	-

Catenaccio e rullo regolabile 3 punti di chiusura - Dead and adjustable roller bolt 3 locking points

Con attacchi M8 - Provided with M8 devices

AD ESAURIMENTO
END OF LINE



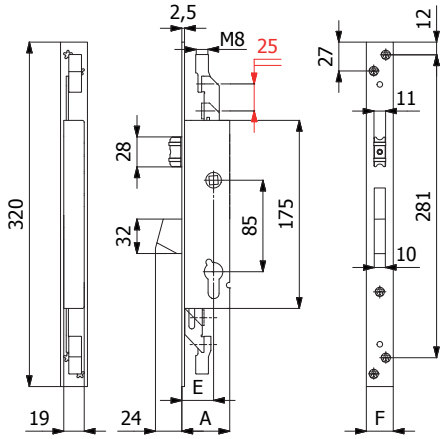

CARATTERISTICHE COSTRUTTIVE: Scatola e coperchio in acciaio zincato e plastificato - Frontale in acciaio inox - Catenaccio autocentrante in lega speciale cromata con sistema antiscasso - Rullo in ottone cromato.

FUNZIONAMENTO: Catenaccio comandato dalla chiave - Rullo comandato a pressione o dalla chiave.

MANO: Unica.

PARTI IN DOTAZIONE: Viti di fissaggio

Per serie 1495: 1 borchia cod. 0120 N, vite cilindro.

Per serie 4495: Cilindro a spillo cod. 4052 o 4052/1 (chiavi lunghe), 3 chiavi, 2 borchie cod. 0441 N.

CONFEZIONAMENTO: Imballo singolo in cellophane.

CONSTRUCTIVE FEATURES: Zinc and plastic plated steel case and cover - Stainless steel forend - Chromed special alloy self-centering dead bolt with lock-picking system - Chromed brass roller bolt.

WORKING: Key driven dead bolt - Pressure or key driven roller bolt.

HAND: No hand.

PROVIDED WITH: Fixing screws

For locks 1495: 1 rose cod. 0120 N, cylinder screw.

For locks 4495: Cross key cylinder cod. 4052 or 4052/1 (long keys), 3 keys, 2 roses cod. 0441 N.

PACKAGING: Single cellophane pack.

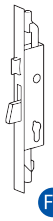

Fe

COD.	E	F	A	mandate *throws*	cilindro *cylinder*	chiave *key*	kg		
1495.25.25.M8.E	25	25	40	1		-	0,64	30	-
1495.30.25.M8.E	30	25	45	1			0,66	30	-
1495.35.25.M8.E	35	25	50	1			0,69	30	-
4495.25.25.M8.E	25	25	40	1	cod. 4052	cod. 4100	0,72	30	-
4495.30.25.M8.E	30	25	45	1			0,74	30	-
4495.35.25.M8.E	35	25	50	1			0,77	30	-
4495/1.**.25.M8.E	-	-	-	-	cod. 4052/1	cod.4101	+0,02	-	-

Gancio 3 punti di chiusura - Hook bolt 3 locking points
Con attacchi M8 - Provided with M8 devices



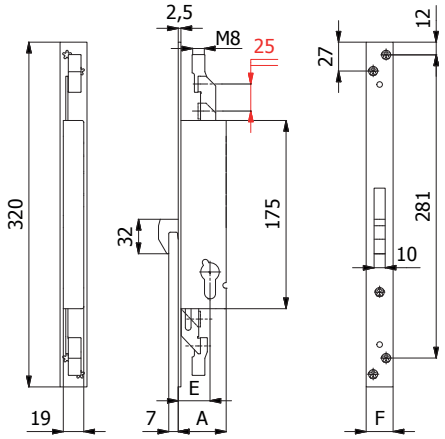

CARATTERISTICHE COSTRUTTIVE: Scatola e coperchio in acciaio zincato e plastificato - Frontale in acciaio inox - Gancio in acciaio inox.

FUNZIONAMENTO: Gancio comandato dalla chiave.

MANO: Unica.

PARTI IN DOTAZIONE: Viti di fissaggio

Per serie 1496: 1 borchia cod. 0120 N, vite cilindro.

Per serie 4496: Cilindro a spillo cod. 4052 o 4052/1 (chiavi lunghe), 3 chiavi, 2 borchie cod. 0441 N.

CONFEZIONAMENTO: Imballo singolo in cellophane.

CONSTRUCTIVE FEATURES: Zinc and plastic plated steel case and cover - Stainless steel forend - Stainless steel hook bolt.

WORKING: Key driven hook bolt.

HAND: No hand.

PROVIDED WITH: Fixing screws

For locks 1496: 1 rose cod. 0120 N, cylinder screw.

For locks 4496: Cross key cylinder cod. 4052 or 4052/1 (long keys), 3 keys, 2 roses cod. 0441 N.

PACKAGING: Single cellophane pack.

COD.	E	F	A	mandate *throws*	cilindro *cylinder*	chiave *key*	kg		
1496.25.25.M8.E	25	25	40	1		-	0,61	30	-
1496.30.25.M8.E	30	25	45	1			0,64	30	-
1496.35.25.M8.E	35	25	50	1			0,65	30	-
4496.25.25.M8.E	25	25	40	1	cod. 4052	cod. 4100	0,69	30	-
4496.30.25.M8.E	30	25	45	1			0,72	30	-
4496.35.25.M8.E	35	25	50	1			0,73	30	-
4496/1.**.25.M8.E	-	-	-	-	cod. 4052/1	cod.4101	+0,02	-	-

Gancio con maniglia 3 punti di chiusura- Hook bolt with handle 3 locking points

Con attacchi M8 - Provided with M8 devices

NEW

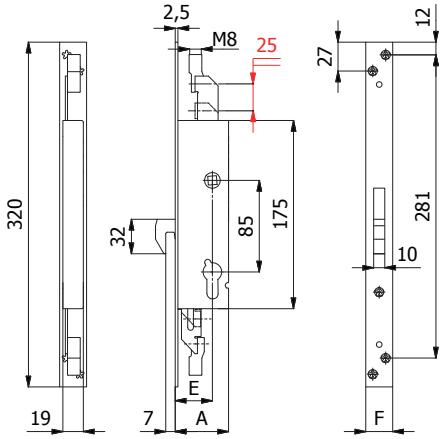

CARATTERISTICHE COSTRUTTIVE: Scatola e coperchio in acciaio zincato e plastificato - Frontale in acciaio inox - Gancio in acciaio inox - Ingegno maniglia in lega speciale zincata foro ⌀ 8 mm.

FUNZIONAMENTO: Gancio comandato dalla maniglia - Blocco maniglia comandato dalla chiave.

MANO: Unica.

PARTI IN DOTAZIONE: Viti di fissaggio

Per serie 1496Q: 1 borchia cod. 0120 N, vite cilindro.

Per serie 4496Q: Cilindro a spillo cod. 4052 o 4052/1 (chiavi lunghe) , 3 chiavi, 2 borchie cod. 0441 N.

CONFEZIONAMENTO: Imballo singolo in cellophane.

CONSTRUCTIVE FEATURES: Zinc and plastic plated steel case and cover - Stainless steel forend - Stainless steel hook bolt - Zinc-plated special alloy square spindle device ⌀ 8 mm.

WORKING: Handle driven hook bolt - Key driven handle interlock.

HAND: No hand.

PROVIDED WITH: Fixing screws

For locks 1496Q: 1 rose cod. 0120 N, cylinder screw.

For locks 4496Q: Cross key cylinder cod. 4052 or 4052/1 (long keys), 3 keys, 2 roses cod. 0441 N.

PACKAGING: Single cellophane pack.

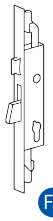

Fe

COD.	E	F	A	mandate *throws*	cilindro *cylinder*	chiave *key*	kg		
1496Q.25.25.M8.E	25	25	40	1		-	0,71	30	-
1496Q.30.25.M8.E	30	25	45	1			0,74	30	-
1496Q.35.25.M8.E	35	25	50	1			0,75	30	-
4496Q.25.25.M8.E	25	25	40	1	cod. 4052	cod. 4100	0,79	30	-
4496Q.30.25.M8.E	30	25	45	1			0,72	30	-
4496Q.35.25.M8.E	35	25	50	1			0,73	30	-
4496Q/1.**.25.M8.E	-	-	-	-	cod. 4052/1	cod.4101	+0,02	-	-

Alto e basso 2 punti di chiusura - Top and bottom 2 locking points
Con attacchi M8 - Provided with M8 devices

NEW



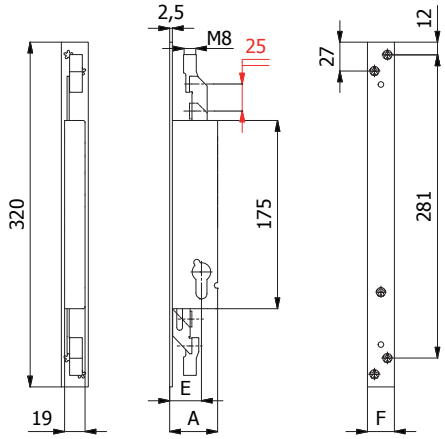

CARATTERISTICHE COSTRUTTIVE: Scatola e coperchio in acciaio zincato e plastificato - Frontale in acciaio inox.
FUNZIONAMENTO: Aste verticali comandate dalla chiave.
MANO: Unica.
PARTI IN DOTAZIONE: Viti di fissaggio
Per serie 1492: 1 borchia cod. 0120 N, vite cilindro.
Per serie 4492: Cilindro a spillo cod. 4052 o 4052/1 (chiavi lunghe), 3 chiavi, 2 borchie cod. 0441 N.
CONFEZIONAMENTO: Imballo singolo in cellophane.

CONSTRUCTIVE FEATURES: Zinc and plastic plated steel case and cover - Stainless steel forend.
WORKING: Key driven vertical rods.
HAND: No hand.
PROVIDED WITH: Fixing screws
For locks 1492: 1 rose cod. 0120 N, cylinder screw.
For locks 4492: Cross key cylinder cod. 4052 or 4052/1 (long keys), 3 keys, 2 roses cod. 0441 N.
PACKAGING: Single cellophane pack.

COD.	E	F	A	mandate *throws*	cilindro *cylinder*	chiave *key*	kg		
1492.23.25.M8.E	22,5	25	37	1			0,57	30	-
1492.25.25.M8.E	25	25	40	1		-	0,58	30	-
1492.30.25.M8.E	30	25	45	1			0,60	30	-
1492.35.25.M8.E	35	25	50	1			0,63	30	-
4492.23.25.M8.E	22,5	25	37	1			0,65	30	-
4492.25.25.M8.E	25	25	40	1	cod. 4052	cod. 4100	0,66	30	-
4492.30.25.M8.E	30	25	45	1			0,68	30	-
4492.35.25.M8.E	35	25	50	1			0,71	30	-
4492/1.**.25.M8.E	-	-	-	-	cod. 4052/1	cod.4101	+0,02	-	-

Alto e basso con maniglia 2 punti di chiusura - Top and bottom with handle 2 locking points

Con attacchi M8 - Provided with M8 devices

NEW

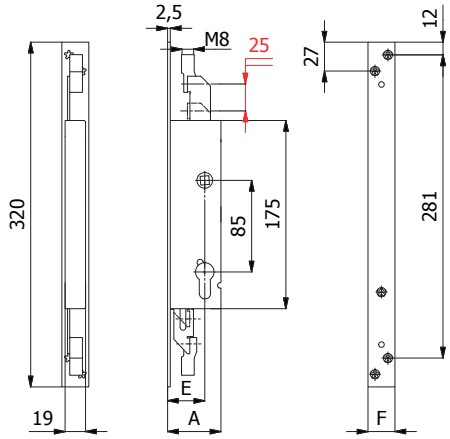

CARATTERISTICHE COSTRUTTIVE: Scatola e coperchio in acciaio zincato e plastificato - Frontale in acciaio inox - Ingegno maniglia in lega speciale zincata foro ⌑ 8 mm.

FUNZIONAMENTO: Aste verticali comandate dalla maniglia - Blocco maniglia comandato dalla chiave.

MANO: Unica.

PARTI IN DOTAZIONE: Viti di fissaggio

Per serie 1492Q: 1 borchia cod. 0120 N, vite cilindro.

Per serie 4492Q: Cilindro a spillo cod. 4052 o 4052/1 (chiavi lunghe), 3 chiavi, 2 borchie cod. 0441 N.

CONFEZIONAMENTO: Imballo singolo in cellophane.

CONSTRUCTIVE FEATURES: Zinc and plastic plated steel case and cover - Stainless steel forend - Zinc-plated special alloy square spindle device ⌑ 8 mm.

WORKING: Handle driven vertical rods - Key driven handle interlock.

HAND: No hand.

PROVIDED WITH: Fixing screws

For locks 1492Q: 1 rose cod. 0120 N, cylinder screw.

For locks 4492Q: Cross key cylinder cod. 4052 or 4052/1 (long keys), 3 keys, 2 roses cod. 0441 N.

PACKAGING: Single cellophane pack.

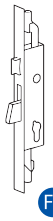

Fe

COD.	E	F	A	mandate *throws*	cilindro *cylinder*	chiave *key*	kg		
1492Q.25.25.M8.E	25	25	40	1		-	0,59	30	-
1492Q.30.25.M8.E	30	25	45	1			0,62	30	-
1492Q.35.25.M8.E	35	25	50	1			0,64	30	-
4492Q.25.25.M8.E	25	25	40	1	cod. 4052	cod. 4100	0,67	30	-
4492Q.30.25.M8.E	30	25	45	1			0,70	30	-
4492Q.35.25.M8.E	35	25	50	1			0,72	30	-
4492Q/1.**.25.M8.E	-	-	-	-	cod. 4052/1	cod.4101	+0,02	-	-

Gancio con maniglia 3 punti di chiusura - Hook bolt with handle 3 locking points



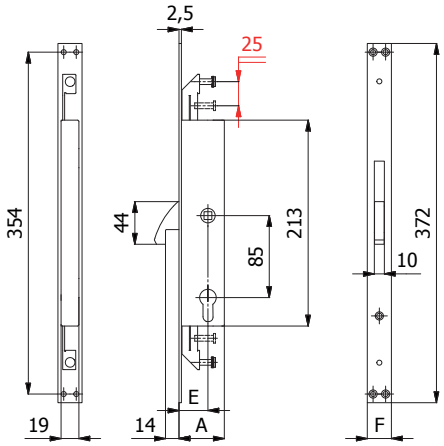

CARATTERISTICHE COSTRUTTIVE: Scatola e coperchio in acciaio zincato e plastificato - Frontale in acciaio inox - Gancio in acciaio cromato - Ingegno maniglia in acciaio brunito foro ⌀ 8 mm

FUNZIONAMENTO: Gancio comandato dalla maniglia - Blocco maniglia comandato dalla chiave.

MANO: Unica.

PARTI IN DOTAZIONE: Viti di fissaggio in acciaio inox

Per serie 1473: 2 borchie cod. 0120 N, vite cilindro

Per serie 4473: Cilindro a spillo cod. 4072 o 4072/1 (con chiavi lunghe), 3 chiavi, 2 borchie cod. 0441 N

CONSTRUCTIVE FEATURES: Zinc and plastic plated steel case and cover - Stainless steel forend - Chromed steel hook bolt - Burnished steel square spindle device ⌀ 8 mm

WORKING: Handle driven hook bolt - Key driven handle interlock.

HAND: No hand.

PROVIDED WITH: Stainless steel fixing screws

For series 1473: 2 roses cod.0120 N, cylinder screw

For series 4473: Cross key cylinder cod.4072 or 4072/1 (with long keys), 2 keys, 2 roses cod.0441 N

COD.	E	F	A	mandate *throws*	cilindro *cylinder*	chiave *key*	kg		
1473	30	25	47	1		-	0,80	1	-
4473	30	25	47	1	cod. 4072	cod. 4100	0,88	1	-
4473/1	-	-	-	-	cod. 4072/1	cod. 4101	+ 0,02	-	-

Gancio con maniglia 3 punti di chiusura - Hook bolt with handle 3 locking points

Con attacchi M8 - Provided with M8 devices

NEW

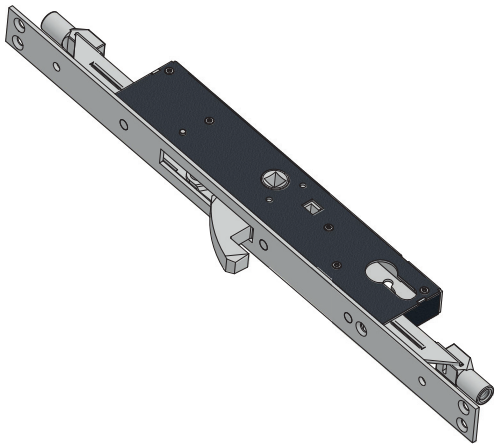

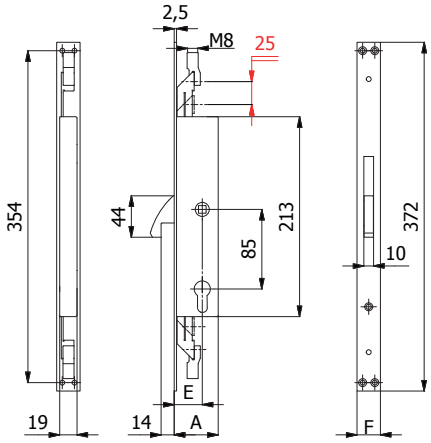

CARATTERISTICHE COSTRUTTIVE: Scatola e coperchio in acciaio zincato e plastificato - Frontale in acciaio inox - Gancio in acciaio cromato - Ingegno maniglia in acciaio brunito foro ⌀ 8 mm

FUNZIONAMENTO: Gancio comandato dalla maniglia - Blocco maniglia comandato dalla chiave.

MANO: Unica.

PARTI IN DOTAZIONE:

Per serie 1473 EM8: 1 borchia cod. 0120 N, vite cilindro

Per serie 4473 EM8: Cilindro a spillo cod. 4072 o 4072/1 (con chiavi lunghe), 3 chiavi, 2 borchie cod. 0441 N

CONFEZIONAMENTO: Imballo singolo in cellophane.

CONSTRUCTIVE FEATURES: Zinc and plastic plated steel case and cover - Stainless steel forend - Chromed steel hook bolt - Burnished steel square spindle device ⌀ 8 mm

WORKING: Handle driven hook bolt - Key driven handle interlock.

HAND: No hand.

PROVIDED WITH:

For series 1473 EM8: 1 rose cod.0120 N, cylinder screw

For series 4473 EM8: Cross key cylinder cod.4072 or 4072/1 (with long keys), 2 keys, 2 roses cod.0441 N

PACKAGING: Single cellophane pack.

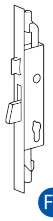

Fe

COD.	E	F	A	mandate *throws*	cilindro *cylinder*	chiave *key*	kg		
1473 EM8	30	25	47	1		-	0,80	30	-
4473 EM8	30	25	47	1	cod. 4072	cod. 4100	0,88	30	-
4473 EM8/1	-	-	-	-	cod. 4072/1	cod. 4101	+ 0,02	-	-

Gancio 3 punti di chiusura - Hook bolt 3 locking points

NEW

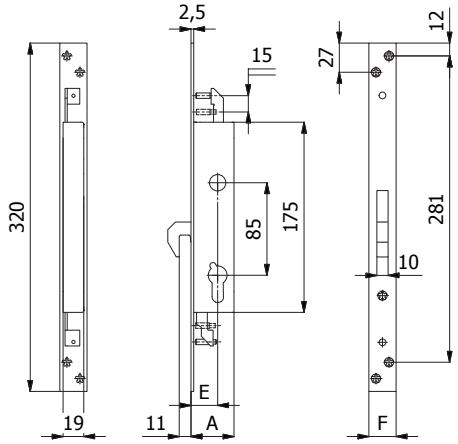

CARATTERISTICHE COSTRUTTIVE: Scatola e coperchio in acciaio zincato e plastificato - Frontale in acciaio inox - Gancio in acciaio inox.

FUNZIONAMENTO: Gancio comandato dalla chiave.

MANO: Unica.

PARTI IN DOTAZIONE: Viti di fissaggio

Per serie 1466 P1: vite cilindro.

Per serie 4466 P1: Cilindro a spillo cod. 4052 o 4052/1 (chiavi lunghe), 3 chiavi, 2 borchie cod. 0441 N.

CONFEZIONAMENTO: Imballo singolo in cellophane.

CONSTRUCTIVE FEATURES: Zinc and plastic plated steel case and cover - Stainless steel forend - Stainless steel hook bolt.

WORKING: Key driven hook bolt.

HAND: No hand.

PROVIDED WITH: Fixing screws

For locks 1466 P1: cylinder screw.

For locks 4466 P1: Cross key cylinder cod. 4052 or 4052/1 (long keys), 3 keys, 2 roses cod. 0441 N.

PACKAGING: Single cellophane pack.

COD.	E	F	A	mandate *throws*	cilindro *cylinder*	chiave *key*	kg		
1466 P1	25	25	40	1		-	0,52	30	-
4466 P1	25	25	40	1	cod. 4052	cod. 4100	0,60	30	-
4466 P1/1	-	-	-	-	cod. 4052/1	cod.4101	+0,02	-	-

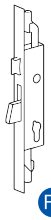

Fe

PROGETTATA E TESTATA SECONDO IL PROGETTO DI NORMA EUROPEA prEN 15685:10
DESIGNED AND TESTED ACCORDING TO THE DRAFT OF EUROPEAN STANDARD prEN 15685:10

Scrocco e tappo intercambiabili
Interchangeable latch bolt and plug

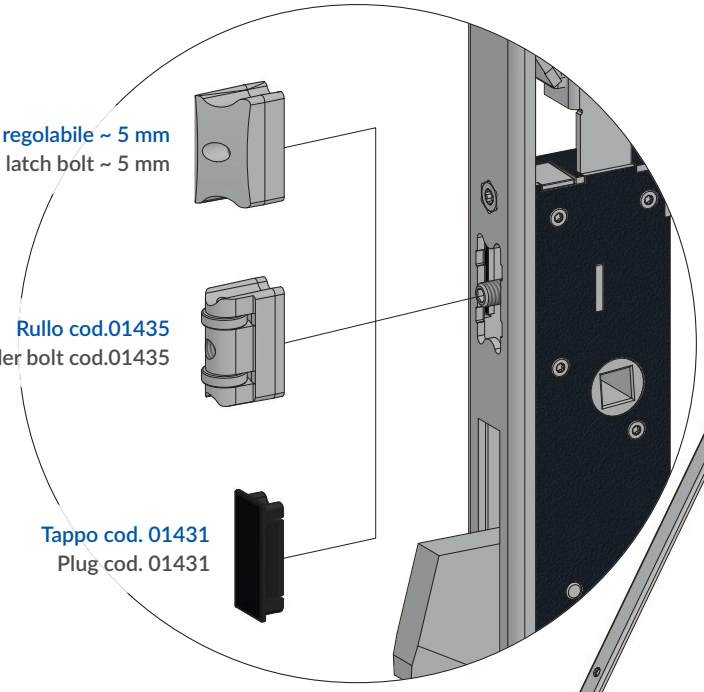

Scrocco regolabile ~ 5 mm
Adjustable latch bolt ~ 5 mm

Rullo cod.01435
Roller bolt cod.01435

Tappo cod. 01431
Plug cod. 01431

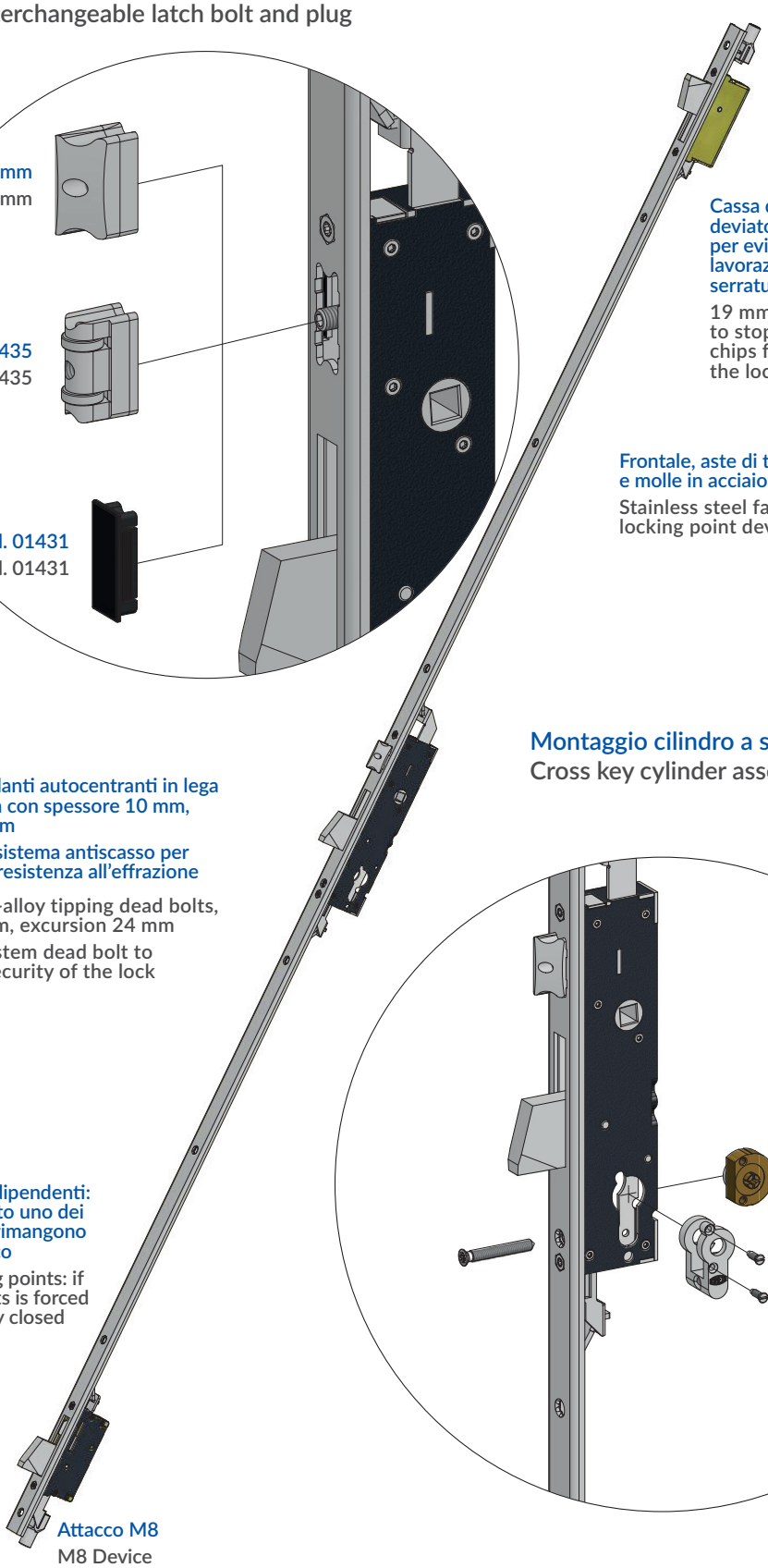

Attacco M8
M8 Device

Cassa della serratura e dei deviatori da 19 mm chiusa per evitare che trucioli di lavorazione entrino nella serratura
19 mm closed lockcases to stop profile machining chips from entering into the lock

Frontale, aste di trascinamento, rinvii aste e molle in acciaio inox
Stainless steel faceplate, rods, additional locking point devices and springs

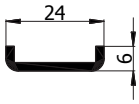

Catenacci basculanti autocentranti in lega speciale cromata con spessore 10 mm, escursione 24 mm
Catenaccio con sistema antiscasso per massimizzare la resistenza all'effrazione
Chrome special-alloy tipping dead bolts, thickness 10 mm, excursion 24 mm
Lock picking system dead bolt to maximize the security of the lock

Montaggio cilindro a spillo
Cross key cylinder assembly

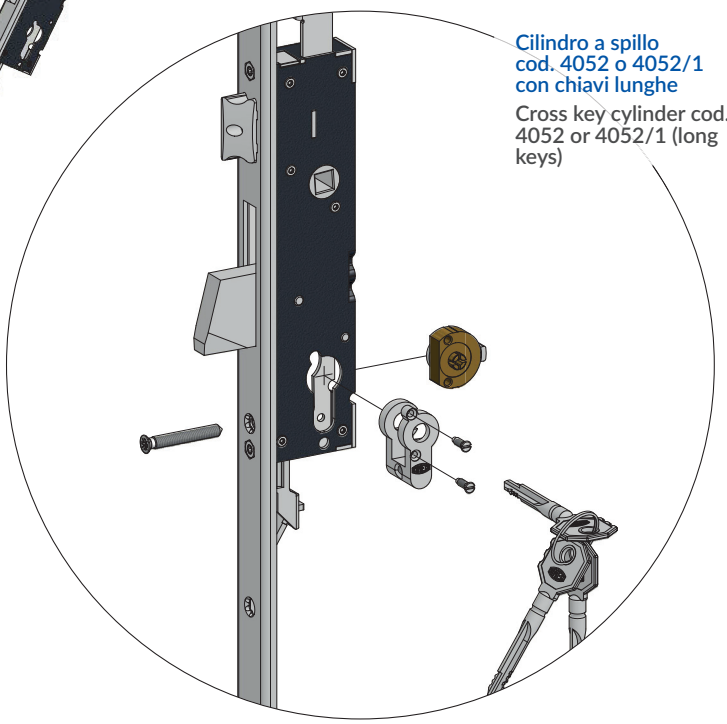

Cilindro a spillo cod. 4052 o 4052/1 con chiavi lunghe
Cross key cylinder cod. 4052 or 4052/1 (long keys)

Punti di chiusura indipendenti: qualora venga forzato uno dei catenacci i restanti rimangono in posizione di blocco
Independent locking points: if one of the dead bolts is forced open the others stay closed

Attacco M8
M8 Device

Serrature multipunto per montanti
Vertical multi-point locks

2 catenacci - 2 dead bolts

NEW

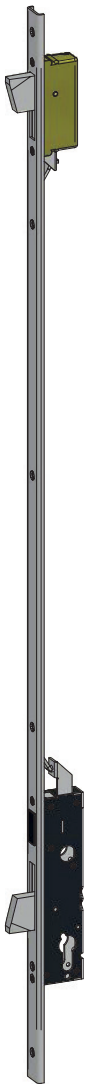

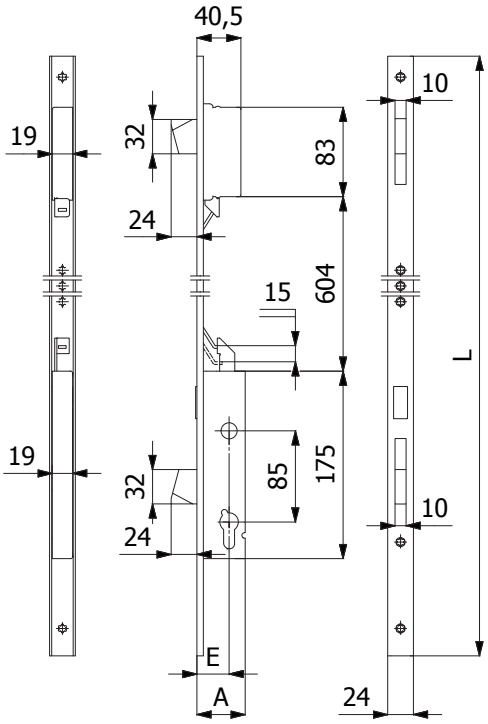

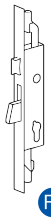

Fe

CARATTERISTICHE COSTRUTTIVE: Scatole e coperchi in acciaio zincato e plastificato - Catenacci autocentranti in lega speciale cromata con sistema antiscasso.

FUNZIONAMENTO: Catenacci comandati dalla chiave.

MANO: Unica.

PARTI IN DOTAZIONE: 2 borchie cod. 0120 N, 2 sottofrontali cod. 0633 N, vite cilindro, viti di fissaggio in acciaio inox, istruzioni di montaggio.

CONSTRUCTIVE FEATURES: Zinc and plastic plated steel cases and covers - Chromed special alloy self-centering dead bolts with lock-picking system.

WORKING: Key driven dead bolts.

HAND: No hand.

PROVIDED WITH: 2 roses cod. 0120 N, 2 forend spacers cod. 0633 N, cylinder screw, stainless steel fixing screws, assembling instructions.

COD.	NEW COD.	E	L	A	frontale *forend*	mandate *throws*	kg		
1161/2	1531.25.UC	25	1000	40	Acciaio inox *Stainless steel*	1	1,10	5	-
1171/2	1531.30.UC	30	1000	45		1	1,13	5	-
1181/2	1531.35.UC	35	1000	50		1	1,16	5	-

2 catenacci 4 punti di chiusura - 2 dead bolts 4 locking points

Con attacchi M8 - Provided with M8 devices

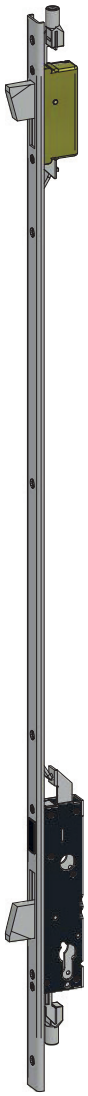

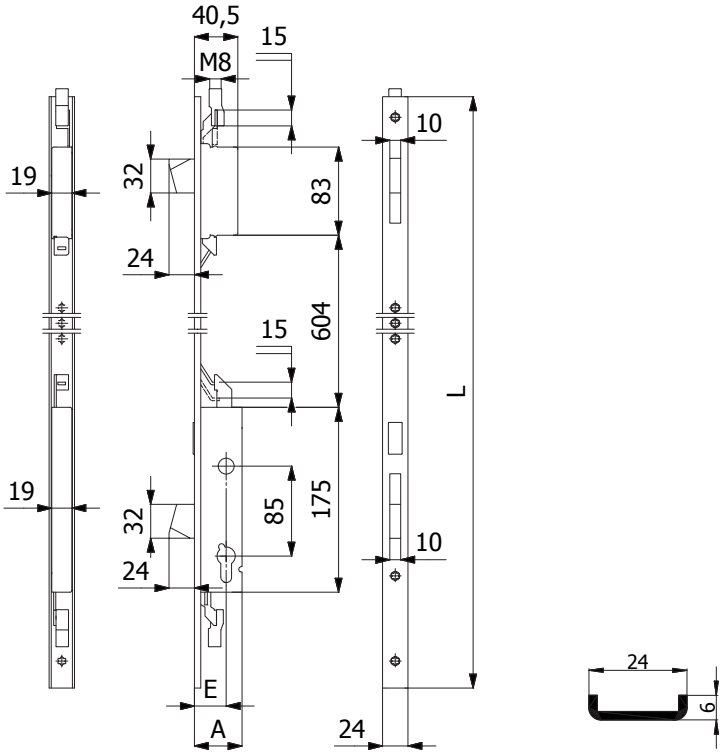

CARATTERISTICHE COSTRUTTIVE: Scatole e coperchi in acciaio zincato e plastificato - Catenacci autocentranti in lega speciale cromata con sistema antiscasso.

FUNZIONAMENTO: Catenacci comandati dalla chiave.

MANO: Unica.

PARTI IN DOTAZIONE: 2 borchie cod. 0120 N, 2 sottofrontali cod. 0633 N, vite cilindro, viti di fissaggio in acciaio inox, istruzioni di montaggio.

CONSTRUCTIVE FEATURES: Zinc and plastic plated steel cases and covers - Chromed special alloy self-centering dead bolts with lock-picking system.

WORKING: Key driven dead bolts.

HAND: No hand.

PROVIDED WITH: 2 roses cod. 0120 N, 2 forend spacers cod. 0633 N, cylinder screw, stainless steel fixing screws, assembling instructions.

COD.	E	L	A	frontale *forend*	mandate *throws*	Kg		
1531.25.UC.M8	25	1000	40	Acciaio inox *Stainless steel*	1	1,16	5	-
1531.30.UC.M8	30	1000	45		1	1,19	5	-
1531.35.UC.M8	35	1000	50		1	1,22	5	-

3 catenacci 5 punti di chiusura - 3 dead bolts 5 locking points

Con attacchi M8 - Provided with M8 devices

NEW

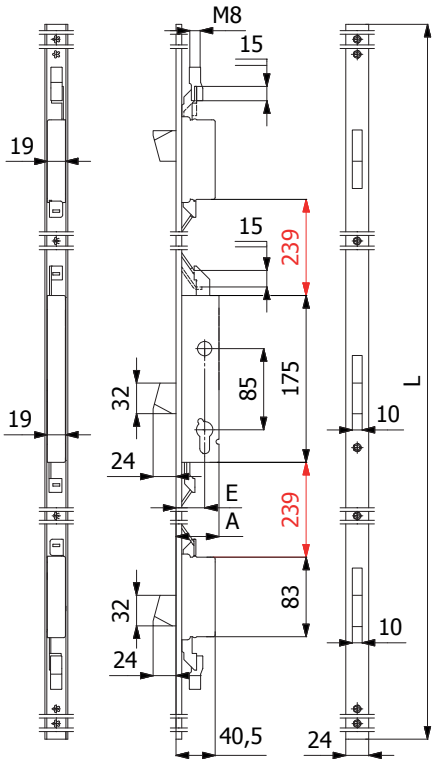

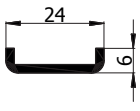

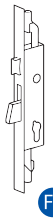

Fe

CARATTERISTICHE COSTRUTTIVE: Scatole e coperchi in acciaio zincato e plastificato - Catenacci autocentranti in lega speciale cromata con sistema antiscasso.

FUNZIONAMENTO: Catenacci comandati dalla chiave.

MANO: Unica.

PARTI IN DOTAZIONE: 2 borchie cod. 0120 N, 2 sottofrontali cod. 0633 N, vite cilindro, viti di fissaggio in acciaio inox.

CONSTRUCTIVE FEATURES: Zinc and plastic plated steel cases and covers - Chromed special alloy self-centering dead bolts with lock-picking system.

WORKING: Key driven dead bolts.

HAND: No hand.

PROVIDED WITH: 2 roses cod. 0120 N, 2 forend spacers cod. 0633 N, cylinder screw, stainless steel fixing screws.

COD.	NEW COD.	E	L	A	frontale *forend*	mandate *throws*	Kg		
11061/5 M8	1541.25.UC.M8	25	1570	40	Acciaio inox *Stainless steel*	1	1,94	6	-
11071/5 M8	1541.30.UC.M8	30	1570	45		1	1,97	6	-
11081/5 M8	1541.35.UC.M8	35	1570	50		1	2,00	6	-

3 catenacci e scrocco regolabile 5 punti di chiusura - 3 dead bolts and adjustable latch bolt 5 locking points

Con attacchi M8 - Provided with M8 devices

AD ESAURIMENTO
END OF LINE



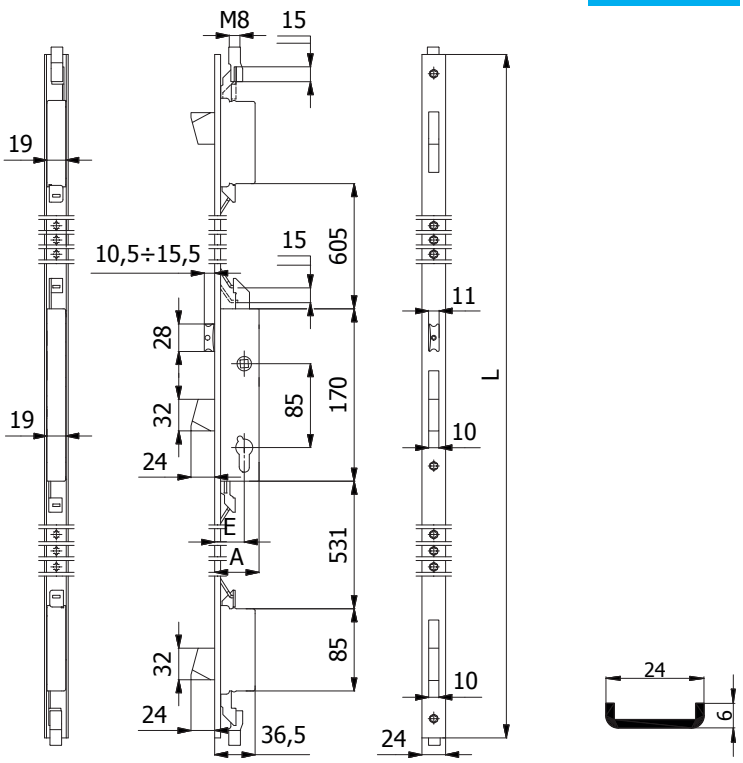

CARATTERISTICHE COSTRUTTIVE: Scatole e coperchi in acciaio zincato e plastificato - Catenacci autocentranti in lega speciale cromata con sistema antiscasso - Scrocco in lega speciale cromata - Ingegno maniglia in lega speciale zincata foro ⌑ 8 mm.

FUNZIONAMENTO: Catenacci comandati dalla chiave - Scrocco comandato dalla chiave o dalla maniglia.

MANO: Reversibile.

PARTI IN DOTAZIONE: 2 borchie cod. 0120 N, 2 sottofrontali cod. 0633 N, vite cilindro, viti di fissaggio in acciaio inox.

CONSTRUCTIVE FEATURES: Zinc and plastic plated steel cases and covers - Chromed special alloy self-centering dead bolts with lock-picking system - Special chromed alloy latch bolt - Special zinc-plated alloy square spindle device ⌑ 8 mm.

WORKING: Key driven dead bolts - Handle or key driven latch bolt.

HAND: Reversible.

PROVIDED WITH: 2 roses cod. 0120 N, 2 forend spacers cod. 0633 N, cylinder screw, stainless steel fixing screws.

COD.	E	L	A	frontale *forend*	mandate *throws*	kg		
1260/5 M8	25	2300	40	Acciaio inox *Stainless steel*	1	2,34	1	5
1270/5 M8	30	2300	45		1	2,37	1	5
1280/5 M8	35	2300	50		1	2,40	1	5

3 catenacci 5 punti di chiusura - 3 dead bolts 5 locking points

Con attacchi M8 - Provided with M8 devices

AD ESAURIMENTO
END OF LINE

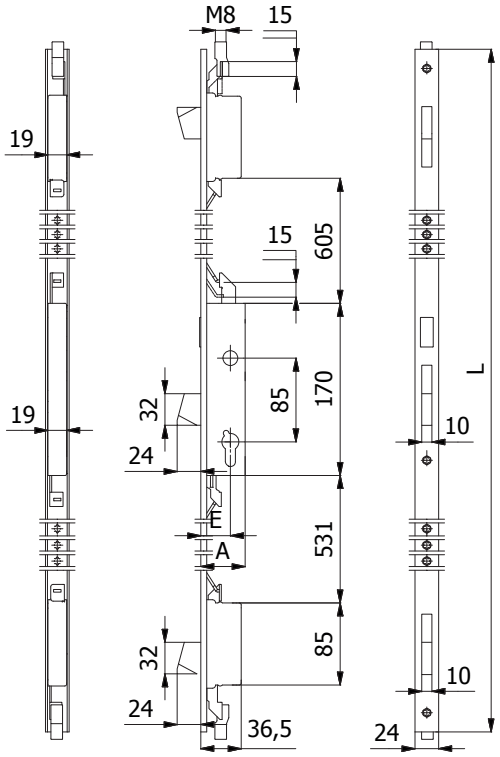

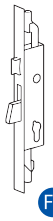

Fe

CARATTERISTICHE COSTRUTTIVE: Scatole e coperchi in acciaio zincato e plastificato - Catenacci autocentranti in lega speciale cromata con sistema antiscasso.

FUNZIONAMENTO: Catenacci comandati dalla chiave.

MANO: Unica.

PARTI IN DOTAZIONE: 2 borchie cod. 0120 N, 2 sottofrontali cod. 0633 N, vite cilindro, viti di fissaggio in acciaio inox.

CONSTRUCTIVE FEATURES: Zinc and plastic plated steel cases and covers - Chromed special alloy self-centering dead bolts with lock-picking system.

WORKING: Key driven dead bolts.

HAND: No hand.

PROVIDED WITH: 2 roses cod. 0120 N, 2 forend spacers cod. 0633 N, cylinder screw, stainless steel fixing screws.

COD.	E	L	A	frontale *forend*	mandate *throws*	kg		
1261/5 M8	25	2300	40	Acciaio inox *Stainless steel*	1	2,27	1	5
1271/5 M8	30	2300	45		1	2,30	1	5
1281/5 M8	35	2300	50		1	2,33	1	5

3 catenacci e scrocco regolabile 5 punti di chiusura - 3 dead bolts and adjustable latch bolt 5 locking points

Con attacchi M8 - Provided with M8 devices

NEW



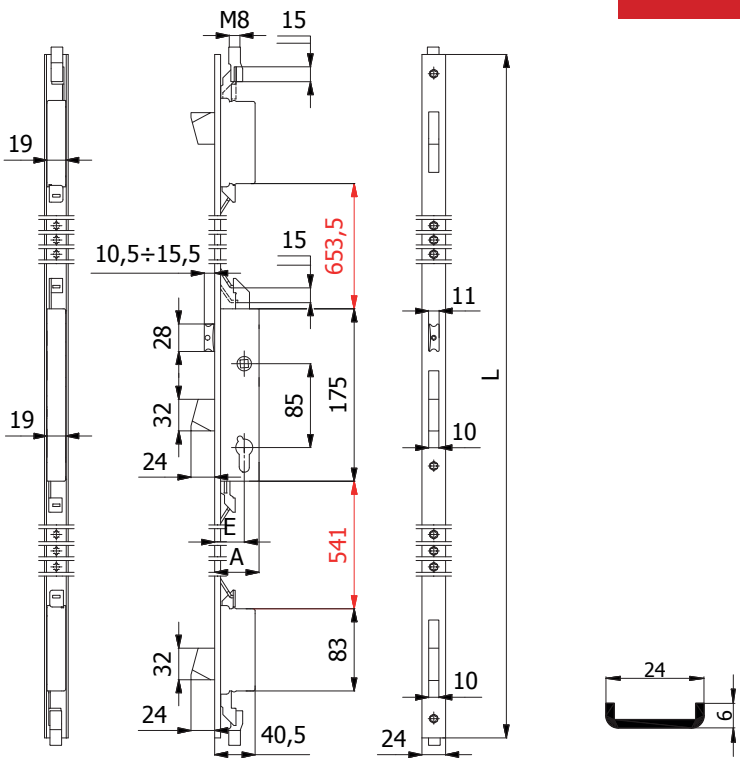

CARATTERISTICHE COSTRUTTIVE: Scatole e coperchi in acciaio zincato e plastificato - Catenacci autocentranti in lega speciale cromata con sistema antiscasso - Scrocco in lega speciale cromata - Ingegno maniglia in lega speciale zincata foro ⌑ 8 mm.

FUNZIONAMENTO: Catenacci comandati dalla chiave - Scrocco comandato dalla chiave o dalla maniglia.

MANO: Reversibile.

PARTI IN DOTAZIONE: 2 borchie cod. 0120 N, 2 sottofrontali cod. 0633 N, vite cilindro, viti di fissaggio in acciaio inox.

CONSTRUCTIVE FEATURES: Zinc and plastic plated steel cases and covers - Chromed special alloy self-centering dead bolts with lock-picking system - Special chromed alloy latch bolt - Special zinc-plated alloy square spindle device ⌑ 8 mm.

WORKING: Key driven dead bolts - Handle or key driven latch bolt.

HAND: Reversible.

PROVIDED WITH: 2 roses cod. 0120 N, 2 forend spacers cod. 0633 N, cylinder screw, stainless steel fixing screws.

NEW COD.	E	L	A	frontale *forend*	mandate *throws*	Kg		
1500.25.UL.M8	25	2300	40	Acciaio inox *Stainless steel*	1	2,34	1	5
1500.30.UL.M8	30	2300	45		1	2,37	1	5
1500.35.UL.M8	35	2300	50		1	2,40	1	5

3 catenacci 5 punti di chiusura - 3 dead bolts 5 locking points

Con attacchi M8 - Provided with M8 devices

NEW

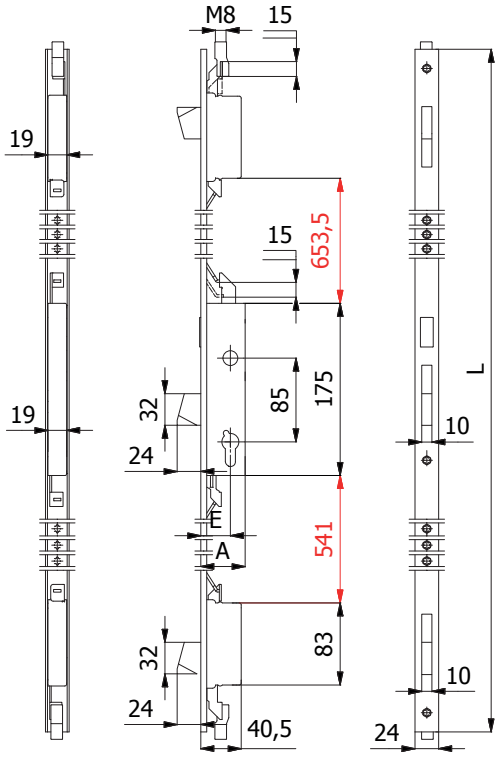

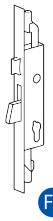

Fe

CARATTERISTICHE COSTRUTTIVE: Scatole e coperchi in acciaio zincato e plastificato - Catenacci autocentranti in lega speciale cromata con sistema antiscasso.

FUNZIONAMENTO: Catenacci comandati dalla chiave.

MANO: Unica.

PARTI IN DOTAZIONE: 2 borchie cod. 0120 N, 2 sottofrontali cod. 0633 N, vite cilindro, viti di fissaggio in acciaio inox.

CONSTRUCTIVE FEATURES: Zinc and plastic plated steel cases and covers - Chromed special alloy self-centering dead bolts with lock-picking system.

WORKING: Key driven dead bolts.

HAND: No hand.

PROVIDED WITH: 2 roses cod. 0120 N, 2 forend spacers cod. 0633 N, cylinder screw, stainless steel fixing screws.

NEW COD.	E	L	A	frontale *forend*	mandate *throws*	Kg		
1501.25.UL.M8	25	2300	40	Acciaio inox *Stainless steel*	1	2,27	1	5
1501.30.UL.M8	30	2300	45		1	2,30	1	5
1501.35.UL.M8	35	2300	50		1	2,33	1	5

NEW

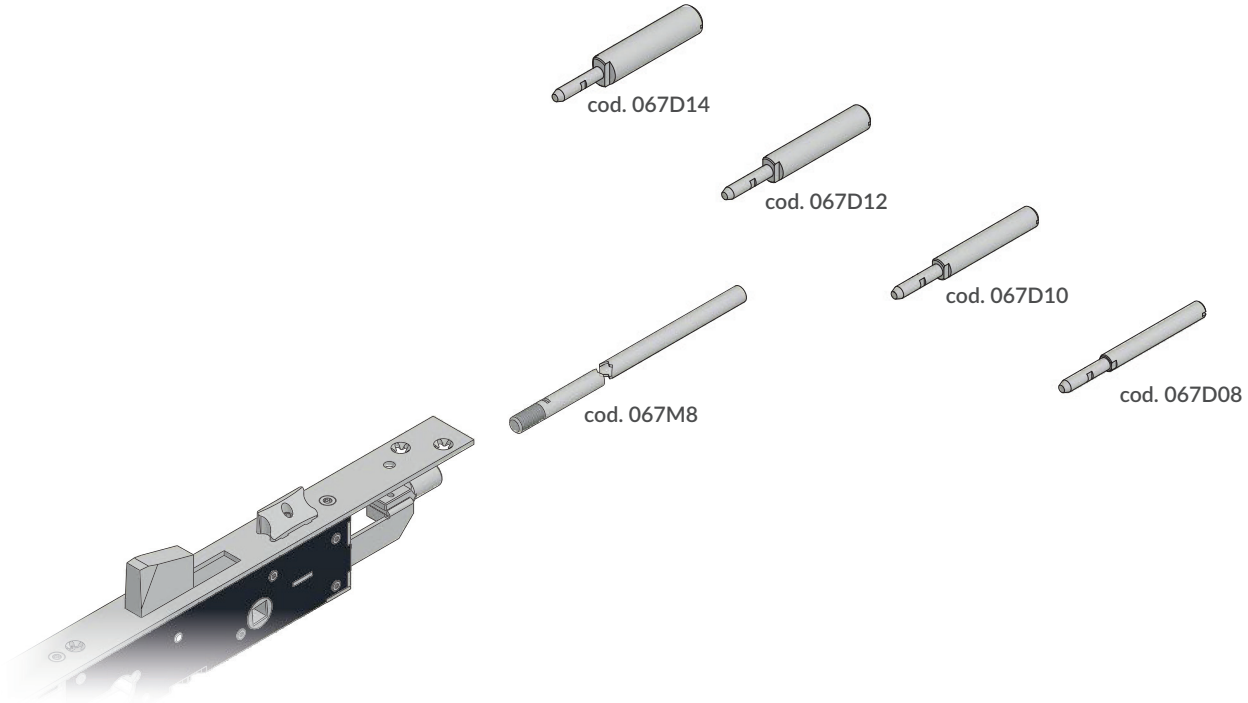

Asta interna con attacco M8
Internal rod with M8 device

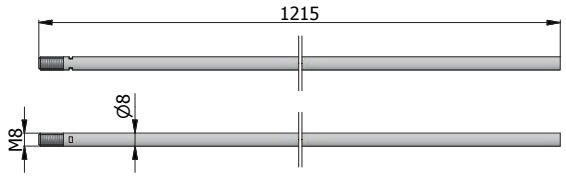

COD.	Materiale - *Material*	kg		
067M8	Acciaio zincato *Zinc-plated steel*	0.196	50	-

Puntale antisega
Steel-saw resistant tip

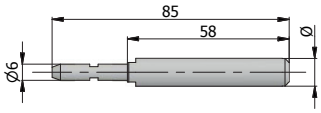

Per aste cod. 067M8
For rods cod. 067M8

COD.	Materiale - *Material*	Ø	kg		
067D08	Acciaio cementato e zincato *Hardened zinc-plated steel*	8	0,027	50	-
067D10	Acciaio cementato e zincato *Hardened zinc-plated steel*	10	0,040	50	-
067D12	Acciaio cementato e zincato *Hardened zinc-plated steel*	12	0,054	50	-
067D14	Acciaio cementato e zincato *Hardened zinc-plated steel*	14	0,072	50	-

Borchie
Roses ..... pag. 290

Accessori per elettroserrature
Accessories for electric locks ..... pag. 291

Accessori vari
Sundry accessories ..... pag. 292



Borchia
Rose

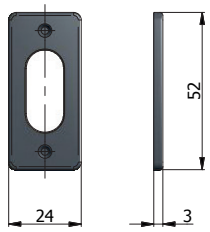

Per cilindri ovali
For oval cylinders

COD.	Materiale - *Material*	kg		
0140 N	Nylon nero -Black *nylon*	0,002	100	-

Coppia borchie guida chiave (con viti)
Pair of key guide escutcheon (with screws)

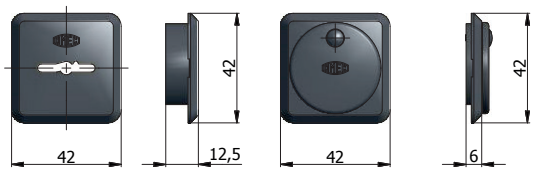

Per serrature a doppia mappa
For double-bit key locks

COD.	Materiale - *Material*	kg		
0590 N	Nylon nero -Black *nylon*	0,040	10	-

Borchia
Rose

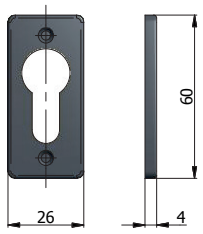

Per cilindri sagomati
For profile cylinders

COD.	Materiale - *Material*	kg		
0120 N	Nylon nero -Black *nylon*	0,004	100	-

Borchia guida chiave
Key guide escutcheon

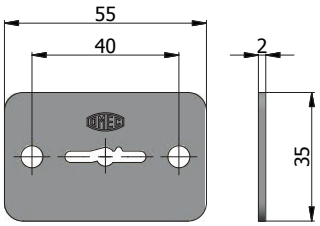

Per serrature a doppia mappa
For double-bit key locks

COD.	Materiale - *Material*	kg		
0590 A	Acciaio zincato - *Zinc-plated steel*	0,040	50	-

Borchia guida chiave (con viti)
Key guide escutcheon (with screws)

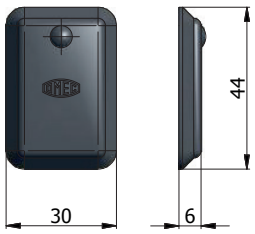

Per serrature con cilindro a spillo
For cross key locks

COD.	Materiale - *Material*	kg		
0440 N	Nylon nero -Black *nylon*	0,010	50	-

Borchia guida chiave
Key guide rose

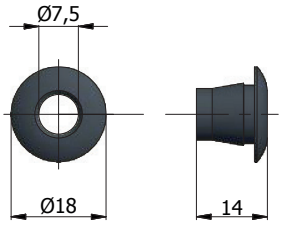

Per serrature con cilindro a spillo
For cross key locks

COD.	Materiale - *Material*	kg		
0441 N	Nylon nero -Black *nylon*	0,001	100	-

Coppia contatti (con spessori)
Pair of contacts (with spacers)

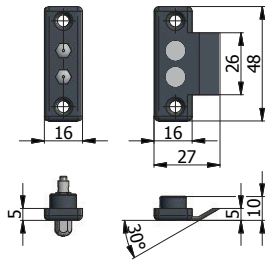

Per elettroserrature

For electric locks

COD.	Caratteristiche elettriche *Electrical features*			
050	12V - 1,5A	0,030	10	-

Gruppo bobine
Coil set

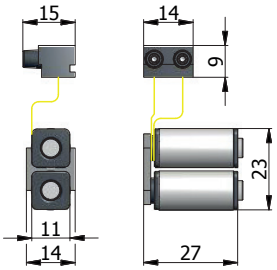

Per elettroserrature serie

For electric locks series

388-399-788-799-888-899-999

COD.	Caratteristiche elettriche *Electrical features*			
034	12V - 15W a.c.	0,030	10	-

Pulsante meccanico di apertura (con viti)
Mechanical push-button (with screws)

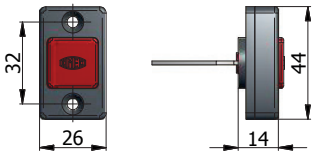

Per elettroserrature predisposte

For predisposed electric locks

COD.	Materiale - *Material*			
058	Nylon	0,030	10	-

Bobina
Coil set

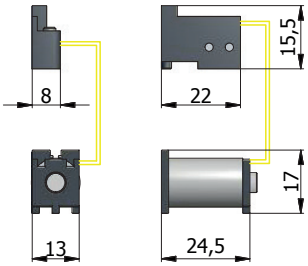

Per elettroserrature serie

For electric locks series

1267-1277-1287
1408Q-1409Q-1418Q
1508Q
1667-1677-1687
4408Q-4409Q-4418Q

COD.	Caratteristiche elettriche *Electrical features*			
037	12V - 10W a.c. / d.c.	0,021	10	-

Pulsante meccanico di apertura con fermo a giorno (con viti)
Mechanical push-button with hold open device (with screws)

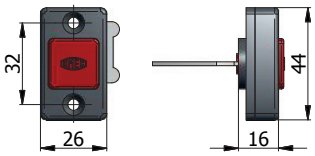

Per elettroserrature predisposte

For predisposed electric locks

COD.	Materiale - *Material*			
059	Nylon	0,030	10	-

Bobina
Coil set

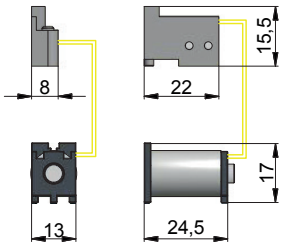

Per elettroserrature serie

For electric locks series

1268-1278-1288
1408-1409-1418
1508
1668-1678-1688
4408-4409-4418

COD.	Caratteristiche elettriche *Electrical features*			
038	12V - 10W a.c. / d.c.	0,021	10	-

Gruppo bobine
Coil set

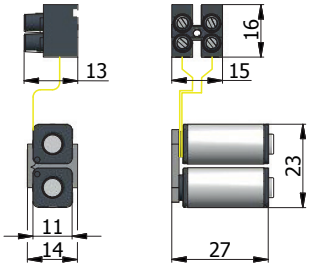

Per elettroserrature serie

For electric locks series

1777-377-378-777-778-877-878

COD.	Caratteristiche elettriche *Electrical features*			
033	12V - 15W a.c.	0.031	10	-

Bobina
Coil set

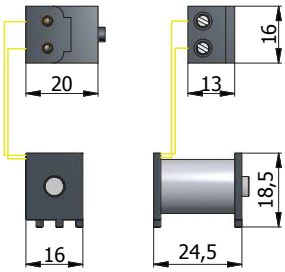

Per elettroserrature serie

For electric locks series

5938-5948-5968-5978

COD.	Caratteristiche elettriche *Electrical features*			
048	12V - 10W a.c.	0,030	10	-

Asta interna
Internal rod

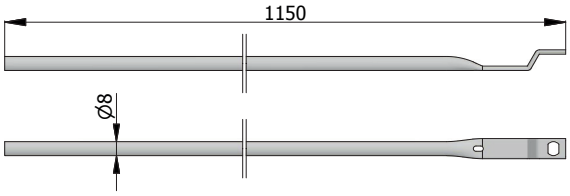

Per kit serie - For kit series

0670-0670E

COD.	Materiale - *Material*	kg		
AST001	Acciaio zincato *Zinc-plated steel*	0,196	10	-

Piastrina di collegamento
Connecting plate

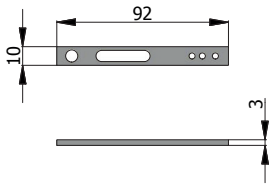

Per kit serie - For kit series

0671-0671E-0682-0682S-0691-0692-0772S-0782-0782S

COD.	Materiale - *Material*	kg		
PSR028	Acciaio zincato *Zinc-plated steel*	0,160	50	-

Asta interna
Internal rod

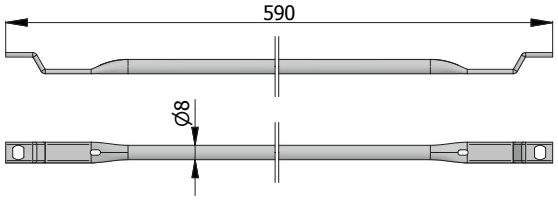

Per kit serie - For kit series

0680-0680S-0690-0770S-0780-0780S

COD.	Materiale - *Material*	kg		
AST002	Acciaio zincato *Zinc-plated steel*	0,100	10	-

Prolunga
Pin joint

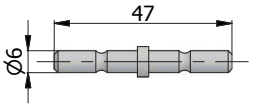

Per kit serie - For kit series

0670-0670E-0690

COD.	Materiale - *Material*	kg		
PRS070	Acciaio zincato *Zinc-plated steel*	0,010	50	-

Asta esterna
External rod

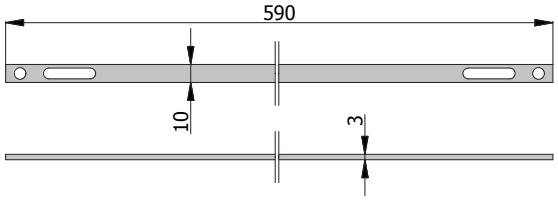

Per kit serie - For kit series

0681-0681S-0691-0771S-0781-0781S

COD.	Materiale - *Material*	kg		
AST003	Acciaio zincato *Zinc-plated steel*	0,126	10	-

Puntale antisega
Steel-saw resistant tip

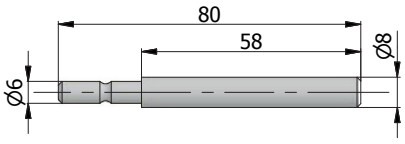

Per kit serie - For kit series

0670-0670E-0690

COD.	Materiale - *Material*	kg		
067D08	Acciaio cementato e zincato *Hardened and zinc-plated steel*	0,027	50	-

Pinza guida asta
Rod guide

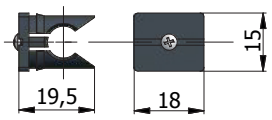

Per kit serie - For kit series

0670-0670E-0680-0680S-0690-0770S-0780-0780S

COD.	Materiale - *Material*	kg		
ANY031	Nylon nero *Black nylon*	0,003	50	-

Boccola antipolvere a pavimento
Sprung dust floor striker

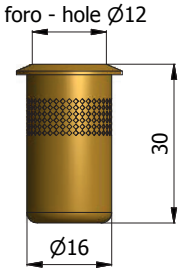

Per kit serie - For kit series

0670-0671-0674-0690-0691-0692-0694-0699

COD.	Materiale - *Material*	kg		
0630 T	Ottone - *Brass*	0,020	10	-

Boccola
Bushing

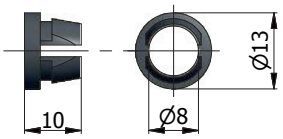

Per kit serie - For kit series

0670-0670E-0690

COD.	Materiale - *Material*	kg		
ANY032	Nylon nero *Black nylon*	0,001	100	-

Boccola
Bushing

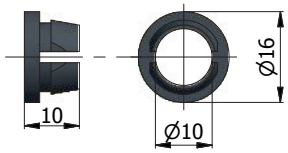

Per kit serie - For kit series

0670-0670E-0690

COD.	Materiale - *Material*	kg		
ANY033	Nylon nero - *Black nylon*	0,001	100	-

Vite cilindro
Cylinder screw

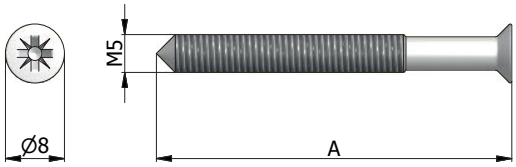

Per cilindri

For cylinders

COD.	A	Materiale - *Material*	kg		
VTC001	22	Acciaio nichelato - *Nickel-plated steel*	0,002	100	-
VTC002	27	Acciaio nichelato - *Nickel-plated steel*	0,003	100	-
VTC003	37	Acciaio nichelato - *Nickel-plated steel*	0,004	100	-
VTC004	47	Acciaio nichelato - *Nickel-plated steel*	0,006	100	-
VTC006	67	Acciaio nichelato - *Nickel-plated steel*	0,008	100	-
VTC007	77	Acciaio nichelato - *Nickel-plated steel*	0,009	100	-
VTC008	87	Acciaio nichelato - *Nickel-plated steel*	0,010	100	-
VTC009	97	Acciaio nichelato - *Nickel-plated steel*	0,011	100	-
VTC011	117	Acciaio nichelato - *Nickel-plated steel*	0,014	100	-

Deviatore basculante per 3 punti di chiusura
3 locking points tipping deviator

AD ESAURIMENTO
END OF LINE

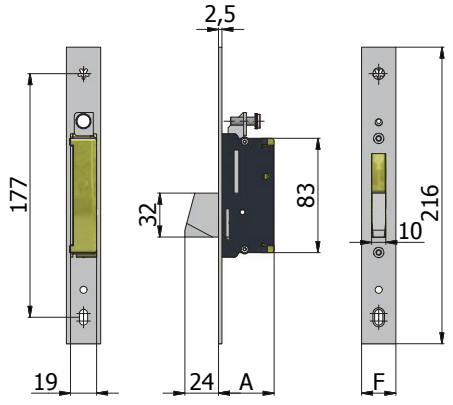

Per kit serie - For kits series 0680-0681-0682-0684-0689

COD.	F	A	kg		
0661	25	37	0,340	2	-
0661/F22	22	37	0,320	2	-

Deviatore basculante per 5 punti di chiusura
5 locking points tipping deviator

AD ESAURIMENTO
END OF LINE

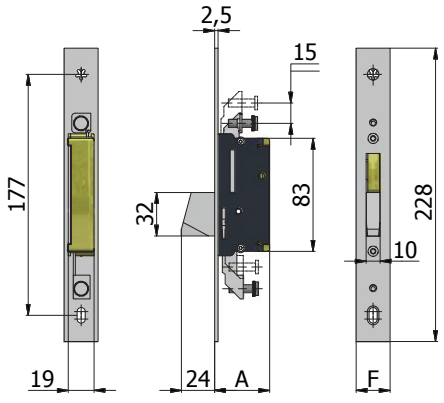

Per kit serie - For kits series 0690-0691-0692-0694-0699

COD.	F	A	kg		
0662	25	37	0,400	2	-
0662/F22	22	37	0,390	2	-

Deviatore basculante per 3 punti di chiusura
3 locking points tipping deviator

NEW

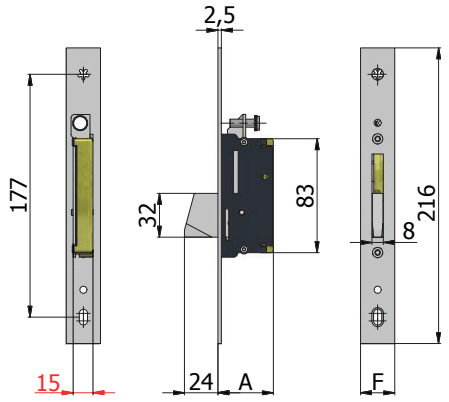

Per kit serie - For kits series 0680S-0681S-0682S-0689S

COD.	F	A	kg		
0661S	25	37	0,304	2	-
0661S/F16	16	37	0,259	2	-
0661S/F22	22	37	0,289	2	-

Deviatore avanzante per 3/5 punti di chiusura
3/5 locking points advancing deviator

AD ESAURIMENTO
END OF LINE

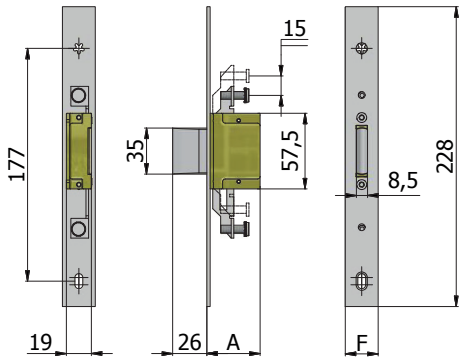

Per kit serie - For kits series 0780-0781-0782-0784-0789

COD.	F	A	kg		
0761	25	41	0,300	2	-
0761/F22	22	41	0,280	2	-

Deviatore avanzante per 3/5punti di chiusura
3/5 locking points advancing deviator

NEW

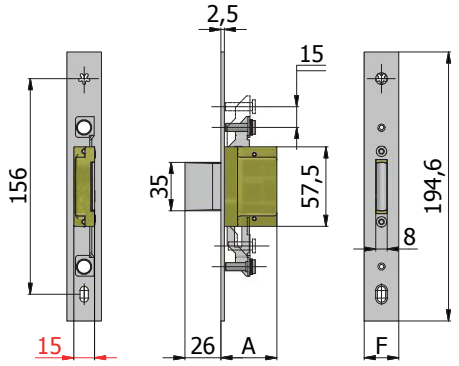

Per kit serie - For kits series 0780S-0781S-0782S-0789S

COD.	F	A	kg		
0761S	25	41	0,277	2	-
0761S/F16	16	41	0,241	2	-
0761S/F22	22	41	0,265	2	-

Deviatore basculante per 3/5 punti di chiusura
3/5 locking points tipping deviator

NEW

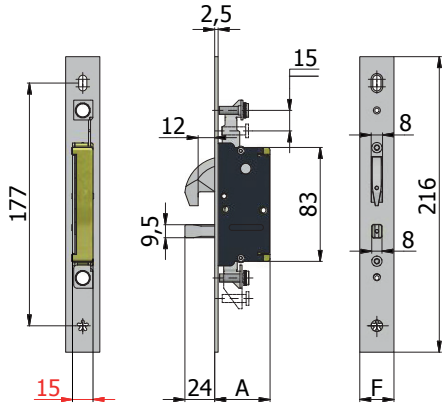

Per kit serie - For kits series 0770S-0771S-0772S-0779S

COD.	F	A	kg		
0766S	25	37	0,345	2	-
0766S/F16	16	37	0,305	2	-
0766S/F22	22	37	0,332	2	-

Scrocco intercambiabile
Interchangeable latch bolt

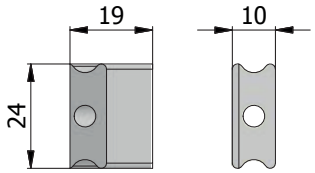

Per serrature serie
For locks series
1770
338-358
370
4338-4530
530-540
770-782-870-882

COD.	Materiale - Material	kg		
0370	Lega speciale cromata *Chromed special alloy*	0,018	10	-

Scrocco intercambiabile
Interchangeable latch bolt

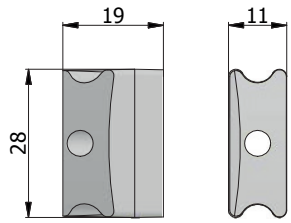

Per serrature serie:
For locks series:
1260-1270-1280-1300
1400-1400S-1410-1410S
1490-1500-1500S
1600-1610-1620-1630
1660-1670-1680
1700-1720
3400-3410-3500
4400-4410-4490

COD.	Materiale - *Material*	kg		
01430	Lega speciale cromata *Chromed special alloy*	0,024	10	-

Scrocco intercambiabile
Interchangeable latch bolt

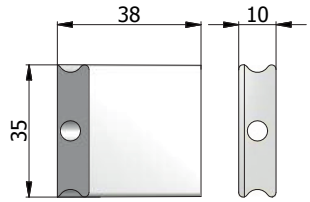

Per serrature serie
For locks series
1780-380-780-880

COD.	Materiale - *Material*	kg		
0380	Lega speciale cromata *Chromed special alloy*	0,058	10	-

Scrocco intercambiabile anti-rumore
Interchangeable anti-noise latch bolt

NEW

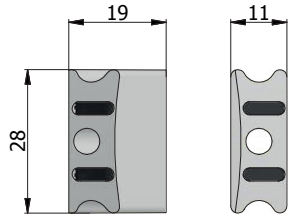

Per serrature serie:
For locks series:
1600S-1610S-1620S
1630S
1700S-1720S-1740S
1760S

COD.	Materiale - *Material*	kg		
01430S	Lega speciale nichelata *Nickel special alloy*	0,024	10	-

Scrocco intercambiabile
Interchangeable latch bolt

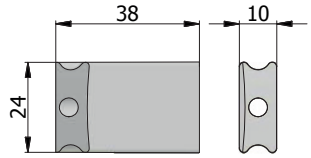

Per serrature serie
For locks series
390-790-890-990

COD.	Materiale - *Material*	kg		
0390	Lega speciale cromata *Chromed special alloy*	0.037	10	-

Rullo intercambiabile
Interchangeable roller bolt

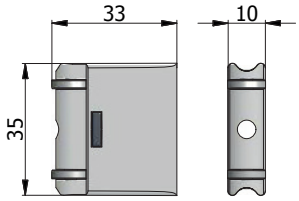

Per serrature serie
For locks series
1780-380-780-880

COD.	Materiale - *Material*	kg		
0385	Ottone cromato *Chromed brass*	0,050	10	-

Scrocco intercambiabile
Interchangeable latch bolt

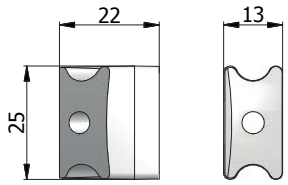

Per serrature serie
For locks series
11140-11170
1940-1970
41140-41170-4940-4970
5930-5940-5960-5970

COD.	Materiale - *Material*	kg		
05930	Lega speciale cromata *Chromed special alloy*	0,026	10	-

Rullo intercambiabile
Interchangeable roller bolt

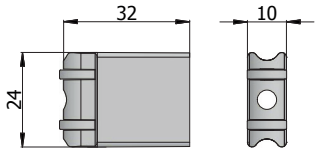

Per serrature serie
For locks series
390-790-890-990

COD.	Materiale - *Material*	kg		
0395	Ottone cromato *Chromed brass*	0,032	10	-

Rullo intercambiabile
Interchangeable roller bolt

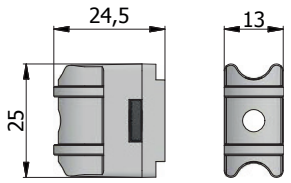

Per serrature serie
For locks series
11140-11170
1940-1970
41140-41170-4940-4970
5930-5940-5960-5970

COD.	Materiale - *Material*	kg		
05935	Ottone cromato *Chromed brass*	0,032	10	-

Tappo
Plug

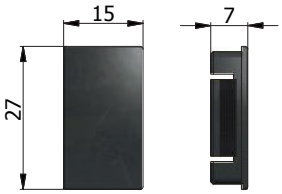

Per serrature serie
For locks series
11140-11170
1940-1970
41140-41170-4940-4970
5930-5940-5960-5970

COD.	Materiale - *Material*	kg		
05931	Nylon nero - *Black nylon*	0,002	10	-

Rullo intercambiabile
Interchangeable roller bolt

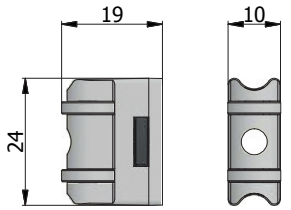

Per serrature serie
For locks series
1770
338-358
370
4338-4530
530-540
770-782-870-882

COD.	Materiale - *Material*	kg		
0535	Ottone cromato *Chromed brass*	0,018	10	-

Tappo
Plug

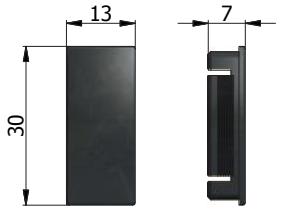

Per serrature serie:
For locks series:
1260-1270-1280-1300
1400-1400S-1410-1410S-1490
1500-1500S-1600-1600S-1610-
1610S-1620-1620S-1630-
1630S-1660-1670-1680-1700-
1700S-1720-1720S-1740S-
1760S-3400-3410-
3500-4400-4410-4490

COD.	Materiale - *Material*	kg		
01431	Nylon nero - *Black nylon*	0,002	10	-

Rullo intercambiabile (con molle)
Interchangeable roller bolt (with springs)

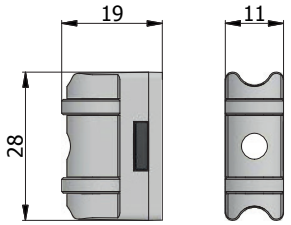

Per serrature serie:
For locks series:
1260-1270-1280-1300
1400-1400S-1410-1410S-1490
1500-1500S-1600-1600S-
1610-1610S-1620-1620S-
1630-1630S-1660-1670-1680-
1700-1700S-1720-1720S-
1740S-1760S-3400-3410-
3500-4400-4410-4490

COD.	Materiale - *Material*	kg		
01435	Ottone cromato *Chromed brass*	0,026	10	-

Sottofrontale
Forend spacer

Per serrature di sicurezza per montanti con frontale 25 mm
For vertical security locks with 25 mm forend

COD.	Materiale - *Material*	kg		
0623 N	Nylon nero - *Black nylon*	0,007	50	-

Tappo
Plug

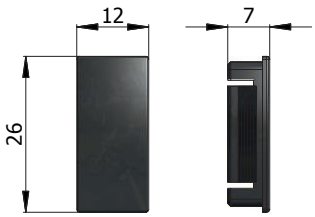

Per serrature serie
For locks series
1770-370-770-870

COD.	Materiale - *Material*	kg		
0371	Nylon nero - *Black nylon*	0,002	10	-

Sottofrontale
Forend spacer

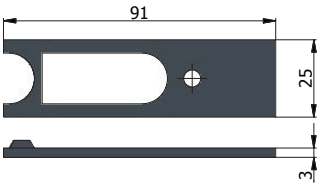

Per serrature di sicurezza e a doppia mappa per fasce con frontale 25 mm
For horizontal security and double-bit key locks with 25 mm forend

COD.	Materiale - *Material*	kg		
0624 N	Nylon nero - *Black nylon*	0,004	50	-

Sottofrontale
Forend spacer

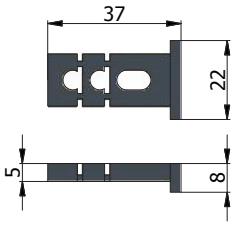

Per serrature con frontale 22 mm
For locks with 22 mm forend

COD.	Materiale - *Material*	kg		
0625 N	Nylon nero - *Black nylon*	0,002	50	-

Sottofrontale
Forend spacer

AD ESAURIMENTO
END OF LINE



Per serrature con frontale 16 mm cod.
For locks with 16 mm forend cod.
320-322-328-330-332-338-340-342-348-350-352-358-4320-4328-4330
4338-4340-4350-4530-4535-530-535-540-545

COD.	Materiale - *Material*	kg		
0721 N	Nylon nero - *Black nylon*	0,013	50	-

Sottofrontale
Forend spacer

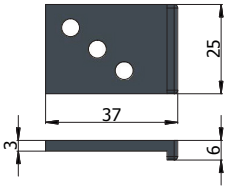

Per serrature cod.
For locks cod.
1408Q-1409Q-1418Q
4408Q-4409Q-4418Q

COD.	Materiale - *Material*	kg		
0626 N	Nylon nero - *Black nylon*	0,003	50	-

Sottofrontale
Forend spacer

Per serrature per fasce con frontale 16 mm e per montanti cod.
For horizontal locks with 16 mm forend and vertical locks cod.
327-334-335-337-339-345-351-354-355-356-357-359-4335-4339-4355
4356-4531-531-541

COD.	Materiale - *Material*	kg		
0730 N	Nylon nero - *Black nylon*	0,010	50	-

Sottofrontale
Forend spacer

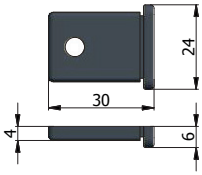

Per serrature multipunto con frontale a U
For multi-point locks with U forend

COD.	Materiale - *Material*	kg		
0633 N	Nylon nero - *Black nylon*	0,003	50	-

Sottofrontale
Forend spacer

AD ESAURIMENTO
END OF LINE



Per serrature per fasce con frontale 16 mm e per montanti cod.
For horizontal locks with 16 mm forend and vertical locks cod.
327-334-335-337-339-345-351-354-355-356-357-359-4335-4339-4355
4356-4531-531-541

COD.	Materiale - *Material*	kg		
0731 N	Nylon nero - *Black nylon*	0,011	50	-

Sottofrontale
Forend spacer



Per serrature con frontale 16 mm cod.
For locks with 16 mm forend cod.
320-322-328-330-332-338-340-342-348-350-352-358-4320-4328-4330
4338-4340-4350-4530-4535-530-535-540-545

COD.	Materiale - *Material*	kg		
0720 N	Nylon nero - *Black nylon*	0,012	50	-

Incontri elettrici
Electric striking plates ..... pag. 303

Piastre frontali per incontri elettrici
Faceplates for electric strikes ..... pag. 309

Corpi incontri elettrici
Electric strikes ..... pag. 313

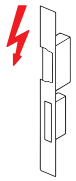



Incontri elettrici
Electric striking plates

CARATTERISTICHE COSTRUTTIVE
Corpo incontro elettrico e controscrocco
in lega speciale nichelata
Piastra frontale in acciaio inox
Leve di ancoraggio in acciaio inox

CARATTERISTICHE TECNICHE
Corpo incontro elettrico da 16,5 mm
adattabile a tutti i profili
Controscrocco reversibile,
radiale e regolabile
Piastre frontali intercambiabili
e disponibili sia in versione per serrature
con catenaccio basculante
che per serrature con catenaccio avanzante

PROTEZIONE ELETTRONICA
300.000 aperture garantite
Resistente a impatti fino a 400 kg
Basso consumo elettrico
Resistente alla corrosione
come da standard UNI ISO 9227
Rispetta gli standard di compatibilità
elettromagnetica 2004/108/CE (EN 55014)



CONSTRUCTIVE FEATURES
Special nickel - plated electric strike and latch
Stainless steel forend
Stainless steel anchor levers

TECHNICAL FEATURES
Electric strike dimension: 16,5 mm, suitable for all profiles
Radial turning adjustable latch
Interchangeable faceplates designed both for locks with tipping dead bolt and for locks with advancing dead bolt

ELECTRONIC PROTECTION
300.000 guaranteed openings
Withstands impacts up to 400 kg
Low power consumption
Corrosion resistant according to
UNI ISO 9227 standards
Complies with electromagnetic compatibility standard
2004/108/CE (EN 55014)

NEW

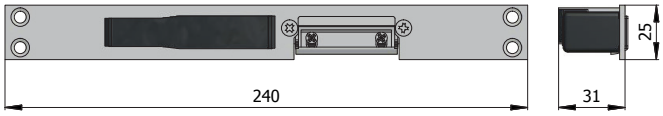

Reversibile - Reversible

Per serrature serie - For locks series

1260 - 1270 - 1280
1300
1400 - 1410
1500
1660 - 1670 - 1680
327 - 330 - 332 - 337 - 338 - 350 - 351 - 352 - 357 - 358
4330 - 4338 - 4350 - 4400 - 4410 - 4530
530 - 540

COD.	Funzionamento *Working*	Voltaggio *Voltage*	kg		
02526XEL60	Sganciamento permanente dopo l'impulso elettrico Fermo a giorno *Hold open with mechanical release function*	9 ÷ 16 V a.c./d.c.	0,240	1	5
02526XEL61	Sganciamento solo durante l'impulso elettrico Fermo a giorno *Fail secure with mechanical release function*	9 ÷ 16 V a.c./d.c.	0,240	1	5
02526XEL63	Sganciamento permanente dopo l'impulso elettrico senza fermo a giorno *Hold open without mechanical release function*	9 ÷ 16 V a.c./d.c.	0,240	1	5
02526XEL72	Sganciamento solo in caso di interruzione di corrente *Fail safe*	12 V d.c.	0,240	1	5

NEW

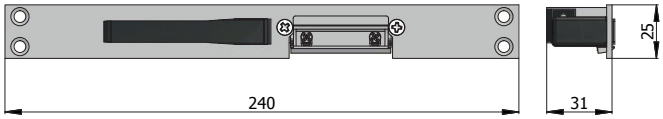

Reversibile - Reversible

Per serrature serie - For locks series

1400S - 1410S
1500S
1600 - 1600S - 1610 - 1610S - 1620 - 1620S - 1630 - 1630S
1700 - 1700S - 1720 - 1720S - 1740S - 1760S

Sostituisce cod. 02576XEL**
Replaces cod. 02576XEL**

COD.	Funzionamento *Working*	Voltaggio *Voltage*	kg		
02546XEL60	Sganciamento permanente dopo l'impulso elettrico Fermo a giorno *Hold open with mechanical release function*	9 ÷ 16 V a.c./d.c.	0,245	1	5
02546XEL61	Sganciamento solo durante l'impulso elettrico Fermo a giorno *Fail secure with mechanical release function*	9 ÷ 16 V a.c./d.c.	0,245	1	5
02546XEL63	Sganciamento permanente dopo l'impulso elettrico senza fermo a giorno *Hold open without mechanical release function*	9 ÷ 16 V a.c./d.c.	0,245	1	5
02546XEL72	Sganciamento solo in caso di interruzione di corrente *Fail safe*	12 V d.c.	0,245	1	5

NEW

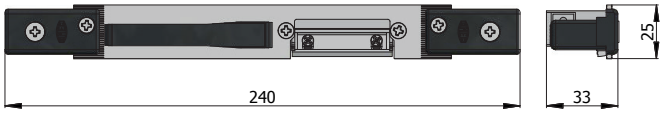

Regolazione orizzontale e verticale - Horizontal and vertical adjustment
Reversibile - Reversible
Per serrature serie - For locks series

1400S - 1410S
1500S
1600 - 1600S - 1610 - 1610S - 1620 - 1620S - 1630 - 1630S
1700 - 1700S - 1720 - 1720S - 1740S - 1760S

Sostituisce cod. 02376XEL**
Replaces cod. 02376XEL**

COD.	Funzionamento *Working*	Voltaggio *Voltage*	kg		
02346XEL60	Sganciamento permanente dopo l'impulso elettrico Fermo a giorno *Hold open with mechanical release function*	9 ÷ 16 V a.c./d.c.	0,265	1	5
02346XEL61	Sganciamento solo durante l'impulso elettrico Fermo a giorno *Fail secure with mechanical release function*	9 ÷ 16 V a.c./d.c.	0,265	1	5
02346XEL63	Sganciamento permanente dopo l'impulso elettrico senza fermo a giorno *Hold open without mechanical release function*	9 ÷ 16 V a.c./d.c.	0,265	1	5
02346XEL72	Sganciamento solo in caso di interruzione di corrente *Fail safe*	12 V d.c.	0,265	1	5

Per profili tipo - For profiles type
Domal stopper PG Finestra
NC 45 Int. Finestra

NEW

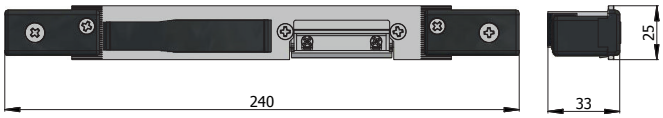

Regolazione orizzontale e verticale - Horizontal and vertical adjustment
Reversibile - Reversible
Per serrature serie - For locks series

1260 - 1270 - 1280
1300
1400 - 1410
1500
1660 - 1670 - 1680
327 - 330 - 332 - 337 - 338 - 350 - 351 - 352 - 357 - 358
4330 - 4338 - 4350 - 4400 - 4410 - 4530
530 - 540

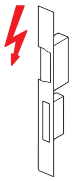

COD.	Funzionamento *Working*	Voltaggio *Voltage*	kg		
02396XEL60	Sganciamento permanente dopo l'impulso elettrico Fermo a giorno *Hold open with mechanical release function*	9 ÷ 16 V a.c./d.c.	0,260	1	5
02396XEL61	Sganciamento solo durante l'impulso elettrico Fermo a giorno *Fail secure with mechanical release function*	9 ÷ 16 V a.c./d.c.	0,260	1	5
02396XEL63	Sganciamento permanente dopo l'impulso elettrico senza fermo a giorno *Hold open without mechanical release function*	9 ÷ 16 V a.c./d.c.	0,260	1	5
02396XEL72	Sganciamento solo in caso di interruzione di corrente *Fail safe*	12 V d.c.	0,260	1	5

Per profili tipo - For profiles type
Domal stopper PG Finestra
NC 45 Int. Finestra

NEW

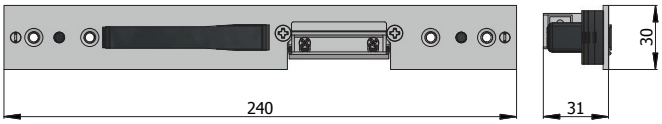

Regolazione orizzontale e in profondità - Horizontal and depht adjustment

Reversibile - Reversible

Per serrature serie - For locks series

1400S - 1410S
1500S
1600 - 1600S - 1610 - 1610S - 1620 - 1620S - 1630 - 1630S
1700 - 1700S - 1720 - 1720S - 1740S - 1760S

Per profili tipo - For profiles type

Domal Break PA 52 Porta
Domal stopper PG Porta
NC 55 Int. Porta
NC 45 Int. Porta

Sostituisce cod. 02676XEL**
Replaces cod. 02676XEL**

COD.	Funzionamento *Working*	Voltaggio *Voltage*	kg		
02646XEL60	Sganciamento permanente dopo l'impulso elettrico Fermo a giorno *Hold open with mechanical release function*	9 ÷ 16 V a.c./d.c.	0,265	1	5
02646XEL61	Sganciamento solo durante l'impulso elettrico Fermo a giorno *Fail secure with mechanical release function*	9 ÷ 16 V a.c./d.c.	0,265	1	5
02646XEL63	Sganciamento permanente dopo l'impulso elettrico senza fermo a giorno *Hold open without mechanical release function*	9 ÷ 16 V a.c./d.c.	0,265	1	5
02646XEL72	Sganciamento solo in caso di interruzione di corrente *Fail safe*	12 V d.c.	0,265	1	5

NEW

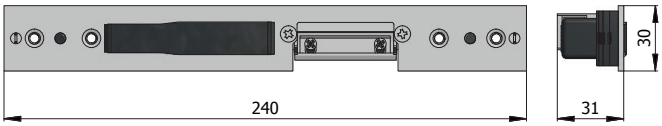

Regolazione orizzontale e in profondità - Horizontal and depht adjustment

Reversibile - Reversible

Per serrature serie - For locks series

1260 - 1270 - 1280
1300
1400 - 1410
1500
1660 - 1670 - 1680
327 - 330 - 332 - 337 - 338 - 350 - 351 - 352 - 357 - 358
4330 - 4338 - 4350 - 4400 - 4410 - 4530
530 - 540

Per profili tipo - For profiles type

Domal Break PA 52 Porta
Domal stopper PG Porta
NC 55 Int. Porta
NC 45 Int. Porta

COD.	Funzionamento *Working*	Voltaggio *Voltage*	kg		
02696XEL60	Sganciamento permanente dopo l'impulso elettrico Fermo a giorno *Hold open with mechanical release function*	9 ÷ 16 V a.c./d.c.	0,260	1	5
02696XEL61	Sganciamento solo durante l'impulso elettrico Fermo a giorno *Fail secure with mechanical release function*	9 ÷ 16 V a.c./d.c.	0,260	1	5
02696XEL63	Sganciamento permanente dopo l'impulso elettrico senza fermo a giorno *Hold open without mechanical release function*	9 ÷ 16 V a.c./d.c.	0,260	1	5
02696XEL72	Sganciamento solo in caso di interruzione di corrente *Fail safe*	12 V d.c.	0,260	1	5

NEW



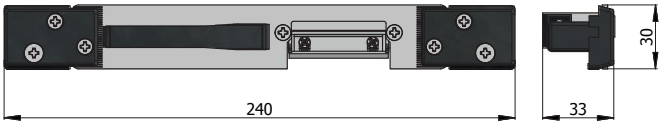

Regolazione orizzontale e verticale - Horizontal and vertical adjustment
Reversibile - Reversible
Per serrature serie - For locks series
1400S - 1410S
1500S
1600 - 1600S - 1610 - 1610S - 1620 - 1620S - 1630 - 1630S
1700 - 1700S - 1720 - 1720S - 1740S - 1760S

Per profili tipo - For profiles type
R 40, R 50

Sostituisce cod. 02876XEL**
Replaces cod. 02876XEL**

COD.	Funzionamento *Working*	Voltaggio *Voltage*	kg		
02846XEL60	Sganciamento permanente dopo l'impulso elettrico Fermo a giorno *Hold open with mechanical release function*	9 ÷ 16 V a.c./d.c.	0,305	1	5
02846XEL61	Sganciamento solo durante l'impulso elettrico Fermo a giorno *Fail secure with mechanical release function*	9 ÷ 16 V a.c./d.c.	0,305	1	5
02846XEL63	Sganciamento permanente dopo l'impulso elettrico senza fermo a giorno *Hold open without mechanical release function*	9 ÷ 16 V a.c./d.c.	0,305	1	5
02846XEL72	Sganciamento solo in caso di interruzione di corrente *Fail safe*	12 V d.c.	0,305	1	5

NEW

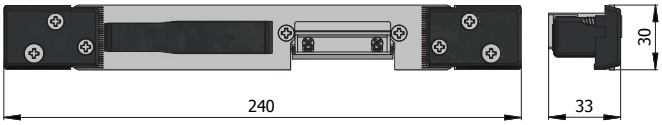

Regolazione orizzontale e verticale - Horizontal and vertical adjustment
Reversibile - Reversible
Per serrature serie - For locks series
1260 - 1270 - 1280
1300
1400 - 1410
1500
1660 - 1670 - 1680
327 - 330 - 332 - 337 - 338 - 350 - 351 - 352 - 357 - 358
4330 - 4338 - 4350 - 4400 - 4410 - 4530
530 - 540

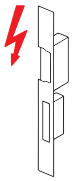

Per profili tipo - For profiles type
R 40, R 50

COD.	Funzionamento *Working*	Voltaggio *Voltage*	kg		
02896XEL60	Sganciamento permanente dopo l'impulso elettrico Fermo a giorno *Hold open with mechanical release function*	9 ÷ 16 V a.c./d.c.	0,300	1	5
02896XEL61	Sganciamento solo durante l'impulso elettrico Fermo a giorno *Fail secure with mechanical release function*	9 ÷ 16 V a.c./d.c.	0,300	1	5
02896XEL63	Sganciamento permanente dopo l'impulso elettrico senza fermo a giorno *Hold open without mechanical release function*	9 ÷ 16 V a.c./d.c.	0,300	1	5
02896XEL72	Sganciamento solo in caso di interruzione di corrente *Fail safe*	12 V d.c.	0,300	1	5

NEW

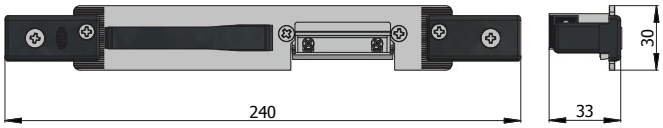

Regolazione orizzontale e verticale
Horizontal and vertical adjustment

Reversibile - Reversible

Per serrature serie - For locks series

1400S - 1410S
1500S
1600 - 1600S - 1610 - 1610S - 1620 - 1620S - 1630 - 1630S
1700 - 1700S - 1720 - 1720S - 1740S - 1760S

Sostituisce cod. 03076XEL**
Replaces cod. 03076XEL**

COD.	Funzionamento *Working*	Voltaggio *Voltage*	kg		
03046XEL60	Sganciamento permanente dopo l'impulso elettrico Fermo a giorno *Hold open with mechanical release function*	9 ÷ 16 V a.c./d.c.	0,280	1	5
03046XEL61	Sganciamento solo durante l'impulso elettrico Fermo a giorno *Fail secure with mechanical release function*	9 ÷ 16 V a.c./d.c.	0,280	1	5
03046XEL63	Sganciamento permanente dopo l'impulso elettrico senza fermo a giorno *Hold open without mechanical release function*	9 ÷ 16 V a.c./d.c.	0,280	1	5
03046XEL72	Sganciamento solo in caso di interruzione di corrente *Fail safe*	12 V d.c.	0,280	1	5

Per profili tipo - For profiles type
All.co 5 Sormonto

NEW

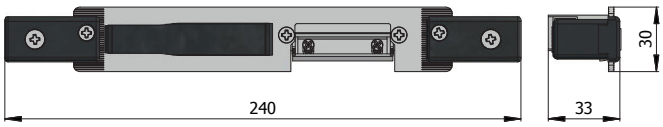

Regolazione orizzontale e verticale
Horizontal and vertical adjustment

Reversibile - Reversible

Per serrature serie - For locks series

1260 - 1270 - 1280
1300
1400 - 1410
1500
1660 - 1670 - 1680
327 - 330 - 332 - 337 - 338 - 350 - 351 - 352 - 357 - 358
4330 - 4338 - 4350 - 4400 - 4410 - 4530
530 - 540

COD.	Funzionamento *Working*	Voltaggio *Voltage*	kg		
03096XEL60	Sganciamento permanente dopo l'impulso elettrico Fermo a giorno *Hold open with mechanical release function*	9 ÷ 16 V a.c./d.c.	0,275	1	5
03096XEL61	Sganciamento solo durante l'impulso elettrico Fermo a giorno *Fail secure with mechanical release function*	9 ÷ 16 V a.c./d.c.	0,275	1	5
03096XEL63	Sganciamento permanente dopo l'impulso elettrico senza fermo a giorno *Hold open without mechanical release function*	9 ÷ 16 V a.c./d.c.	0,275	1	5
03096XEL72	Sganciamento solo in caso di interruzione di corrente *Fail safe*	12 V d.c.	0,275	1	5

Per profili tipo - For profiles type
All.co 5 Sormonto

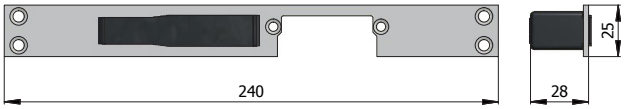

Reversibile - Reversible

Per serrature serie - For locks series

1260 - 1270 - 1280
1300
1400 - 1410
1500
1660 - 1670 - 1680
327 - 330 - 332 - 337 - 338 - 350 - 351 - 352 - 357 - 358
4330 - 4338 - 4350 - 4400 - 4410 - 4530
530 - 540

COD.	Materiale - *Material*	kg		
02526XEL	Acciaio inox - *Stainless steel*	0,095	10	-

NEW

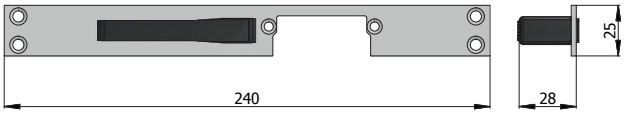

Reversibile - Reversible

Per serrature serie - For locks series

1400S - 1410S
1500S
1600 - 1600S - 1610 - 1610S - 1620 - 1620S - 1630 - 1630S
1700 - 1700S - 1720 - 1720S - 1740S - 1760S

Sostituisce cod. 02576XEL
Replaces cod. 02576XEL

COD.	Materiale - *Material*	kg		
02546XEL	Acciaio inox - *Stainless steel*	0,100	10	-

NEW

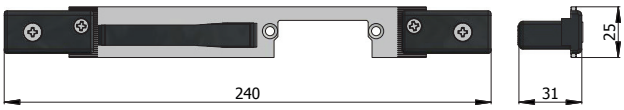

Regolazione orizzontale e verticale
Horizontal and vertical adjustment

Reversibile - Reversible

Per serrature serie - For locks series

1400S - 1410S
1500S1600 - 1600S - 1610 - 1610S - 1620 - 1620S - 1630 - 1630S
1700 - 1700S - 1720 - 1720S - 1740S - 1760S

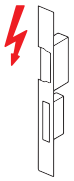

Sostituisce cod. 02376XEL
Replaces cod. 02376XEL

Per profili tipo - For profiles type
Domal stopper PG Finestra
NC 45 Int. Finestra

COD.	Materiale - *Material*	kg		
02346XEL	Acciaio inox - *Stainless steel*	0,120	10	-

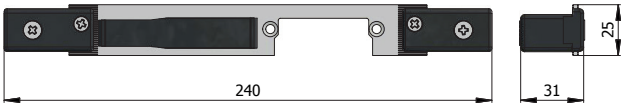

Regolazione orizzontale e verticale
Horizontal and vertical adjustment
Reversibile - Reversible
Per serrature serie - For locks series
1260 - 1270 - 1280
1300
1400 - 1410
1500
1660 - 1670 - 1680
327 - 330 - 332 - 337 - 338 - 350 - 351 - 352 - 357 - 358
4330 - 4338 - 4350 - 4400 - 4410 - 4530
530 - 540

Per profili tipo - For profiles type
Domal stopper PG Finestra
NC 45 Int. Finestra

COD.	Materiale - *Material*	kg		
02396XEL	Acciaio inox - *Stainless steel*	0,115	10	-

NEW

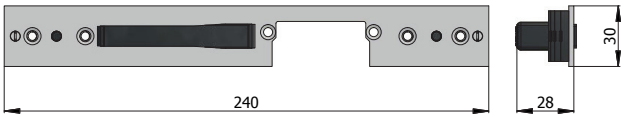

Regolazione orizzontale e in profondità
Horizontal and depht adjustment
Reversibile - Reversible
Per serrature serie - For locks series
1400S - 1410S
1500S
1600 - 1600S - 1610 - 1610S - 1620 - 1620S - 1630 - 1630S
1700 - 1700S - 1720 - 1720S - 1740S - 1760S

Sostituisce cod. 02676XEL
Replaces cod. 02676XEL

Per profili tipo - For profiles type
Domal Break PA 52 Porta
Domal stopper PG Porta
NC 55 Int. Porta
NC 45 Int. Porta

COD.	Materiale - *Material*	kg		
02646XEL	Acciaio inox - *Stainless steel*	0,120	10	-

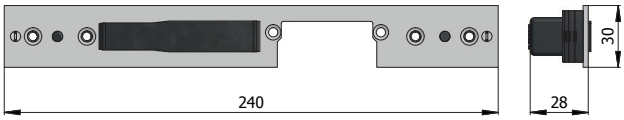

Regolazione orizzontale e in profondità
Horizontal and depht adjustment
Reversibile - Reversible
Per serrature serie - For locks series
1260 - 1270 - 1280
1300
1400 - 1410
1500
1660 - 1670 - 1680
327 - 330 - 332 - 337 - 338 - 350 - 351 - 352 - 357 - 358
4330 - 4338 - 4350 - 4400 - 4410 - 4530
530 - 540

Per profili tipo - For profiles type
Domal Break PA 52 Porta
Domal stopper PG Porta
NC 55 Int. Porta
NC 45 Int. Porta

COD.	Materiale - *Material*	kg		
02696XEL	Acciaio inox - *Stainless steel*	0,115	10	-

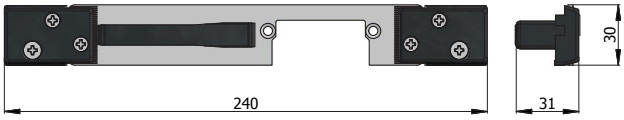

NEW

Regolazione orizzontale e verticale
Horizontal and vertical adjustment
Reversibile - Reversible
Per serrature serie - For locks series

1400S - 1410S
1500S
1600 - 1600S - 1610 - 1610S - 1620 - 1620S - 1630 - 1630S
1700 - 1700S - 1720 - 1720S - 1740S - 1760S

Sostituisce cod. 02876XEL
Replaces cod. 02876XEL

Per profili tipo - For profiles type
R 40, R 50

COD.	Materiale - *Material*	kg		
02846XEL	Acciaio inox - *Stainless steel*	0,160	10	-

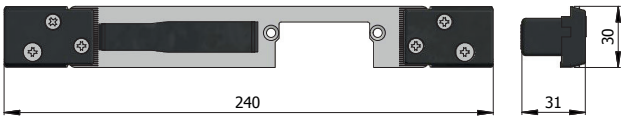

Regolazione orizzontale e verticale
Horizontal and vertical adjustment
Reversibile - Reversible
Per serrature serie - For locks series

1260 - 1270 - 1280
1300
1400 - 1410
1500
1660 - 1670 - 1680
327 - 330 - 332 - 337 - 338 - 350 - 351 - 352 - 357 - 358
4330 - 4338 - 4350 - 4400 - 4410 - 4530
530 - 540

Per profili tipo - For profiles type
R 40, R 50

COD.	Materiale - *Material*	kg		
02896XEL	Acciaio inox - *Stainless steel*	0,155	10	-

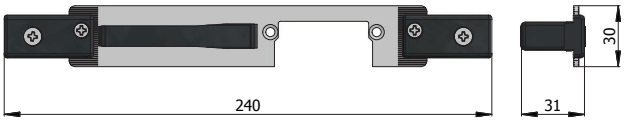

NEW

Regolazione orizzontale e verticale
Horizontal and vertical adjustment
Reversibile - Reversible
Per serrature serie - For locks series

1400S - 1410S
1500S
1600 - 1600S - 1610 - 1610S - 1620 - 1620S - 1630 - 1630S
1700 - 1700S - 1720 - 1720S - 1740S - 1760S

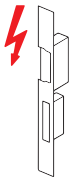

Sostituisce cod. 03076XEL
Replaces cod. 03076XEL

Per profili tipo - For profiles type
All.co 5 Sormonto

COD.	Materiale - *Material*	kg		
03046XEL	Acciaio inox - *Stainless steel*	0,135	10	-

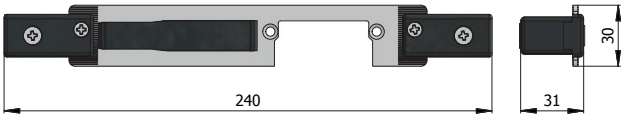

Regolazione orizzontale e verticale
Horizontal and vertical adjustment

Reversibile - Reversible

Per serrature serie - For locks series

1260 - 1270 - 1280
1300
1400 - 1410
1500
1660 - 1670 - 1680
327 - 330 - 332 - 337 - 338 - 350 - 351 - 352 - 357 - 358
4330 - 4338 - 4350 - 4400 - 4410 - 4530
530 - 540

Per profili tipo - For profiles type
All.co 5 Sormonto

COD.	Materiale - *Material*	kg		
03096XEL	Acciaio inox - *Stainless steel*	0,130	10	-

Sganciamento permanente con fermo a giorno - Hold-open with mechanical unlatching

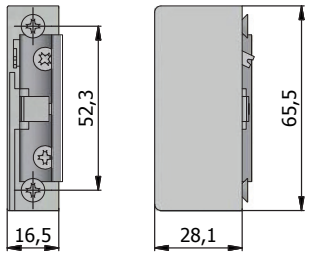

Reversibile, radiale, regolabile - Reversible, radial, adjustable

FUNZIONAMENTO: l'incontro elettrico si sgancia con un singolo impulso elettrico predisponendosi all'apertura; si bloccherà nuovamente solo aprendo e chiudendo la porta - Funzione di rilascio meccanico (fermo a giorno).

WORKING: The electric strike opens with a single electrical impulse; it remains in open position until the closing of the door - Provided with mechanical release function.

Per incontri elettrici serie - For electric striking plates series *60

COD.	Voltaggio - *Voltage*	kg		
060	9 ÷ 16 V a.c./d.c.	0,150	1	10

Sganciamento momentaneo con fermo a giorno - Fail-secure with mechanical unlatching

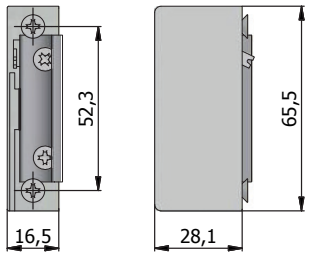

Reversibile, radiale, regolabile - Reversible, radial, adjustable

FUNZIONAMENTO: l'incontro elettrico si sgancia solamente mentre riceve l'impulso - Funzione di rilascio meccanico (fermo a giorno).

WORKING: The electric strike is locked when unenergized - Provided with mechanical release function.

Per incontri elettrici serie - For electric striking plates series *61

COD.	Voltaggio - *Voltage*	kg		
061	9 ÷ 16 V a.c./d.c.	0,150	1	10

Sganciamento permanente senza fermo a giorno - Hold-open without mechanical unlatching

NEW

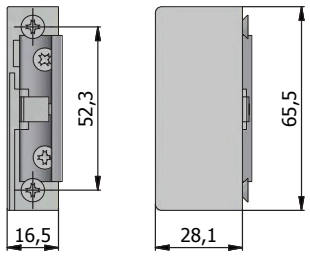

Reversibile, radiale, regolabile - Reversible, radial, adjustable

FUNZIONAMENTO: l'incontro elettrico si sgancia con un singolo impulso elettrico predisponendosi all'apertura; si bloccherà nuovamente solo aprendo e chiudendo la porta.

WORKING: The electric strike opens with a single electrical impulse; it remains in open position until the closing of the door.

Per incontri elettrici serie - For electric striking plates series *63

COD.	Voltaggio - *Voltage*	kg		
063	9 ÷ 16 V a.c./d.c.	0,150	1	10

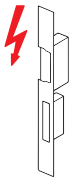

Antipanico - Fail-safe

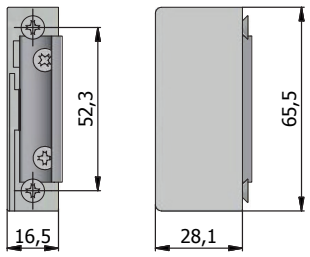

Reversibile, radiale, regolabile
Reversible, radial, adjustable

FUNZIONAMENTO: l'incontro elettrico rimane chiuso quando è alimentato da corrente elettrica. In mancanza di corrente l'incontro elettrico resta in posizione di "aperto".

WORKING: The electric strike remains in closed position while the coil is selected. When the electric current is stopped, the electric strike remains in open position.

Per incontri elettrici serie - For electric striking plates series *72

COD.	Voltaggio - *Voltage*	kg		
072	12 V d.c.	0,150	1	10

Contropiastre piane
Flat striking plates ..... pag. 318

Contropiastre in nylon
Nylon striking plates ..... pag. 325

Contropiastre in metallo
Metal striking plates ..... pag. 348

Contropiastre regolabili in acciaio inox
Stainless steel adjustable striking plates ..... pag. 366


LOMEO
INOX



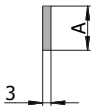

Per serrature serie - For locks series

1770 - 1775
370 - 375 - 378
770 - 775 - 778 - 782
870 - 875 - 878 - 882

COD.	A	Materiale - *Material*	kg		
01611 A	16	Acciaio cromato - *Chrome-plated steel*	0,033	50	-
02211 A	22	Acciaio cromato - *Chrome-plated steel*	0,054	50	-

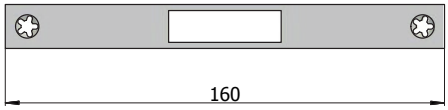

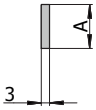

Per serrature serie - For locks series

1771 - 1777 - 1780 - 1781 - 1785
371 - 377 - 380 - 381 - 385 - 388 - 390 - 391 - 395
771 - 777 - 780 - 781 - 785 - 788 - 790 - 791 - 795
871 - 877 - 880 - 881 - 885 - 888 - 890 - 891 - 895
990 - 991 - 995

COD.	A	Materiale - *Material*	kg		
01613 A	16	Acciaio cromato - *Chrome-plated steel*	0,046	50	-
02213 A	22	Acciaio cromato - *Chrome-plated steel*	0,067	50	-

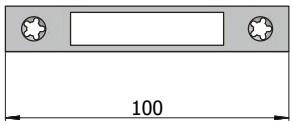

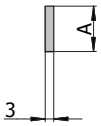

Per serrature serie - For locks series

1301
334 - 335 - 339 - 354 - 355 - 359
4335 - 4339 - 4355 - 4531
531 - 541

COD.	A	Materiale - *Material*	kg		
01614 A	16	Acciaio cromato - *Chrome-plated steel*	0,021	50	-
02214 A	22	Acciaio cromato - *Chrome-plated steel*	0,034	50	-

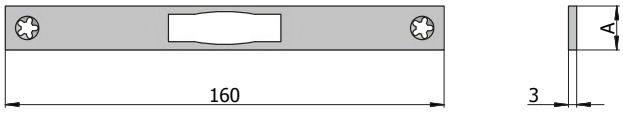

Per serrature serie - For locks series
345

COD.	A	Materiale - *Material*	kg		
01615 A	16	Acciaio cromato - *Chrome-plated steel*	0,046	50	-
02215 A	22	Acciaio cromato - *Chrome-plated steel*	0,048	50	-

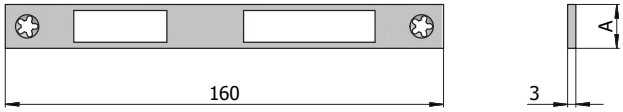

Per serrature serie - For locks series
1300 - 1305
328 - 330 - 332 - 338 - 348 - 350 - 352 - 358
4328 - 4330 - 4338 - 4350 - 4530 - 4535
530 - 535 - 540 - 545

COD.	A	Materiale - *Material*	kg		
01616 A	16	Acciaio cromato - *Chrome-plated steel*	0,036	50	-
02216 A	22	Acciaio cromato - *Chrome-plated steel*	0,048	50	-

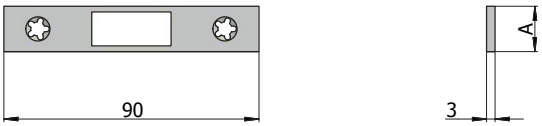

Per serrature serie - For locks series
1776
327 - 337 - 351 - 356 - 357
376 - 386 - 396 - 399
4356
776 - 786 - 796 - 799
899
999

COD.	A	Materiale - *Material*	kg		
01619 A	16	Acciaio cromato - *Chrome-plated steel*	0,024	50	-
02219 A	22	Acciaio cromato - *Chrome-plated steel*	0,038	50	-

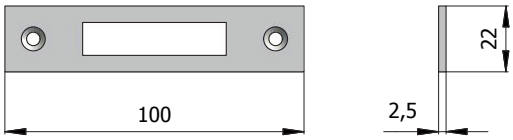

Per serrature serie - For locks series
4621/F20

COD.	Materiale - *Material*	kg		
02014 A	Acciaio nichelato - *Nickel - plated steel*	0,029	50	-

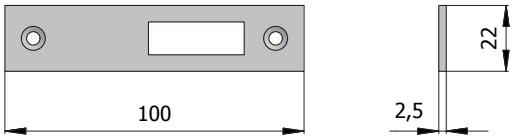

Per serrature serie - For locks series
4626/F20

COD.	Materiale - *Material*	kg		
02019 A	Acciaio nichelato - *Nickel - plated steel*	0,032	50	-

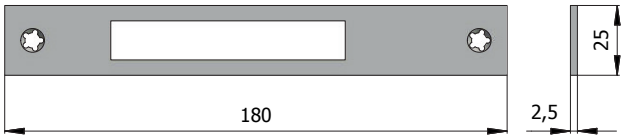

Per serrature serie - For locks series
11140 - 11141 - 11145 - 11170 - 11171 - 11175
1940 - 1941 - 1945 - 1970 - 1971 - 1975
41140 - 41141 - 41145 - 41170 - 41171 - 41175
4940 - 4941 - 4945 - 4970 - 4971 - 4975
5930 - 5931 - 5935 - 5938 - 5940 - 5941 - 5945 - 5948
5950 - 5951 - 5960 - 5961 - 5965 - 5968 - 5970 - 5971
5975 - 5978 - 5980 - 5981

COD.	Materiale - *Material*	kg		
02521 X	Acciaio inox - *Stainless steel*	0,062	50	-

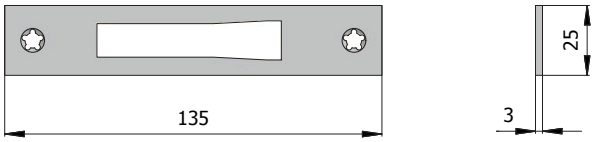

Per serrature serie - For locks series

1261 - 1266 - 1271 - 1276 - 1281 - 1286
1401 - 1406 - 1411 - 1416 - 1473 - 1491 - 1496
1501 - 1506 - 1531 - 1541
1661 - 1666 - 1671 - 1676 - 1681 - 1686
4401 - 4406 - 4411 - 4416 - 4473 - 4491 - 4496

Per deviatori serie - For deviators series

0661 - 0662

Per deviatori multipunto catenaccio basculante
For deviators of multi-point locks with tipping dead bolt

COD.	Materiale - *Material*	kg		
02524 L	Alluminio - *Aluminium*	0,021	50	-

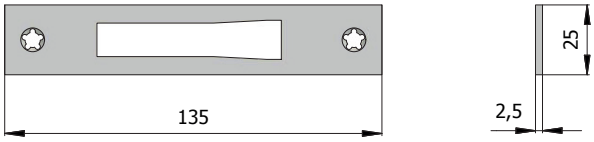

Per serrature serie - For locks series

1261 - 1266 - 1271 - 1276 - 1281 - 1286
1401 - 1406 - 1411 - 1416 - 1473 - 1491 - 1496
1501 - 1506 - 1531 - 1541
1661 - 1666 - 1671 - 1676 - 1681 - 1686
4401 - 4406 - 4411 - 4416 - 4473 - 4491 - 4496

Per deviatori serie - For deviators series

0661 - 0662

Per deviatori multipunto catenaccio basculante
For deviators of multi-point locks with tipping dead bolt

COD.	Materiale - *Material*	kg		
02524 X	Acciaio inox - *Stainless steel*	0,046	50	-

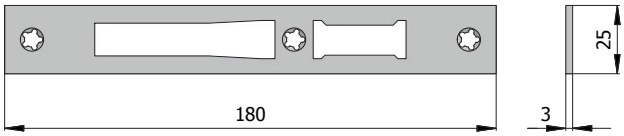

Per serrature serie - For locks series

1260 - 1265 - 1267 - 1270 - 1275 - 1277 - 1280 - 1285 - 1287
1300 - 1305
1400 - 1405 - 1408Q - 1409Q - 1410 - 1415 - 1418Q
1490 - 1495
1500 - 1505 - 1508Q
1660 - 1665 - 1667 - 1670 - 1675 - 1677 - 1680 - 1685 - 1687
4400 - 4405 - 4408Q - 4409Q - 4410 - 4415 - 4418Q
4490 - 4495

COD.	Materiale - *Material*	kg		
02526 L	Alluminio - *Aluminium*	0,026	50	-

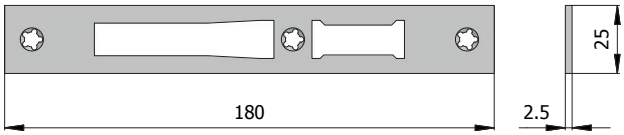

Per serrature serie - For locks series

1260 - 1265 - 1267 - 1270 - 1275 - 1277 - 1280 - 1285 - 1287
1300 - 1305
1400 - 1405 - 1408Q - 1409Q - 1410 - 1415 - 1418Q
1490 - 1495
1500 - 1505 - 1508Q
1660 - 1665 - 1667 - 1670 - 1675 - 1677 - 1680 - 1685 - 1687
4400 - 4405 - 4408Q - 4409Q - 4410 - 4415 - 4418Q
4490 - 4495

COD.	Materiale - *Material*	kg		
02526 X	Acciaio inox - *Stainless steel*	0,060	50	-

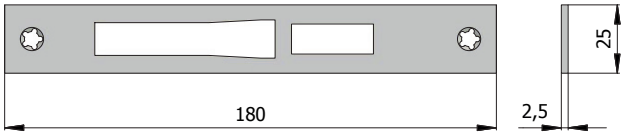

Per serrature serie - For locks series

1268 - 1278 - 1288
1408 - 1409 - 1418
1508
1668 - 1678 - 1688
4408 - 4409 - 4418

COD.	Materiale - *Material*	kg		
02528 X	Acciaio inox - *Stainless steel*	0,064	50	-

NEW

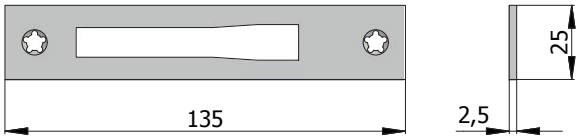

Per serrature serie - For locks series

1401S - 1411S
1501S
1601 - 1601S - 1611 - 1611S - 1621 - 1621S - 1631 - 1631S
1701 - 1701S - 1721 - 1721S - 1741S - 1761S

Per deviatori serie - For deviators series

0661S - 0761 - 0761S

Per deviatori serrature multipunto ad ingranaggi e con cassa da 15 mm (tranne serie 1740S - 1760S)

For deviators of vertical multi-point locks with gear mechanism movements and with 15 mm lockcase (but series 1740S - 1760S)

Sostituisce cod. 02574 X
Replaces cod. 02574 X

COD.	Materiale - *Material*	kg		
02544 X	Acciaio inox - *Stainless steel*	0,051	50	-

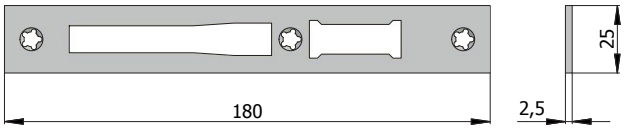

NEW

Per serrature serie - For locks series

1400S - 1405S - 1410S - 1415S
1500S - 1505S
1600 - 1600S - 1605 - 1605S - 1610 - 1610S - 1615 - 1615S
1620 - 1620S - 1625 - 1625S - 1630 - 1630S - 1635 - 1635S
1700 - 1700S - 1705 - 1705S - 1720 - 1720S - 1725 - 1725S
1740S - 1745S - 1760S - 1765S

Sostituisce cod. 02576 X
Replaces cod. 02576 X

COD.	Materiale - *Material*	kg		
02546 X	Acciaio inox - *Stainless steel*	0,065	50	-

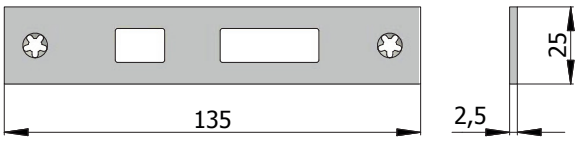

NEW

Per deviatori serie - For deviators series

0766S

Per deviatori multipunto serie - For multipoint deviators series

1740S - 1760S

COD.	Materiale - *Material*	kg		
02549 X	Acciaio inox - *Stainless steel*	0,051	50	-

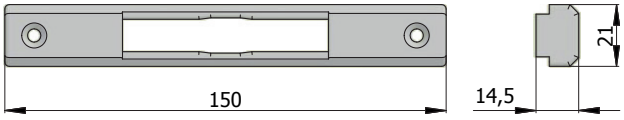

Per serrature serie - For locks series

1301
1770 - 1771 - 1777 - 1780 - 1781 - 1785
327 - 334 - 335 - 337 - 339 - 351 - 354 - 355 - 357 - 359
370 - 371 - 377 - 378 - 380 - 381 - 385 - 388
390 - 391 - 395 - 399
4335 - 4339 - 4355 - 4531
531 - 541
770 - 771 - 777 - 778 - 780 - 781 - 782 - 785 - 788
790 - 791 - 795 - 799
870 - 871 - 877 - 878 - 880 - 881 - 882 - 885 - 888
890 - 891 - 895 - 899
990 - 991 - 995 - 999

Ad esaurimento - sostituito da 02181 L
End of line - replaced by 02181 L

Per profili tipo - For profiles type
All.co 5

COD.	Materiale - *Material*	kg		
02181 N	Nylon nero - *Black nylon*	0,024	20	-



Per serrature serie - For locks series

330 - 332 - 338 - 350 - 352 - 358
4330 - 4338 - 4350 - 4530
530 - 540

Ad esaurimento - sostituito da 02198 L
End of line - replaced by 02198 L

Per profili tipo - For profiles type
All.co 5

COD.	Materiale - *Material*	kg		
02186 N	Nylon nero - *Black nylon*	0,022	20	-

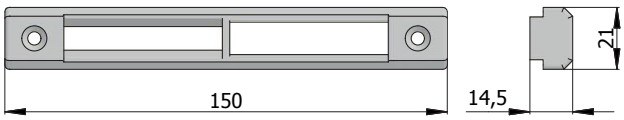

Per serrature serie - For locks series

1775
320 - 322 - 328 - 340 - 342 - 345 - 348
375
4320 - 4328 - 4340 - 4535
535 - 545
775
875

Ad esaurimento
End of line

Per profili tipo - For profiles type
All.co 5

COD.	Materiale - *Material*	kg		
02187 N	Nylon nero - *Black nylon*	0,023	20	-

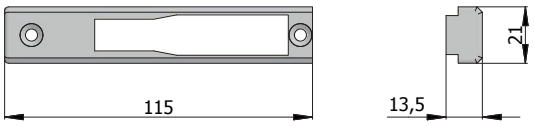

Per serrature serie - For locks series
11141 - 11171
1261 - 1271 - 1281
1401 - 1401S - 1411 - 1411S
1501 - 1501S - 1661 - 1671 - 1681
1941 - 1971
41141 - 41171
4401 - 4411
4941 - 4971
5931 - 5941 - 5948 - 5951 - 5961 - 5971 - 5978 - 5981

Per deviatori serie - For deviators serie
0661 - 0661S - 0662

Per deviatori multipunto catenaccio basculante
For deviators of multi-point locks with tipping dead bolt

Ad esaurimento - sostituito da 02194 L
End of line - replaced by 02194 L

COD.	Materiale - *Material*	kg		
02194 N	Nylon nero - *Black nylon*	0,015	20	-

Per profili tipo - For profiles type
All.co 5

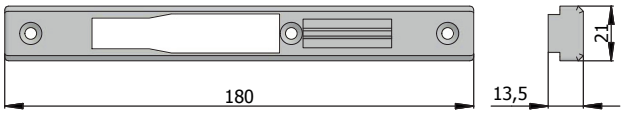

Per serrature serie - For locks series
1260 - 1265 - 1267 - 1270 - 1275 - 1277 - 1280 - 1285 - 1287
1300 - 1305
1400 - 1400S - 1405 - 1405S - 1408Q - 1409Q - 1410 - 1410S - 1415 - 1415S - 1418Q
1500 - 1500S - 1505 - 1505S - 1508Q
1660 - 1665 - 1667 - 1670 - 1675 - 1677 - 1680 - 1685 - 1687
4400 - 4405 - 4408Q - 4409Q - 4410 - 4415 - 4418Q
5930 - 5935 - 5960 - 5965

Ad esaurimento - sostituito da 02196 L
End of line - replaced by 02196 L

COD.	Materiale - *Material*	kg		
02196 N	Nylon nero - *Black nylon*	0,022	20	-

Per profili tipo - For profiles type
All.co 5

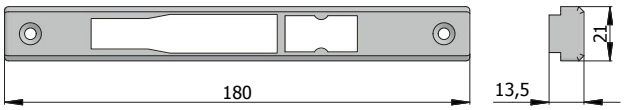

Per serrature serie - For locks series
11140 - 11145 - 11170 - 11175
1268 - 1278 - 1288
1408 - 1409 - 1418
1508
1668 - 1678 - 1688
1940 - 1945 - 1970 - 1975
41140 - 41145 - 41170 - 41175
4408 - 4409 - 4418
4940 - 4945 - 4970 - 4975
5938 - 5940 - 5945 - 5950 - 5968 - 5970 - 5975 - 5980

Ad esaurimento - sostituito da 02198 L
End of line - replaced by 02198 L

COD.	Materiale - *Material*	kg		
02198 N	Nylon nero - *Black nylon*	0,024	20	-

Per profili tipo - For profiles type
All.co 5

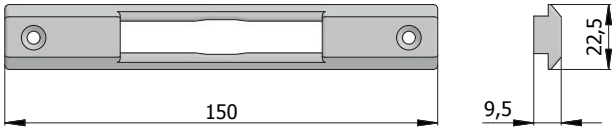

Per serrature serie - For locks series

1301
1770 - 1771 - 1777 - 1780 - 1781 - 1785
327 - 334 - 335 - 337 - 339 - 351 - 354 - 355 - 357 - 359
370 - 371 - 377 - 378 - 380 - 381 - 385 - 388
390 - 391 - 395 - 399
4335 - 4339 - 4355 - 4531
531 - 541
770 - 771 - 777 - 778 - 780 - 781 - 782 - 785 - 788
790 - 791 - 795 - 799
870 - 871 - 877 - 878 - 880 - 881 - 882 - 885 - 888
890 - 891 - 895 - 899
990 - 991 - 995 - 999

Per profili tipo - For profiles type
Domal stopper PG Finestra
NC 45 Int. Finestra

COD.	Materiale - *Material*	kg		
02381 N	Nylon nero - *Black nylon*	0,011	20	-

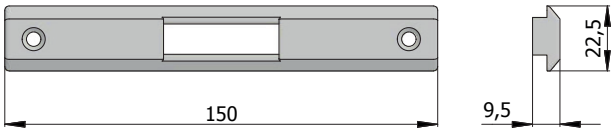

Per serrature serie - For locks series

1301
1771 - 1777
327 - 337 - 351 - 357
371 - 377 - 380 - 381 - 385 - 388 - 390 - 391 - 395 - 399
771 - 777 - 780 - 781 - 785 - 788 - 790 - 791 - 795 - 799
871 - 877 - 880 - 881 - 885 - 888 - 890 - 891 - 895 - 899
990 - 991 - 995 - 999

Per profili tipo - For profiles type
Domal stopper PG Finestra
NC 45 Int. Finestra

COD.	Materiale - *Material*	kg		
02383 N	Nylon nero - *Black nylon*	0,014	20	-

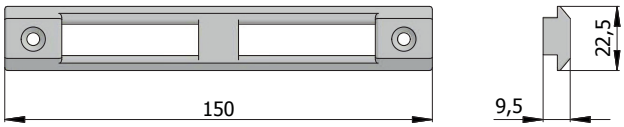

Per serrature serie - For locks series

330 - 332 - 338 - 350 - 352 - 358
4330 - 4338 - 4350 - 4530
530 - 540

Per profili tipo - For profiles type
Domal stopper PG Finestra
NC 45 Int. Finestra

COD.	Materiale - *Material*	kg		
02386 N	Nylon nero - *Black nylon*	0,011	20	-

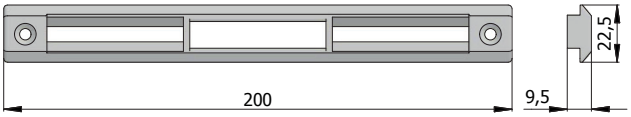

Per serrature serie - For locks series

1775
320 - 322 - 328 - 340 - 342 - 345 - 348
375
4320 - 4328 - 4340 - 4535
535 - 545
775
875

Per profili tipo - For profiles type
Domal stopper PG Finestra
NC 45 Int. Finestra

Ad esaurimento
End of line

COD.	Materiale - *Material*	kg		
02387 N	Nylon nero - *Black nylon*	0,015	20	-

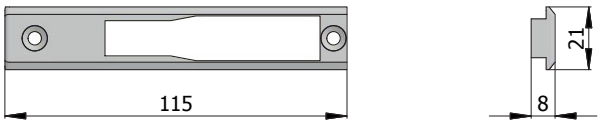

Per serrature serie - For locks series
11141 - 11171
1261 - 1271 - 1281
1401 - 1401S - 1411 - 1411S
1501 - 1501S - 1661 - 1671 - 1681
1941 - 1971
41141 - 41171
4401 - 4411
4941 - 4971
5931 - 5941 - 5948 - 5951 - 5961 - 5971 - 5978 - 5981

Per deviatori serie - For deviators serie
0661 - 0661S - 0662

Per deviatori multipunto catenaccio basculante
For deviators of multi-point locks with tipping dead bolt

Per profili tipo - For profiles type
Domal stopper PG Finestra
NC 45 Int. Finestra

COD.	Materiale - *Material*	kg		
02394 N	Nylon nero - *Black nylon*	0,008	20	-

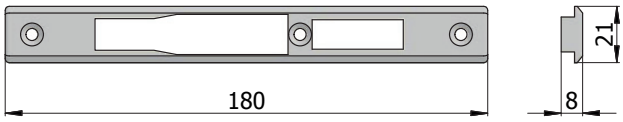

Per serrature serie - For locks series
1260 - 1265 - 1267 - 1270 - 1275 - 1277 - 1280 - 1285 - 1287
1300 - 1305
1400 - 1400S - 1405 - 1405S - 1408Q - 1409Q - 1410 - 1410S - 1415 - 1415S - 1418Q
1500 - 1500S - 1505 - 1505S - 1508Q
1660 - 1665 - 1667 - 1670 - 1675 - 1677 - 1680 - 1685 - 1687
4400 - 4405 - 4408Q - 4409Q - 4410 - 4415 - 4418Q
5930 - 5935 - 5960 - 5965

Per profili tipo - For profiles type
Domal stopper PG Finestra
NC 45 Int. Finestra

COD.	Materiale - *Material*	kg		
02396 N	Nylon nero - *Black nylon*	0,008	20	-

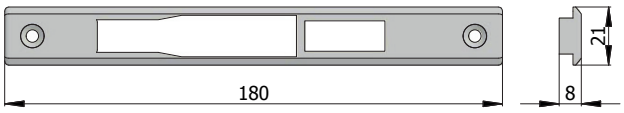

Per serrature serie - For locks series

11140 - 11145 - 11170 - 11175
1268 - 1278 - 1288
1408 - 1409 - 1418
1508
1668 - 1678 - 1688
1940 - 1945 - 1970 - 1975
41140 - 41145 - 41170 - 41175
4408 - 4409 - 4418
4940 - 4945 - 4970 - 4975
5938 - 5940 - 5945 - 5950 - 5968 - 5970 - 5975 - 5980

Ad esaurimento - sostituito da 02398 L
End of line - replaced by 02398 L

Per profili tipo - For profiles type
Domal stopper PG Finestra
NC 45 Int. Finestra

COD.	Materiale - *Material*	kg		
02398 N	Nylon nero - *Black nylon*	0,008	20	-

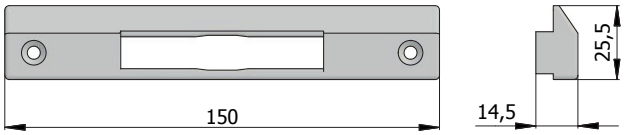

Per serrature serie - For locks series

1301
1770 - 1771 - 1777 - 1780 - 1781 - 1785
327 - 334 - 335 - 337 - 339 - 351 - 354 - 355 - 357 - 359
370 - 371 - 377 - 378 - 380 - 381 - 385 - 388
390 - 391 - 395 - 399
4335 - 4339 - 4355 - 4531
531 - 541
770 - 771 - 777 - 778 - 780 - 781 - 782 - 785 - 788
790 - 791 - 795 - 799
870 - 871 - 877 - 878 - 880 - 881 - 882 - 885 - 888
890 - 891 - 895 - 899
990 - 991 - 995 - 999

Ad esaurimento
End of line

Per profili tipo - For profiles type
Alphetta 445

COD.	Materiale - *Material*	kg		
02481 N	Nylon nero - *Black nylon*	0,021	20	-

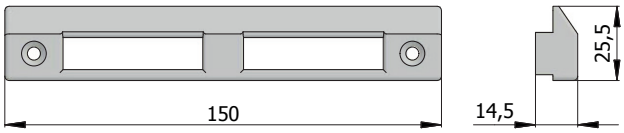

Per serrature serie - For locks series

330 - 332 - 338 - 350 - 352 - 358
4330 - 4338 - 4350 - 4530
530 - 540

Ad esaurimento
End of line

Per profili tipo - For profiles type
Alphetta 445

COD.	Materiale - *Material*	kg		
02486 N	Nylon nero - *Black nylon*	0,023	20	-

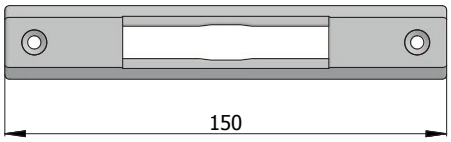

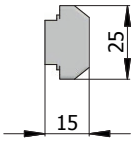

Per serrature serie - For locks series

1301
1770 - 1771 - 1777 - 1780 - 1781 - 1785
327 - 334 - 335 - 337 - 339 - 351 - 354 - 355 - 357 - 359
370 - 371 - 377 - 378 - 380 - 381 - 385 - 388
390 - 391 - 395 - 399
4335 - 4339 - 4355 - 4531
531 - 541
770 - 771 - 777 - 778 - 780 - 781 - 782 - 785 - 788
790 - 791 - 795 - 799
870 - 871 - 877 - 878 - 880 - 881 - 882 - 885 - 888
890 - 891 - 895 - 899
990 - 991 - 995 - 999

Ad esaurimento
End of line

Per profili tipo - For profiles type
Alpha 255
ALU.K N 53 Complanare

COD.	Materiale - *Material*	kg		
02581 N	Nylon nero - *Black nylon*	0,026	20	-

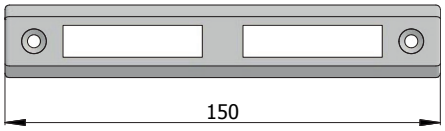

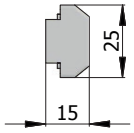

Per serrature serie - For locks series

330 - 332 - 338 - 350 - 352 - 358
4330 - 4338 - 4350 - 4530
530 - 540

Ad esaurimento
End of line

Per profili tipo - For profiles type
Alpha 255
ALU.K N 53 Complanare

COD.	Materiale - *Material*	kg		
02586 N	Nylon nero - *Black nylon*	0,025	20	-

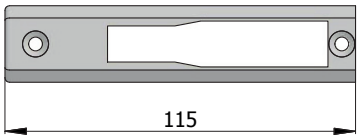

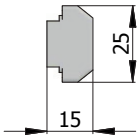

Per serrature serie - For locks series
11141 - 11171
1261 - 1271 - 1281
1401 - 1401S - 1411 - 1411S
1501 - 1501S - 1661 - 1671 - 1681
1941 - 1971
41141 - 41171
4401 - 4411
4941 - 4971
5931 - 5941 - 5948 - 5951 - 5961 - 5971 - 5978 - 5981

Per deviatori serie - For deviators serie
0661 - 0661S - 0662

Per deviatori multipunto catenaccio basculante
For deviators of multi-point locks with tipping dead bolt

Ad esaurimento
End of line

Per profili tipo - For profiles type
Alpha 255
ALU.K N 53 Complanare

COD.	Materiale - *Material*	kg		
02594 N	Nylon nero - *Black nylon*	0,018	20	-

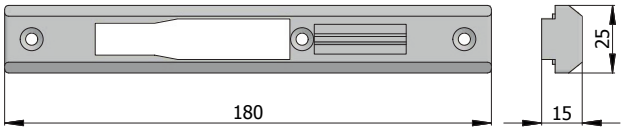

Per serrature serie - For locks series

1260 - 1265 - 1267 - 1270 - 1275 - 1277 - 1280 - 1285 - 1287
1300 - 1305
1400 - 1400S - 1405 - 1405S - 1408Q - 1409Q - 1410 - 1410S - 1415 - 1415S - 1418Q
1500 - 1500S - 1505 - 1505S - 1508Q
1660 - 1665 - 1667 - 1670 - 1675 - 1677 - 1680 - 1685 - 1687
4400 - 4405 - 4408Q - 4409Q - 4410 - 4415 - 4418Q
5930 - 5935 - 5960 - 5965

Per profili tipo - For profiles type

Alpha 255
ALU.K N 53 Complanare

Ad esaurimento
End of line

COD.	Materiale - *Material*	kg		
02596 N	Nylon nero - *Black nylon*	0,027	20	-

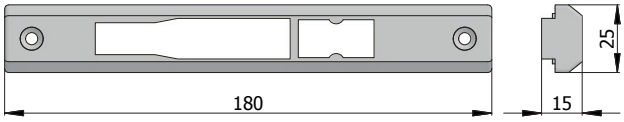

Per serrature serie - For locks series

11140 - 11145 - 11170 - 11175
1268 - 1278 - 1288
1408 - 1409 - 1418
1508
1668 - 1678 - 1688
1940 - 1945 - 1970 - 1975
41140 - 41145 - 41170 - 41175
4408 - 4409 - 4418
4940 - 4945 - 4970 - 4975
5938 - 5940 - 5945 - 5950 - 5968 - 5970 - 5975 - 5980

Per profili tipo - For profiles type

Alpha 255
ALU.K N 53 Complanare

Ad esaurimento
End of line

COD.	Materiale - *Material*	kg		
02598 N	Nylon nero - *Black nylon*	0,026	20	-

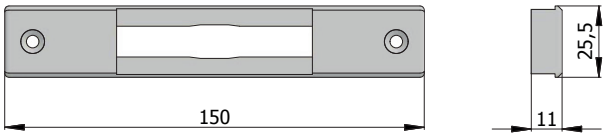

Per serrature serie - For locks series

1301
1770 - 1771 - 1777 - 1780 - 1781 - 1785
327 - 334 - 335 - 337 - 339 - 351 - 354 - 355 - 357 - 359
370 - 371 - 377 - 378 - 380 - 381 - 385 - 388
390 - 391 - 395 - 399
4335 - 4339 - 4355 - 4531
531 - 541
770 - 771 - 777 - 778 - 780 - 781 - 782 - 785 - 788
790 - 791 - 795 - 799
870 - 871 - 877 - 878 - 880 - 881 - 882 - 885 - 888
890 - 891 - 895 - 899
990 - 991 - 995 - 999

Per profili tipo - For profiles type

Domal stopper PG Porta
NC 45 Int. Porta

Ad esaurimento - sostituito da 02681 L
End of line - replaced by 02681 L

COD.	Materiale - *Material*	kg		
02681 N	Nylon nero - *Black nylon*	0,018	20	-

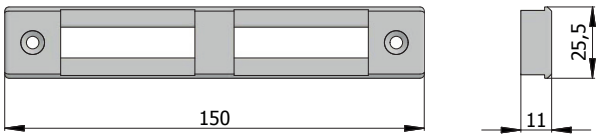

Per serrature serie - For locks series

330 - 332 - 338 - 350 - 352 - 358
4330 - 4338 - 4350 - 4530
530 - 540

Ad esaurimento - sostituito da 02686 L
End of line - replaced by 02686 L

Per profili tipo - For profiles type

Domal stopper PG Porta
NC 45 Int. Porta

COD.	Materiale - *Material*	kg		
02686 N	Nylon nero - *Black nylon*	0,018	20	-

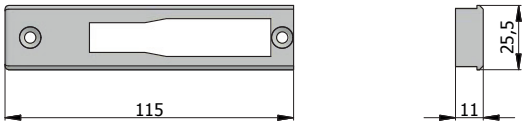

Per serrature serie - For locks series

11141 - 11171
1261 - 1271 - 1281
1401 - 1401S - 1411 - 1411S
1501 - 1501S - 1661 - 1671 - 1681
1941 - 1971
41141 - 41171
4401 - 4411
4941 - 4971
5931 - 5941 - 5948 - 5951 - 5961 - 5971 - 5978 - 5981

Per deviatori serie - For deviators serie
0661 - 0661S - 0662

Per deviatori multipunto catenaccio basculante
For deviators of multi-point locks with tipping dead bolt

Ad esaurimento - sostituito da 02694 L
End of line - replaced by 02694 L

Per profili tipo - For profiles type

Domal stopper PG Porta
NC 45 Int. Porta

COD.	Materiale - *Material*	kg		
02694 N	Nylon nero - *Black nylon*	0,011	20	-

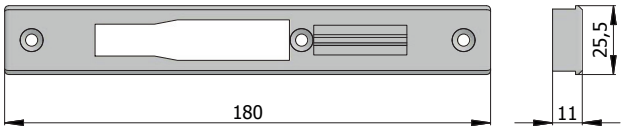

Per serrature serie - For locks series

1260 - 1265 - 1267 - 1270 - 1275 - 1277 - 1280 - 1285 - 1287
1300 - 1305
1400 - 1400S - 1405 - 1405S - 1408Q - 1409Q - 1410 - 1410S - 1415 - 1415S - 1418Q
1500 - 1500S - 1505 - 1505S - 1508Q
1660 - 1665 - 1667 - 1670 - 1675 - 1677 - 1680 - 1685 - 1687
4400 - 4405 - 4408Q - 4409Q - 4410 - 4415 - 4418Q
5930 - 5935 - 5960 - 5965

Ad esaurimento - sostituito da 02696 L
End of line - replaced by 02696 L

Per profili tipo - For profiles type

Domal stopper PG Porta
NC 45 Int. Porta

COD.	Materiale - *Material*	kg		
02696 N	Nylon nero - *Black nylon*	0,019	20	-

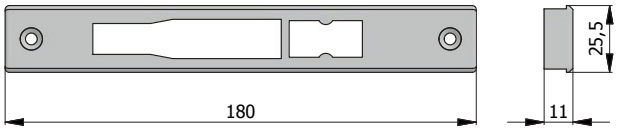

Per serrature serie - For locks series

11140 - 11145 - 11170 - 11175
1268 - 1278 - 1288
1408 - 1409 - 1418
1508
1668 - 1678 - 1688
1940 - 1945 - 1970 - 1975
41140 - 41145 - 41170 - 41175
4408 - 4409 - 4418
4940 - 4945 - 4970 - 4975
5938 - 5940 - 5945 - 5950 - 5968 - 5970 - 5975 - 5980

Ad esaurimento - sostituito da 02698 L
End of line - replaced by 02698 L

Per profili tipo - For profiles type
Domal stopper PG Porta
NC 45 Int. Porta

COD.	Materiale - *Material*	kg		
02698 N	Nylon nero - *Black nylon*	0,018	20	-

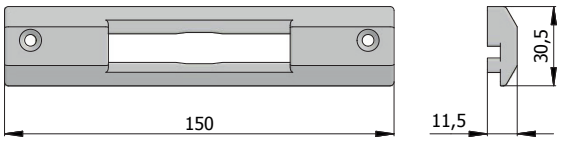

Per serrature serie - For locks series

1301
1770 - 1771 - 1777 - 1780 - 1781 - 1785
327 - 334 - 335 - 337 - 339 - 351 - 354 - 355 - 357 - 359
370 - 371 - 377 - 378 - 380 - 381 - 385 - 388
390 - 391 - 395 - 399
4335 - 4339 - 4355 - 4531
531 - 541
770 - 771 - 777 - 778 - 780 - 781 - 782 - 785 - 788
790 - 791 - 795 - 799
870 - 871 - 877 - 878 - 880 - 881 - 882 - 885 - 888
890 - 891 - 895 - 899
990 - 991 - 995 - 999

Per profili tipo - For profiles type
R 40, R 50

COD.	Materiale - *Material*	kg		
02881 N	Nylon nero - *Black nylon*	0,024	20	-

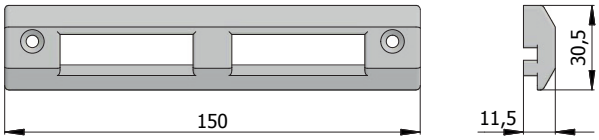

Per serrature serie - For locks series

330 - 332 - 338 - 350 - 352 - 358
4330 - 4338 - 4350 - 4530
530 - 540

Per profili tipo - For profiles type
R 40, R50

COD.	Materiale - *Material*	kg		
02886 N	Nylon nero - *Black nylon*	0,024	20	-

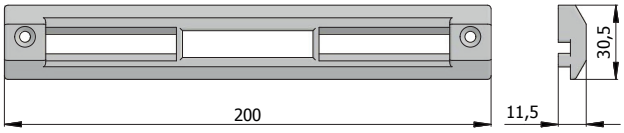

Per serrature serie - For locks series

1775
320 - 322 - 328 - 340 - 342 - 345 - 348
375
4320 - 4328 - 4340 - 4535
535 - 545
775
875

Ad esaurimento
End of line

Per profili tipo - For profiles type
R40, R 50

COD.	Materiale - *Material*	kg		
02887 N	Nylon nero - *Black nylon*	0,032	20	-

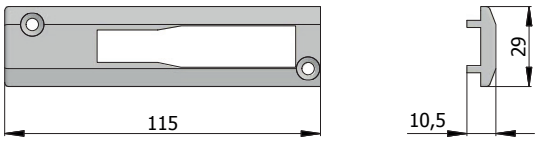

Per serrature serie - For locks series
11141 - 11171
1261 - 1271 - 1281
1401 - 1401S - 1411 - 1411S
1501 - 1501S - 1661 - 1671 - 1681
1941 - 1971
41141 - 41171
4401 - 4411
4941 - 4971
5931 - 5941 - 5948 - 5951 - 5961 - 5971 - 5978 - 5981

Per deviatori serie - For deviators serie
0661 - 0661S - 0662

Per deviatori multipunto catenaccio basculante
For deviators of multi-point locks with tipping dead bolt

Per profili tipo - For profiles type
R40, R 50

COD.	Materiale - *Material*	kg		
02894 N	Nylon nero - *Black nylon*	0,013	20	-

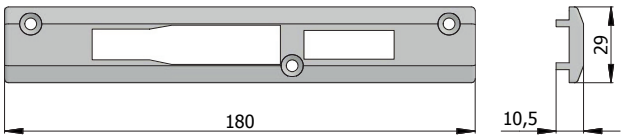

Per serrature serie - For locks series
1260 - 1265 - 1267 - 1270 - 1275 - 1277 - 1280 - 1285 - 1287
1300 - 1305
1400 - 1400S - 1405 - 1405S - 1408Q - 1409Q - 1410 - 1410S - 1415 - 1415S - 1418Q
1500 - 1500S - 1505 - 1505S - 1508Q
1660 - 1665 - 1667 - 1670 - 1675 - 1677 - 1680 - 1685 - 1687
4400 - 4405 - 4408Q - 4409Q - 4410 - 4415 - 4418Q
5930 - 5935 - 5960 - 5965

Per profili tipo - For profiles type
R40, R 50

COD.	Materiale - *Material*	kg		
02896 N	Nylon nero - *Black nylon*	0,019	20	-

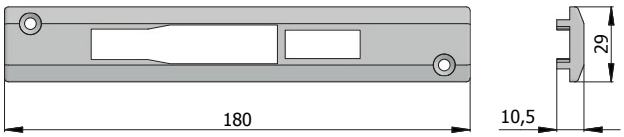

Per serrature serie - For locks series

11140 - 11145 - 11170 - 11175
1268 - 1278 - 1288
1408 - 1409 - 1418
1508
1668 - 1678 - 1688
1940 - 1945 - 1970 - 1975
41140 - 41145 - 41170 - 41175
4408 - 4409 - 4418
4940 - 4945 - 4970 - 4975
5938 - 5940 - 5945 - 5950 - 5968 - 5970 - 5975 - 5980

Per profili tipo - For profiles type
R 40, R 50

COD.	Materiale - *Material*	kg		
02898 N	Nylon nero - *Black nylon*	0,021	20	-

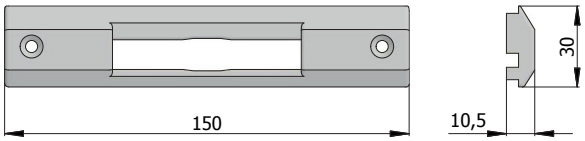

Per serrature serie - For locks series

1301
1770 - 1771 - 1777 - 1780 - 1781 - 1785
327 - 334 - 335 - 337 - 339 - 351 - 354 - 355 - 357 - 359
370 - 371 - 377 - 378 - 380 - 381 - 385 - 388
390 - 391 - 395 - 399
4335 - 4339 - 4355 - 4531
531 - 541
770 - 771 - 777 - 778 - 780 - 781 - 782 - 785 - 788
790 - 791 - 795 - 799
870 - 871 - 877 - 878 - 880 - 881 - 882 - 885 - 888
890 - 891 - 895 - 899
990 - 991 - 995 - 999

Per profili tipo - For profiles type
Nuovo NC 40 Sormonto 1 anta

COD.	Materiale - *Material*	kg		
02981 N	Nylon nero - *Black nylon*	0,019	20	-

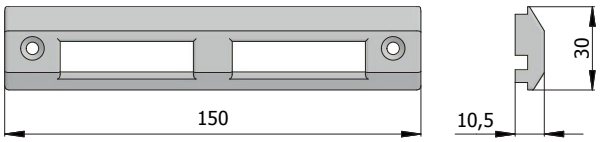

Per serrature serie - For locks series

330 - 332 - 338 - 350 - 352 - 358
4330 - 4338 - 4350 - 4530
530 - 540

Per profili tipo - For profiles type
Nuovo NC 40 Sormonto 1 anta

COD.	Materiale - *Material*	kg		
02986 N	Nylon nero - *Black nylon*	0,018	20	-

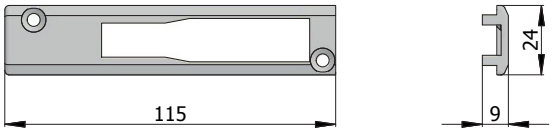

Per serrature serie - For locks series
11141 - 11171
1261 - 1271 - 1281
1401 - 1401S - 1411 - 1411S
1501 - 1501S - 1661 - 1671 - 1681
1941 - 1971
41141 - 41171
4401 - 4411
4941 - 4971
5931 - 5941 - 5948 - 5951 - 5961 - 5971 - 5978 - 5981

Per deviatori serie - For deviators serie
0661 - 0661S - 0662

Per deviatori multipunto catenaccio basculante
For deviators of multi-point locks with tipping dead bolt

Per profili tipo - For profiles type
Nuovo NC 40 Sormonto 1 anta

COD.	Materiale - *Material*	kg		
02994 N	Nylon nero - *Black nylon*	0,009	20	-

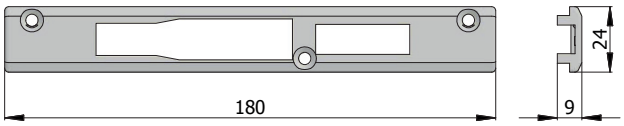

Per serrature serie - For locks series
1260 - 1265 - 1267 - 1270 - 1275 - 1277 - 1280 - 1285 - 1287
1300 - 1305
1400 - 1400S - 1405 - 1405S - 1408Q - 1409Q - 1410 - 1410S - 1415 - 1415S - 1418Q
1500 - 1500S - 1505 - 1505S - 1508Q
1660 - 1665 - 1667 - 1670 - 1675 - 1677 - 1680 - 1685 - 1687
4400 - 4405 - 4408Q - 4409Q - 4410 - 4415 - 4418Q
5930 - 5935 - 5960 - 5965

Per profili tipo - For profiles type
Nuovo NC 40 Sormonto 1 anta

COD.	Materiale - *Material*	kg		
02996 N	Nylon nero - *Black nylon*	0,015	20	-

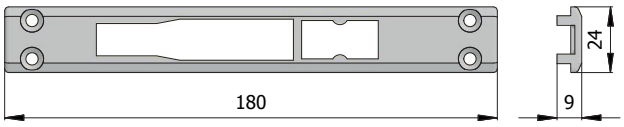

Per serrature serie - For locks series
11140 - 11145 - 11170 - 11175
1268 - 1278 - 1288
1408 - 1409 - 1418
1508
1668 - 1678 - 1688
1940 - 1945 - 1970 - 1975
41140 - 41145 - 41170 - 41175
4408 - 4409 - 4418
4940 - 4945 - 4970 - 4975
5938 - 5940 - 5945 - 5950 - 5968 - 5970 - 5975 - 5980

Per profili tipo - For profiles type
Nuovo NC 40 Sormonto 1 anta

COD.	Materiale - *Material*	kg		
02998 N	Nylon nero - *Black nylon*	0,015	20	-

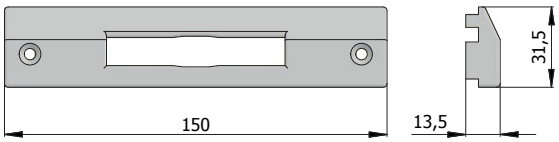

Per serrature serie - For locks series

1301
1770 - 1771 - 1777 - 1780 - 1781 - 1785
327 - 334 - 335 - 337 - 339 - 351 - 354 - 355 - 357 - 359
370 - 371 - 377 - 378 - 380 - 381 - 385 - 388
390 - 391 - 395 - 399
4335 - 4339 - 4355 - 4531
531 - 541
770 - 771 - 777 - 778 - 780 - 781 - 782 - 785 - 788
790 - 791 - 795 - 799
870 - 871 - 877 - 878 - 880 - 881 - 882 - 885 - 888
890 - 891 - 895 - 899
990 - 991 - 995 - 999

Per profili tipo - For profiles type
All.co 5 Sormonto

COD.	Materiale - *Material*	kg		
03281 N	Nylon nero - *Black nylon*	0,031	20	-

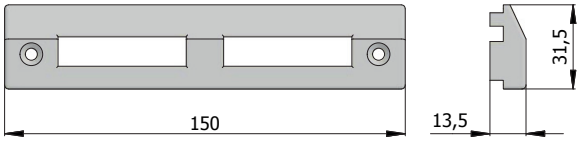

Per serrature serie - For locks series

330 - 332 - 338 - 350 - 352 - 358
4330 - 4338 - 4350 - 4530
530 - 540

Per profili tipo - For profiles type
All.co 5 Sormonto

COD.	Materiale - *Material*	kg		
03286 N	Nylon nero - *Black nylon*	0,034	20	-

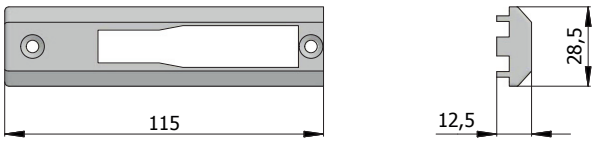

Per serrature serie - For locks series
11141 - 11171
1261 - 1271 - 1281
1401 - 1401S - 1411 - 1411S
1501 - 1501S - 1661 - 1671 - 1681
1941 - 1971
41141 - 41171
4401 - 4411
4941 - 4971
5931 - 5941 - 5948 - 5951 - 5961 - 5971 - 5978 - 5981

Per deviatori serie - For deviators serie
0661 - 0661S - 0662

Per deviatori multipunto catenaccio basculante
For deviators of multi-point locks with tipping dead bolt

Per profili tipo - For profiles type
All.co 5 Sormonto

COD.	Materiale - *Material*	kg		
03294 N	Nylon nero - *Black nylon*	0,017	20	-

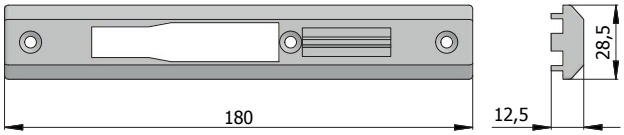

Per serrature serie - For locks series

1260 - 1265 - 1267 - 1270 - 1275 - 1277 - 1280 - 1285 - 1287
1300 - 1305
1400 - 1400S - 1405 - 1405S - 1408Q - 1409Q - 1410 - 1410S - 1415 - 1415S - 1418Q
1500 - 1500S - 1505 - 1505S - 1508Q
1660 - 1665 - 1667 - 1670 - 1675 - 1677 - 1680 - 1685 - 1687
4400 - 4405 - 4408Q - 4409Q - 4410 - 4415 - 4418Q
5930 - 5935 - 5960 - 5965

Per profili tipo - For profiles type
All.co 5 Sormonto

COD.	Materiale - *Material*	kg		
03296 N	Nylon nero - *Black nylon*	0,028	20	-

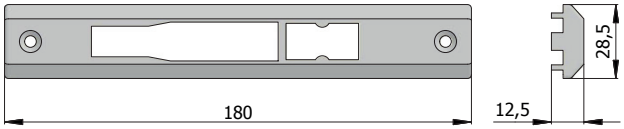

Per serrature serie - For locks series

11140 - 11145 - 11170 - 11175
1268 - 1278 - 1288
1408 - 1409 - 1418
1508
1668 - 1678 - 1688
1940 - 1945 - 1970 - 1975
41140 - 41145 - 41170 - 41175
4408 - 4409 - 4418
4940 - 4945 - 4970 - 4975
5938 - 5940 - 5945 - 5950 - 5968 - 5970 - 5975 - 5980

Per profili tipo - For profiles type
All.co 5 Sormonto

COD.	Materiale - *Material*	kg		
03298 N	Nylon nero - *Black nylon*	0,030	20	-

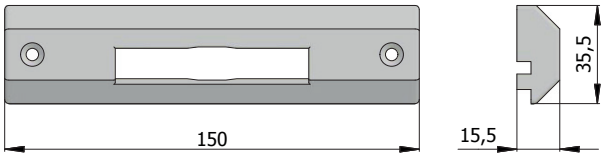

Per serrature serie - For locks series

1301
1770 - 1771 - 1777 - 1780 - 1781 - 1785
327 - 334 - 335 - 337 - 339 - 351 - 354 - 355 - 357 - 359
370 - 371 - 377 - 378 - 380 - 381 - 385 - 388
390 - 391 - 395 - 399
4335 - 4339 - 4355 - 4531
531 - 541
770 - 771 - 777 - 778 - 780 - 781 - 782 - 785 - 788
790 - 791 - 795 - 799
870 - 871 - 877 - 878 - 880 - 881 - 882 - 885 - 888
890 - 891 - 895 - 899
990 - 991 - 995 - 999

Ad esaurimento - sostituito da 03781 N
End of line - replaced by 03781 N

Per profili tipo - For profiles type
R 50

COD.	Materiale - *Material*	kg		
03581 N	Nylon nero - *Black nylon*	0,034	10	-

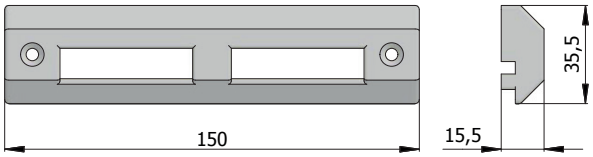

Per serrature serie - For locks series

330 - 332 - 338 - 350 - 352 - 358
4330 - 4338 - 4350 - 4530
530 - 540

Ad esaurimento - sostituito da 02886 N
End of line - replaced by 02886 N

Per profili tipo - For profiles type
R 50

COD.	Materiale - *Material*	kg		
03586 N	Nylon nero - *Black nylon*	0,030	10	-

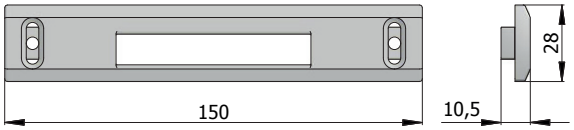

Regolazione orizzontale - Horizontal adjustment

Per serrature serie - For locks series

1301
1770 - 1771 - 1777 - 1780 - 1781 - 1785
327 - 334 - 335 - 337 - 339 - 351 - 354 - 355 - 357 - 359
370 - 371 - 377 - 378 - 380 - 381 - 385 - 388
390 - 391 - 395 - 399
4335 - 4339 - 4355 - 4531
531 - 541
770 - 771 - 777 - 778 - 780 - 781 - 782 - 785 - 788
790 - 791 - 795 - 799
870 - 871 - 877 - 878 - 880 - 881 - 882 - 885 - 888
890 - 891 - 895 - 899
990 - 991 - 995 - 999

Per profili tipo - For profiles type
R 40, R 50, Domal stopper
PG Finestra, nuovo NC 40
sormonto 2 ante con riporto

COD.	Materiale - *Material*	kg		
03781 N	Nylon nero - *Black nylon*	0,018	10	-

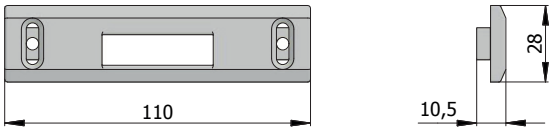

Regolazione orizzontale - Horizontal adjustment

Per serrature serie - For locks series

1301
1771 - 1777
327 - 337 - 351 - 357
371 - 377 - 380 - 381 - 385 - 388 - 390 - 391 - 395 - 399
771 - 777 - 780 - 781 - 785 - 788 - 790 - 791 - 795 - 799
871 - 877 - 880 - 881 - 885 - 888 - 890 - 891 - 895 - 899
990 - 991 - 995 - 999

Per profili tipo - For profiles type
R 40, R 50, Domal stopper
PG Finestra, nuovo NC 40
sormonto 2 ante con riporto

COD.	Materiale - *Material*	kg		
03783 N	Nylon nero - *Black nylon*	0,022	10	-

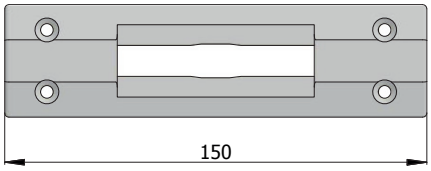

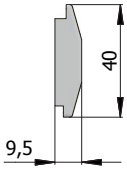

Per serrature serie - For locks series

1301
1770 - 1771 - 1777 - 1780 - 1781 - 1785
327 - 334 - 335 - 337 - 339 - 351 - 354 - 355 - 357 - 359
370 - 371 - 377 - 378 - 380 - 381 - 385 - 388
390 - 391 - 395 - 399
4335 - 4339 - 4355 - 4531
531 - 541
770 - 771 - 777 - 778 - 780 - 781 - 782 - 785 - 788
790 - 791 - 795 - 799
870 - 871 - 877 - 878 - 880 - 881 - 882 - 885 - 888
890 - 891 - 895 - 899
990 - 991 - 995 - 999

Ad esaurimento
End of line

Per profili tipo - For profiles type
GR 9

COD.	Materiale - *Material*	kg		
04051 N	Nylon nero - *Black nylon*	0,026	20	-

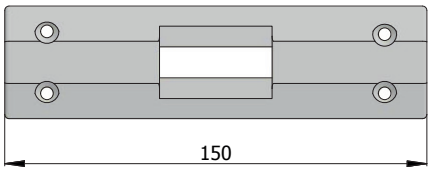

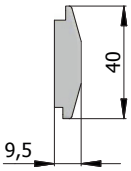

Per serrature serie - For locks series

1301
1771 - 1777
327 - 337 - 351 - 357
371 - 377 - 380 - 381 - 385 - 388 - 390 - 391 - 395 - 399
771 - 777 - 780 - 781 - 785 - 788 - 790 - 791 - 795 - 799
871 - 877 - 880 - 881 - 885 - 888 - 890 - 891 - 895 - 899
990 - 991 - 995 - 999

Ad esaurimento
End of line

Per profili tipo - For profiles type
GR 9

COD.	Materiale - *Material*	kg		
04053 N	Nylon nero - *Black nylon*	0,029	20	-

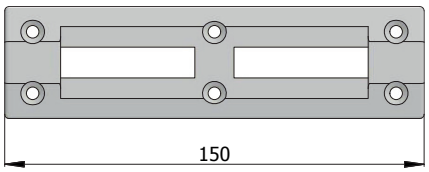

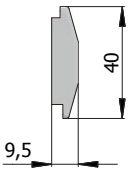

Per serrature serie - For locks series

330 - 332 - 338 - 350 - 352 - 358
4330 - 4338 - 4350 - 4530
530 - 540

Ad esaurimento
End of line

Per profili tipo - For profiles type
GR 9

COD.	Materiale - *Material*	kg		
04056 N	Nylon nero - *Black nylon*	0,024	20	-

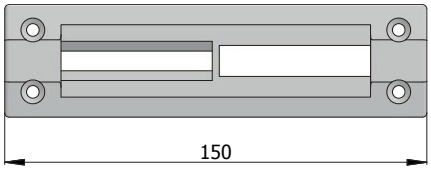

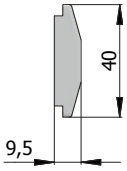

Per serrature serie - For locks series

1775
320 - 322 - 328 - 340 - 342 - 345 - 348
375
4320 - 4328 - 4340 - 4535
535 - 545
775
875

Ad esaurimento
End of line

Per profili tipo - For profiles type
GR 9

COD.	Materiale - *Material*	kg		
04057 N	Nylon nero - *Black nylon*	0,025	20	-

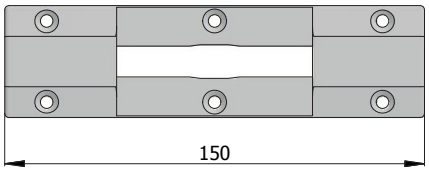

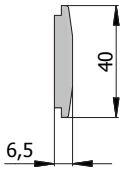

Per serrature serie - For locks series

1301
1770 - 1771 - 1777 - 1780 - 1781 - 1785
327 - 334 - 335 - 337 - 339 - 351 - 354 - 355 - 357 - 359
370 - 371 - 377 - 378 - 380 - 381 - 385 - 388
390 - 391 - 395 - 399
4335 - 4339 - 4355 - 4531
531 - 541
770 - 771 - 777 - 778 - 780 - 781 - 782 - 785 - 788
790 - 791 - 795 - 799
870 - 871 - 877 - 878 - 880 - 881 - 882 - 885 - 888
890 - 891 - 895 - 899
990 - 991 - 995 - 999

Per profili tipo - For profiles type
NC 40

COD.	Materiale - *Material*	kg		
04061 N	Nylon nero - *Black nylon*	0,021	20	-

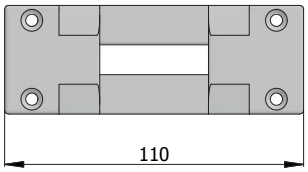

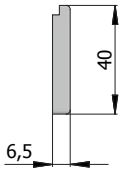

Per serrature serie - For locks series

1301
1771 - 1777
327 - 337 - 351 - 357
371 - 377 - 380 - 381 - 385 - 388 - 390 - 391 - 395 - 399
771 - 777 - 780 - 781 - 785 - 788 - 790 - 791 - 795 - 799
871 - 877 - 880 - 881 - 885 - 888 - 890 - 891 - 895 - 899
990 - 991 - 995 - 999

Per profili tipo - For profiles type
NC 40

COD.	Materiale - *Material*	kg		
04063 N	Nylon nero - *Black nylon*	0,017	20	-

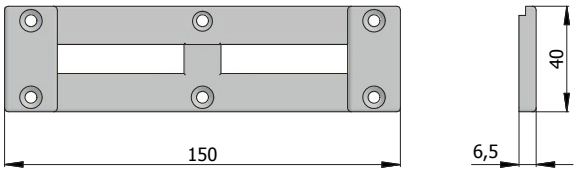

Per serrature serie - For locks series

330 - 332 - 338 - 350 - 352 - 358
4330 - 4338 - 4350 - 4530
530 - 540

Per profili tipo - For profiles type
NC 40

COD.	Materiale - *Material*	kg		
04066 N	Nylon nero - *Black nylon*	0,021	20	-

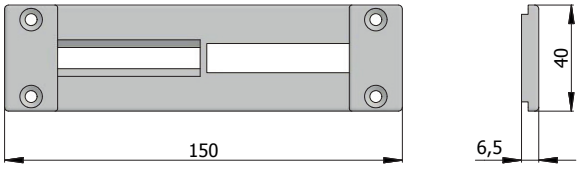

Per serrature serie - For locks series

1775
320 - 322 - 328 - 340 - 342 - 345 - 348
375
4320 - 4328 - 4340 - 4535
535 - 545
775
875

Per profili tipo - For profiles type
NC 40

COD.	Materiale - *Material*	kg		
04067 N	Nylon nero - *Black nylon*	0,021	20	-

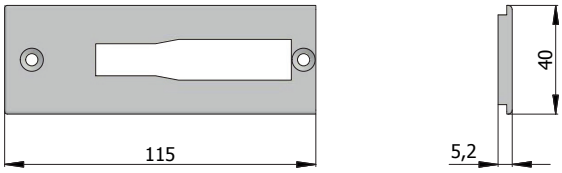

Per serrature serie - For locks series
11141 - 11171
1261 - 1271 - 1281
1401 - 1401S - 1411 - 1411S
1501 - 1501S - 1661 - 1671 - 1681
1941 - 1971
41141 - 41171
4401 - 4411
4941 - 4971
5931 - 5941 - 5948 - 5951 - 5961 - 5971 - 5978 - 5981

Per deviatori serie - For deviators serie
0661 - 0661S - 0662

Per deviatori multipunto catenaccio basculante
For deviators of multi-point locks with tipping dead bolt

Per profili tipo - For profiles type
NC 40

COD.	Materiale - *Material*	kg		
04094 N	Nylon nero - *Black nylon*	0,011	20	-

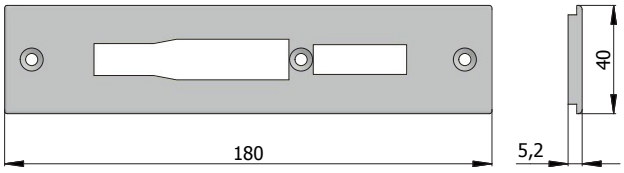

Per serrature serie - For locks series

1260 - 1265 - 1267 - 1270 - 1275 - 1277 - 1280 - 1285 - 1287
1300 - 1305
1400 - 1400S - 1405 - 1405S - 1408Q - 1409Q - 1410 - 1410S - 1415 - 1415S - 1418Q
1500 - 1500S - 1505 - 1505S - 1508Q
1660 - 1665 - 1667 - 1670 - 1675 - 1677 - 1680 - 1685 - 1687
4400 - 4405 - 4408Q - 4409Q - 4410 - 4415 - 4418Q
5930 - 5935 - 5960 - 5965

Per profili tipo - For profiles type
NC 40

COD.	Materiale - *Material*	kg		
04096 N	Nylon nero - *Black nylon*	0,016	20	-

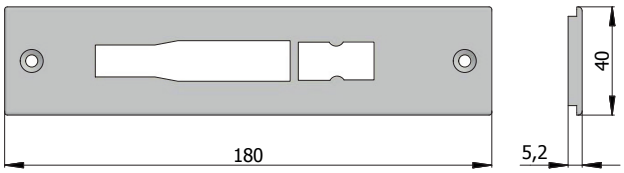

Per serrature serie - For locks series

11140 - 11145 - 11170 - 11175
1268 - 1278 - 1288
1408 - 1409 - 1418
1508
1668 - 1678 - 1688
1940 - 1945 - 1970 - 1975
41140 - 41145 - 41170 - 41175
4408 - 4409 - 4418
4940 - 4945 - 4970 - 4975
5938 - 5940 - 5945 - 5950 - 5968 - 5970 - 5975 - 5980

Per profili tipo - For profiles type
NC 40

COD.	Materiale - *Material*	kg		
04098 N	Nylon nero - *Black nylon*	0,020	20	-

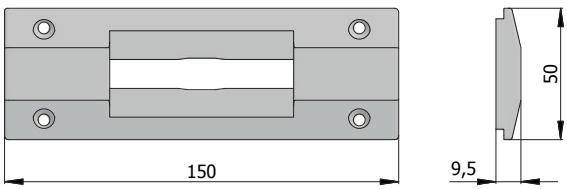

Per serrature serie - For locks series

1301
1770 - 1771 - 1777 - 1780 - 1781 - 1785
327 - 334 - 335 - 337 - 339 - 351 - 354 - 355 - 357 - 359
370 - 371 - 377 - 378 - 380 - 381 - 385 - 388
390 - 391 - 395 - 399
4335 - 4339 - 4355 - 4531
531 - 541
770 - 771 - 777 - 778 - 780 - 781 - 782 - 785 - 788
790 - 791 - 795 - 799
870 - 871 - 877 - 878 - 880 - 881 - 882 - 885 - 888
890 - 891 - 895 - 899
990 - 991 - 995 - 999

Ad esaurimento
End of line

Per profili tipo - For profiles type
GR 12

COD.	Materiale - *Material*	kg		
05051 N	Nylon nero - *Black nylon*	0,032	20	-

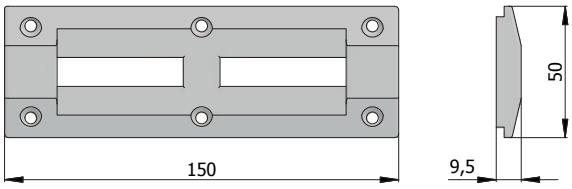

Per serrature serie - For locks series

330 - 332 - 338 - 350 - 352 - 358
4330 - 4338 - 4350 - 4530
530 - 540

Ad esaurimento
End of line

Per profili tipo - For profiles type
GR 12

COD.	Materiale - *Material*	kg		
05056 N	Nylon nero - *Black nylon*	0,030	20	-

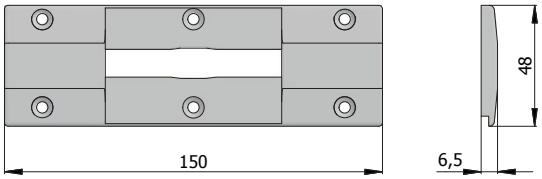

Per serrature serie - For locks series

1301
1770 - 1771 - 1777 - 1780 - 1781 - 1785
327 - 334 - 335 - 337 - 339 - 351 - 354 - 355 - 357 - 359
370 - 371 - 377 - 378 - 380 - 381 - 385 - 388
390 - 391 - 395 - 399
4335 - 4339 - 4355 - 4531
531 - 541
770 - 771 - 777 - 778 - 780 - 781 - 782 - 785 - 788
790 - 791 - 795 - 799
870 - 871 - 877 - 878 - 880 - 881 - 882 - 885 - 888
890 - 891 - 895 - 899
990 - 991 - 995 - 999

Per profili tipo - For profiles type
NC 50 B

COD.	Materiale - *Material*	kg		
05061 N	Nylon nero - *Black nylon*	0,023	20	-

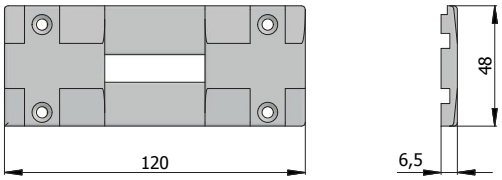

Per serrature serie - For locks series

1301
1771 - 1777
327 - 337 - 351 - 357
371 - 377 - 380 - 381 - 385 - 388 - 390 - 391 - 395 - 399
771 - 777 - 780 - 781 - 785 - 788 - 790 - 791 - 795 - 799
871 - 877 - 880 - 881 - 885 - 888 - 890 - 891 - 895 - 899
990 - 991 - 995 - 999

Per profili tipo - For profiles type
NC 50 B

COD.	Materiale - *Material*	kg		
05063 N	Nylon nero - *Black nylon*	0,030	20	-

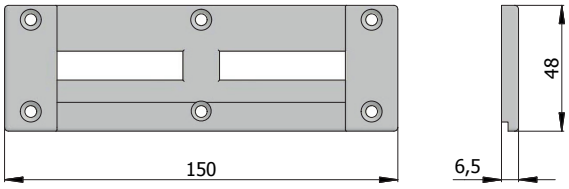

Per serrature serie - For locks series

330 - 332 - 338 - 350 - 352 - 358
4330 - 4338 - 4350 - 4530
530 - 540

Ad esaurimento
End of line

Per profili tipo - For profiles type
NC 50 B

COD.	Materiale - *Material*	kg		
05066 N	Nylon nero - *Black nylon*	0,027	20	-

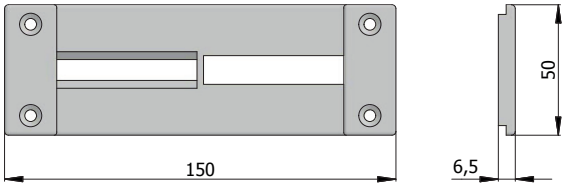

Per serrature serie - For locks series

1775
320 - 322 - 328 - 340 - 342 - 345 - 348
375
4320 - 4328 - 4340 - 4535
535 - 545
775
875

Ad esaurimento
End of line

Per profili tipo - For profiles type
NC 50 B

COD.	Materiale - *Material*	kg		
05067 N	Nylon nero - *Black nylon*	0,024	20	-

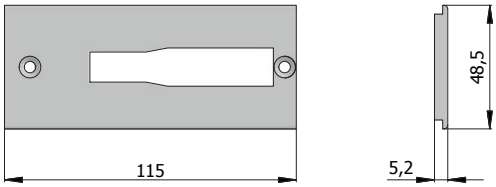

Per serrature serie - For locks series
11141 - 11171
1261 - 1271 - 1281
1401 - 1401S - 1411 - 1411S
1501 - 1501S - 1661 - 1671 - 1681
1941 - 1971
41141 - 41171
4401 - 4411
4941 - 4971
5931 - 5941 - 5948 - 5951 - 5961 - 5971 - 5978 - 5981

Per deviatori serie - For deviators serie
0661 - 0661S - 0662

Per deviatori multipunto catenaccio basculante
For deviators of multi-point locks with tipping dead bolt

Per profili tipo - For profiles type
NC 50 B

COD.	Materiale - *Material*	kg		
05094 N	Nylon nero - *Black nylon*	0,014	20	-

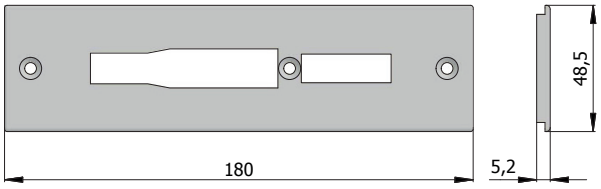

Per serrature serie - For locks series

1260 - 1265 - 1267 - 1270 - 1275 - 1277 - 1280 - 1285 - 1287
1300 - 1305
1400 - 1400S - 1405 - 1405S - 1408Q - 1409Q - 1410 - 1410S - 1415 - 1415S - 1418Q
1500 - 1500S - 1505 - 1505S - 1508Q
1660 - 1665 - 1667 - 1670 - 1675 - 1677 - 1680 - 1685 - 1687
4400 - 4405 - 4408Q - 4409Q - 4410 - 4415 - 4418Q
5930 - 5935 - 5960 - 5965

Per profili tipo - For profiles type
NC 50 B

COD.	Materiale - *Material*	kg		
05096 N	Nylon nero - *Black nylon*	0,022	20	-

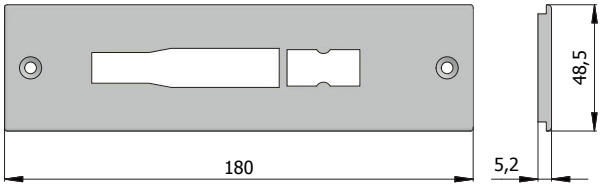

Per serrature serie - For locks series

11140 - 11145 - 11170 - 11175
1268 - 1278 - 1288
1408 - 1409 - 1418
1508
1668 - 1678 - 1688
1940 - 1945 - 1970 - 1975
41140 - 41145 - 41170 - 41175
4408 - 4409 - 4418
4940 - 4945 - 4970 - 4975
5938 - 5940 - 5945 - 5950 - 5968 - 5970 - 5975 - 5980

Ad esaurimento
End of line

Per profili tipo - For profiles type
NC 50 B

COD.	Materiale - *Material*	kg		
05098 N	Nylon nero - *Black nylon*	0,021	20	-

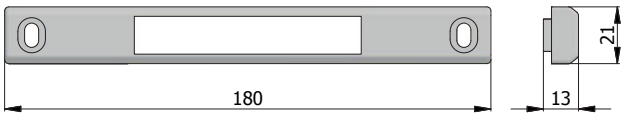

Per serrature serie - For locks series

11140 - 11141 - 11145 - 11170 - 11171 - 11175
1940 - 1941 - 1945 - 1970 - 1971 - 1975
41140 - 41141 - 41145 - 41170 - 41171 - 41175
4940 - 4941 - 4945 - 4970 - 4971 - 4975
5930 - 5931 - 5935 - 5938 - 5940 - 5941 - 5945 - 5948
5950 - 5951 - 5960 - 5961 - 5965 - 5968
5970 - 5971 - 5975 - 5978 - 5980 - 5981

Per profili tipo - For profiles type
All.co 5

COD.	Materiale - *Material*	kg		
02121 L	Lega speciale verniciata *Painted special alloy*	0,151	20	-

Per serrature serie - For locks series

1301
1770 - 1771 - 1777 - 1780 - 1781 - 1785
327 - 334 - 335 - 337 - 339 - 351 - 354 - 355 - 357 - 359
370 - 371 - 377 - 378 - 380 - 381 - 385 - 388
390 - 391 - 395 - 399
4335 - 4339 - 4355 - 4531
531 - 541
770 - 771 - 777 - 778 - 780 - 781 - 782 - 785 - 788
790 - 791 - 795 - 799
870 - 871 - 877 - 878 - 880 - 881 - 882 - 885 - 888
890 - 891 - 895 - 899
990 - 991 - 995 - 999

Per profili tipo - For profiles type
All.co 5

COD.	Materiale - *Material*	kg		
02181 L	Lega speciale verniciata *Painted special alloy*	0,136	20	-



Per serrature serie - For locks series

1261 - 1271 - 1281
1401 - 1401S - 1411 - 1411S
1501 - 1501S
1661 - 1671 - 1681
4401 - 4411

Per deviatori serie - For deviators series
0661 - 0661S - 0662

Per deviatori multipunto catenaccio basculante
For deviators of multi-point locks with tipping dead bolt

Per profili tipo - For profiles type
All.co 5

COD.	Materiale - *Material*	kg		
02194 L	Lega speciale verniciata *Painted special alloy*	0,053	20	-

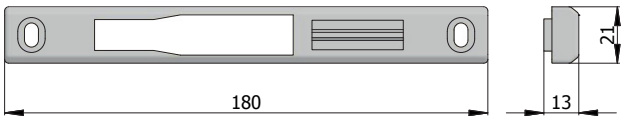

Per serrature serie - For locks series

1260 - 1265 - 1267 - 1270 - 1275 - 1277 - 1280 - 1285 - 1287
1300 - 1305
1400 - 1400S - 1405 - 1405S - 1408Q - 1409Q - 1410 - 1410S
1415 - 1415S - 1418Q
1500 - 1500S - 1505 - 1505S - 1508Q
1660 - 1665 - 1667 - 1670 - 1675 - 1677 - 1680 - 1685 - 1687
4400 - 4405 - 4408Q - 4409Q - 4410 - 4415 - 4418Q

Per profili tipo - For profiles type
All.co 5

COD.	Materiale - *Material*	kg		
02196 L	Lega speciale verniciata *Painted special alloy*	0,143	20	-

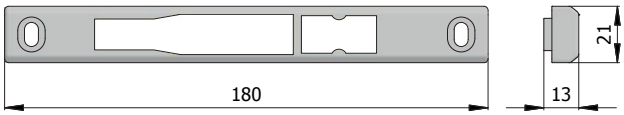

Per serrature serie - For locks series

1268 - 1278 - 1288
1408 - 1409 - 1418
1508
1668 - 1678 - 1688
4408 - 4409 - 4418

Per profili tipo - For profiles type
All.co 5

COD.	Materiale - *Material*	kg		
02198 L	Lega speciale verniciata *Painted special alloy*	0,063	20	-

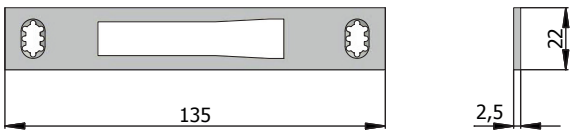

Per serrature serie - For locks series

11141 - 11171
1261 - 1271 - 1281
1401 - 1401S - 1411 - 1411S
1501 - 1501S - 1661 - 1671 - 1681
1941 - 1971
41141 - 41171
4401 - 4411
4941 - 4971
5931 - 5941 - 5948 - 5951 - 5961 - 5971 - 5978 - 5981

Per deviatori serie - For deviators serie
0661 - 0661S - 0662

Per deviatori multipunto catenaccio basculante
For deviators of multi-point locks with tipping dead bolt

Per profili tipo - For profiles type
Domal stopper PG Finestra
NC 45 Int. Finestra

COD.	Materiale - *Material*	kg		
02224 X	Acciaio inox - *Stainless steel*	0,052	10	-

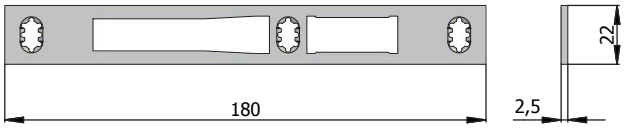

Per serrature serie - For locks series

1260 - 1265 - 1267 - 1270 - 1275 - 1277 - 1280 - 1285 - 1287
1300 - 1305
1400 - 1400S - 1405 - 1405S - 1408Q - 1409Q - 1410 - 1410S - 1415 - 1415S - 1418Q
1500 - 1500S - 1505 - 1505S - 1508Q
1660 - 1665 - 1667 - 1670 - 1675 - 1677 - 1680 - 1685 - 1687
4400 - 4405 - 4408Q - 4409Q - 4410 - 4415 - 4418Q
5930 - 5935 - 5960 - 5965

Per profili tipo - For profiles type
Domal stopper PG Finestra
NC 45 Int. Finestra

COD.	Materiale - *Material*	kg		
02226 X	Acciaio inox - *Stainless steel*	0,068	10	-

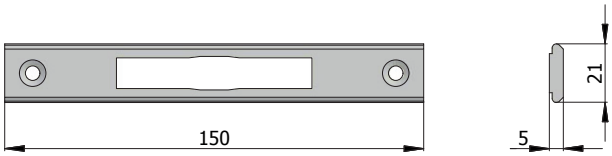

Per serrature serie - For locks series

1301
1770 - 1771 - 1777 - 1780 - 1781 - 1785
327 - 334 - 335 - 337 - 339 - 351 - 354 - 355 - 357 - 359
370 - 371 - 377 - 378 - 380 - 381 - 385 - 388
390 - 391 - 395 - 399
4335 - 4339 - 4355 - 4531
531 - 541
770 - 771 - 777 - 778 - 780 - 781 - 782 - 785 - 788
790 - 791 - 795 - 799
870 - 871 - 877 - 878 - 880 - 881 - 882 - 885 - 888
890 - 891 - 895 - 899
990 - 991 - 995 - 999

Per profili tipo - For profiles type
Domal stopper PG Finestra
NC 45 Int. Finestra

COD.	Materiale - *Material*	kg		
02381 L	Alluminio - *Aluminium*	0,076	20	-

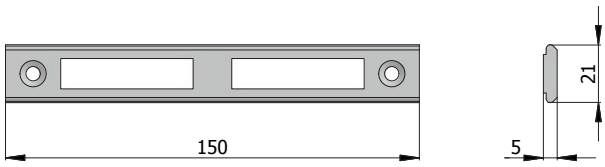

Per serrature serie - For locks series

330 - 332 - 338 - 350 - 352 - 358
4330 - 4338 - 4350 - 4530
530 - 540

Per profili tipo - For profiles type
Domal stopper PG Finestra
NC 45 Int. Finestra

COD.	Materiale - *Material*	kg		
02386 L	Alluminio - *Aluminium*	0,035	20	-

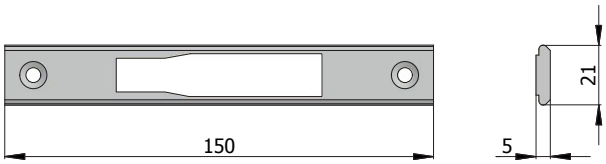

Per serrature serie - For locks series

11141 - 11171
1261 - 1271 - 1281
1401 - 1401S - 1411 - 1411S
1501 - 1501S - 1661 - 1671 - 1681
1941 - 1971
41141 - 41171
4401 - 4411
4941 - 4971
5931 - 5941 - 5948 - 5951 - 5961 - 5971 - 5978 - 5981

Per deviatori serie - For deviators serie
0661 - 0661S - 0662

Per deviatori multipunto catenaccio basculante
For deviators of multi-point locks with tipping dead bolt

Per profili tipo - For profiles type
Domal stopper PG Finestra
NC 45 Int. Finestra

COD.	Materiale - *Material*	kg		
02394 L	Alluminio - *Aluminium*	0,035	20	-

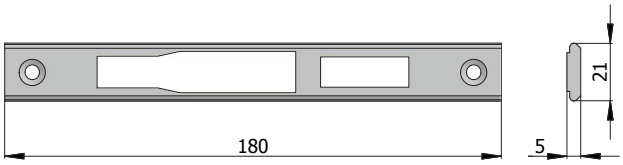

Per serrature serie - For locks series

1260 - 1265 - 1267 - 1270 - 1275 - 1277 - 1280 - 1285 - 1287
1300 - 1305
1400 - 1400S - 1405 - 1405S - 1408Q - 1409Q - 1410 - 1410S - 1415 - 1415S - 1418Q
1500 - 1500S - 1505 - 1505S - 1508Q
1660 - 1665 - 1667 - 1670 - 1675 - 1677 - 1680 - 1685 - 1687
4400 - 4405 - 4408Q - 4409Q - 4410 - 4415 - 4418Q
5930 - 5935 - 5960 - 5965

Per profili tipo - For profiles type
Domal stopper PG Finestra
NC 45 Int. Finestra

COD.	Materiale - *Material*	kg		
02396 L	Alluminio - *Aluminium*	0,038	20	-

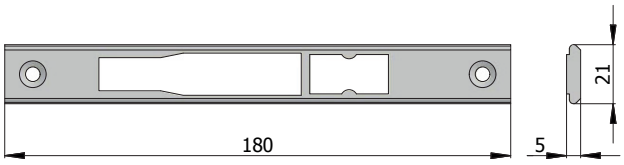

Per serrature serie - For locks series

11140 - 11145 - 11170 - 11175
1268 - 1278 - 1288
1408 - 1409 - 1418
1508
1668 - 1678 - 1688
1940 - 1945 - 1970 - 1975
41140 - 41145 - 41170 - 41175
4408 - 4409 - 4418
4940 - 4945 - 4970 - 4975
5938 - 5940 - 5945 - 5950 - 5968 - 5970 - 5975 - 5980

Per profili tipo - For profiles type
Domal stopper PG Finestra
NC 45 Int. Finestra

COD.	Materiale - *Material*	kg		
02398 L	Alluminio - *Aluminium*	0,038	20	-



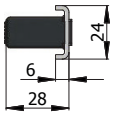

NEW

Per serrature serie - For locks series

1401S - 1411S
1501S
1601 - 1601S - 1611 - 1611S - 1621 - 1621S - 1631 - 1631S
1701 - 1701S - 1721 - 1721S - 1741S - 1761S

Per deviatori serie - For deviators series

0661S - 0761 - 0761S

Per deviatori serrature multipunto ad ingranaggi e con cassa da 15 mm (tranne serie 1740S - 1760S)

For deviators of vertical multi-point locks with gear mechanism movements and with 15 mm lockcase (but series 1740S - 1760S)

Sostituisce cod. 02474 XU
Replaces cod. 02474 XU

COD.	Materiale - *Material*	kg		
02444 XU	Acciaio inox - *Stainless steel*	0,077	10	-



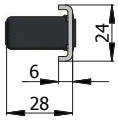

NEW

Per serrature serie - For locks series

1400S - 1405S - 1410S - 1415S
1500S - 1505S
1600 - 1600S - 1605 - 1605S - 1610 - 1610S - 1615 - 1615S
1620 - 1620S - 1625 - 1625S - 1630 - 1630S - 1635 - 1635S
1700 - 1700S - 1705 - 1705S - 1720 - 1720S - 1725 - 1725S
1740S - 1745S - 1760S - 1765S

Sostituisce cod. 02476 XU
Replaces cod. 02476 XU

COD.	Materiale - *Material*	kg		
02446 XU	Acciaio inox - *Stainless steel*	0,089	10	-



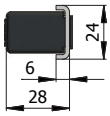

Per serrature serie - For locks series

1261 - 1271 - 1281
1401 - 1411
1491
1501 - 1531 - 1541
4401 - 4411
4491

Per deviatori serie - For deviators serie
0661 - 0661S - 0662

Per deviatori multipunto catenaccio basculante
For deviators of multi-point locks with tipping dead bolt

COD.	Materiale - *Material*	kg		
02494 XU	Acciaio inox - *Stainless steel*	0,072	10	-



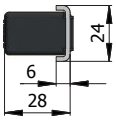

Per serrature serie - For locks series

1260 - 1265 - 1270 - 1275 - 1280 - 1285
1400 - 1405 - 1410 - 1415
1490 - 1495
1500 - 1505
4400 - 4405 - 4410 - 4415
4490 - 4495

COD.	Materiale - *Material*	kg		
02496 XU	Acciaio inox - *Stainless steel*	0,084	10	-

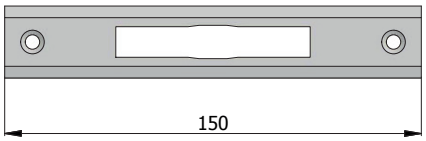

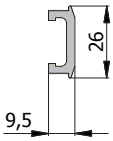

Per serrature serie - For locks series

1301
1770 - 1771 - 1777 - 1780 - 1781 - 1785
327 - 334 - 335 - 337 - 339 - 351 - 354 - 355 - 357 - 359
370 - 371 - 377 - 378 - 380 - 381 - 385 - 388
390 - 391 - 395 - 399
4335 - 4339 - 4355 - 4531
531 - 541
770 - 771 - 777 - 778 - 780 - 781 - 782 - 785 - 788
790 - 791 - 795 - 799
870 - 871 - 877 - 878 - 880 - 881 - 882 - 885 - 888
890 - 891 - 895 - 899
990 - 991 - 995 - 999

Per profili tipo - For profiles type

Domal Break PA 52 Porta
NC 55 Int. Porta

COD.	Materiale - *Material*	kg		
02681 L	Alluminio - *Aluminium*	0,056	10	-

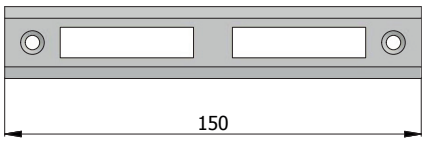

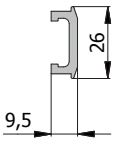

Per serrature serie - For locks series

330 - 332 - 338 - 350 - 352 - 358
4330 - 4338 - 4350 - 4530
530 - 540

Per profili tipo - For profiles type

Domal Break PA 52 Porta
NC 55 Int. Porta

COD.	Materiale - *Material*	kg		
02686 L	Alluminio - *Aluminium*	0,053	10	-

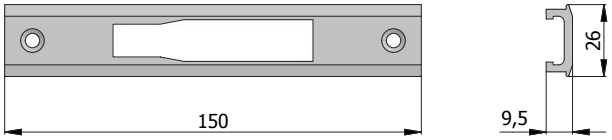

Per serrature serie - For locks series

11141 - 11171
1261 - 1271 - 1281
1401 - 1401S - 1411 - 1411S
1501 - 1501S - 1661 - 1671 - 1681
1941 - 1971
41141 - 41171
4401 - 4411
4941 - 4971
5931 - 5941 - 5948 - 5951 - 5961 - 5971 - 5978 - 5981

Per deviatori serie - For deviators serie
0661 - 0661S - 0662

Per deviatori multipunto catenaccio basculante
For deviators of multi-point locks with tipping dead bolt

Per profili tipo - For profiles type
Domal Break PA 52 Porta
NC 55 Int. Porta

COD.	Materiale - *Material*	kg		
02694 L	Alluminio - *Aluminium*	0,053	10	-

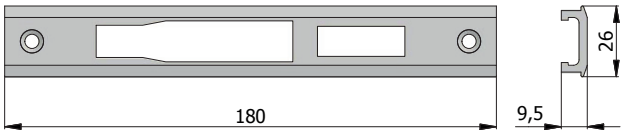

Per serrature serie - For locks series

1260 - 1265 - 1267 - 1270 - 1275 - 1277 - 1280 - 1285 - 1287
1300 - 1305
1400 - 1400S - 1405 - 1405S - 1408Q - 1409Q - 1410 - 1410S - 1415 - 1415S - 1418Q
1500 - 1500S - 1505 - 1505S - 1508Q
1660 - 1665 - 1667 - 1670 - 1675 - 1677 - 1680 - 1685 - 1687
4400 - 4405 - 4408Q - 4409Q - 4410 - 4415 - 4418Q
5930 - 5935 - 5960 - 5965

Per profili tipo - For profiles type
Domal Break PA 52 Porta
NC 55 Int. Porta

COD.	Materiale - *Material*	kg		
02696 L	*Alluminio - Aluminium*	0,060	10	-

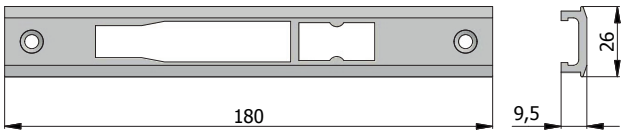

Per serrature serie - For locks series

11140 - 11145 - 11170 - 11175
1268 - 1278 - 1288
1408 - 1409 - 1418
1508
1668 - 1678 - 1688
1940 - 1945 - 1970 - 1975
41140 - 41145 - 41170 - 41175
4408 - 4409 - 4418
4940 - 4945 - 4970 - 4975
5938 - 5940 - 5945 - 5950 - 5968 - 5970 - 5975 - 5980

Per profili tipo - For profiles type
Domal Break PA 52 Porta
NC 55 Int. Porta

COD.	Materiale - *Material*	kg		
02698 L	*Alluminio - Aluminium*	0,059	10	-

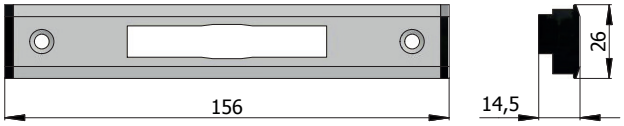

Per serrature serie - For locks series

1301
1770 - 1771 - 1777 - 1780 - 1781 - 1785
327 - 334 - 335 - 337 - 339 - 351 - 354 - 355 - 357 - 359
370 - 371 - 377 - 378 - 380 - 381 - 385 - 388
390 - 391 - 395 - 399
4335 - 4339 - 4355 - 4531
531 - 541
770 - 771 - 777 - 778 - 780 - 781 - 782 - 785 - 788
790 - 791 - 795 - 799
870 - 871 - 877 - 878 - 880 - 881 - 882 - 885 - 888
890 - 891 - 895 - 899
990 - 991 - 995 - 999

Per profili tipo - For profiles type
EKIP 40, 50 Complanare

COD.	Materiale - *Material*	kg		
02781 L	Alluminio - *Aluminium*	0,065	10	-

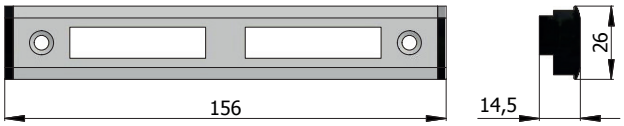

Per serrature serie - For locks series

330 - 332 - 338 - 350 - 352 - 358
4330 - 4338 - 4350 - 4530
530 - 540

Per profili tipo - For profiles type
EKIP 40, 50 Complanare

COD.	Materiale - *Material*	kg		
02786 L	Alluminio - *Aluminium*	0,071	10	-

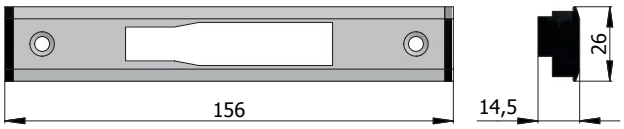

Per serrature serie - For locks series

11141 - 11171
1261 - 1271 - 1281
1401 - 1401S - 1411 - 1411S
1501 - 1501S - 1661 - 1671 - 1681
1941 - 1971
41141 - 41171
4401 - 4411
4941 - 4971
5931 - 5941 - 5948 - 5951 - 5961 - 5971 - 5978 - 5981

Per deviatori serie - For deviators serie
0661 - 0661S - 0662

Per deviatori multipunto catenaccio basculante
For deviators of multi-point locks with tipping dead bolt

Per profili tipo - For profiles type
EKIP 40, 50 Complanare

COD.	Materiale - *Material*	kg		
02794 L	Alluminio - *Aluminium*	0,071	10	-

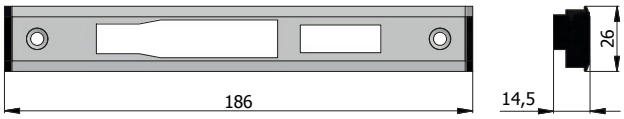

Per serrature serie - For locks series

1260 - 1265 - 1267 - 1270 - 1275 - 1277 - 1280 - 1285 - 1287
1300 - 1305
1400 - 1400S - 1405 - 1405S - 1408Q - 1409Q - 1410 - 1410S - 1415 - 1415S - 1418Q
1500 - 1500S - 1505 - 1505S - 1508Q
1660 - 1665 - 1667 - 1670 - 1675 - 1677 - 1680 - 1685 - 1687
4400 - 4405 - 4408Q - 4409Q - 4410 - 4415 - 4418Q
5930 - 5935 - 5960 - 5965

Per profili tipo - For profiles type
EKIP 40, 50 Complanare

COD.	Materiale - *Material*	kg		
02796 L	Alluminio - *Aluminium*	0,070	10	-

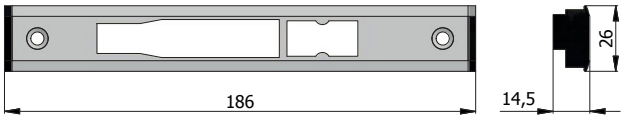

Per serrature serie - For locks series

11140 - 11145 - 11170 - 11175
1268 - 1278 - 1288
1408 - 1409 - 1418
1508
1668 - 1678 - 1688
1940 - 1945 - 1970 - 1975
41140 - 41145 - 41170 - 41175
4408 - 4409 - 4418
4940 - 4945 - 4970 - 4975
5938 - 5940 - 5945 - 5950 - 5968 - 5970 - 5975 - 5980

Per profili tipo - For profiles type
EKIP 40, 50 Complanare

COD.	Materiale - *Material*	kg		
02798 L	Alluminio - *Aluminium*	0,080	10	-

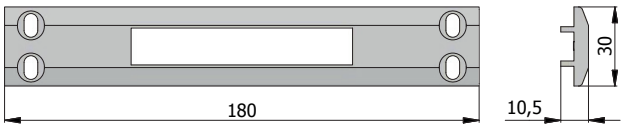

Per serrature serie - For locks series

11140 - 11141 - 11145 - 11170 - 11171 - 11175
1940 - 1941 - 1945 - 1970 - 1971 - 1975
41140 - 41141 - 41145 - 41170 - 41171 - 41175
4940 - 4941 - 4945 - 4970 - 4971 - 4975
5930 - 5931 - 5935 - 5938 - 5940 - 5941 - 5945 - 5948
5950 - 5951 - 5960 - 5961 - 5965 - 5968
5970 - 5971 - 5975 - 5978 - 5980 - 5981

Per profili tipo - For profiles type
R 40, R 50

COD.	Materiale - *Material*	kg		
02821 L	Lega speciale verniciata *Painted special alloy*	0,133	20	-

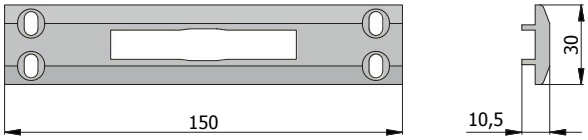

Per serrature serie - For locks series

1301
1770 - 1771 - 1777 - 1780 - 1781 - 1785
327 - 334 - 335 - 337 - 339 - 351 - 354 - 355 - 357 - 359
370 - 371 - 377 - 378 - 380 - 381 - 385 - 388
390 - 391 - 395 - 399
4335 - 4339 - 4355 - 4531
531 - 541
770 - 771 - 777 - 778 - 780 - 781 - 782 - 785 - 788
790 - 791 - 795 - 799
870 - 871 - 877 - 878 - 880 - 881 - 882 - 885 - 888
890 - 891 - 895 - 899
990 - 991 - 995 - 999

Per profili tipo - For profiles type
R 40, R 50

COD.	Materiale - *Material*	kg		
02881 L	Lega speciale verniciata *Painted special alloy*	0,118	20	-

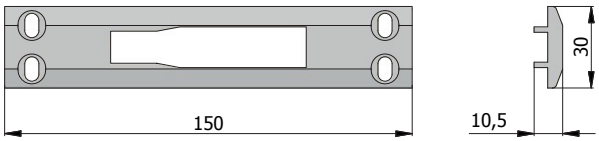

Per serrature serie - For locks series

1261 - 1271 - 1281
1401 - 1401S - 1411 - 1411S
1501 - 1501S
1661 - 1671 - 1681
4401 - 4411

Per deviatori serie - For deviators series
0661 - 0661S - 0662

Per deviatori multipunto catenaccio basculante
For deviators of multi-point locks with tipping dead bolt

Per profili tipo - For profiles type
R 40, R 50

COD.	Materiale - *Material*	kg		
02894 L	Lega speciale verniciata *Painted special alloy*	0,112	20	-

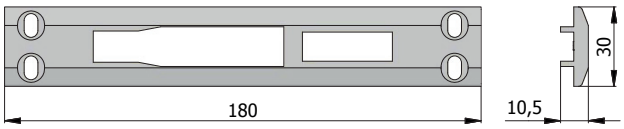

Per serrature serie - For locks series

1260 - 1265 - 1267 - 1270 - 1275 - 1277 - 1280 - 1285 - 1287
1300 - 1305
1400 - 1400S - 1405 - 1405S - 1408Q - 1409Q - 1410 - 1410S
1415 - 1415S - 1418Q
1500 - 1500S - 1505 - 1505S - 1508Q
1660 - 1665 - 1667 - 1670 - 1675 - 1677 - 1680 - 1685 - 1687
4400 - 4405 - 4408Q - 4409Q - 4410 - 4415 - 4418Q

Per profili tipo - For profiles type
R 40, R 50

COD.	Materiale - *Material*	kg		
02896 L	Lega speciale verniciata *Painted special alloy*	0,119	20	-

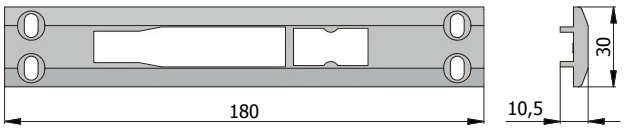

Per serrature serie - For locks series

1268 - 1278 - 1288
1408 - 1409 - 1418
1508
1668 - 1678 - 1688
4408 - 4409 - 4418

Per profili tipo - For profiles type
R 40, R 50

COD.	Materiale - *Material*	kg		
02898 L	Lega speciale verniciata *Painted special alloy*	0,127	20	-

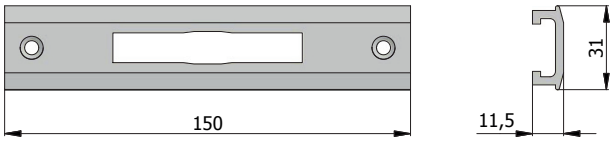

Per serrature serie - For locks series

1301
1770 - 1771 - 1777 - 1780 - 1781 - 1785
327 - 334 - 335 - 337 - 339 - 351 - 354 - 355 - 357 - 359
370 - 371 - 377 - 378 - 380 - 381 - 385 - 388
390 - 391 - 395 - 399
4335 - 4339 - 4355 - 4531
531 - 541
770 - 771 - 777 - 778 - 780 - 781 - 782 - 785 - 788
790 - 791 - 795 - 799
870 - 871 - 877 - 878 - 880 - 881 - 882 - 885 - 888
890 - 891 - 895 - 899
990 - 991 - 995 - 999

Ad esaurimento
End of line

Per profili tipo - For profiles type
Domal stopper PG Porta
NC 45 Int. Porta

COD.	Materiale - *Material*	kg		
03181 L	Alluminio - *Aluminium*	0,078	10	-

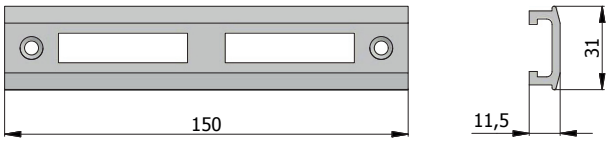

Per serrature serie - For locks series

330 - 332 - 338 - 350 - 352 - 358
4330 - 4338 - 4350 - 4530
530 - 540

Ad esaurimento - sostituito da 03198 L
End of line - replaced by 03198 L

Per profili tipo - For profiles type
Domal stopper PG Porta
NC 45 Int. Porta

COD.	Materiale - *Material*	kg		
03186 L	Alluminio - *Aluminium*	0,073	10	-

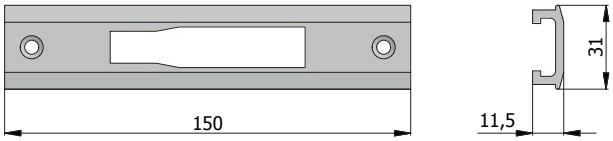

Per serrature serie - For locks series

11141 - 11171
1261 - 1271 - 1281
1401 - 1401S - 1411 - 1411S
1501 - 1501S - 1661 - 1671 - 1681
1941 - 1971
41141 - 41171
4401 - 4411
4941 - 4971
5931 - 5941 - 5948 - 5951 - 5961 - 5971 - 5978 - 5981

Per deviatori serie - For deviators serie
0661 - 0661S - 0662

Per deviatori multipunto catenaccio basculante
For deviators of multi-point locks with tipping dead bolt

Per profili tipo - For profiles type
Domal stopper PG Porta
NC 45 Int. Porta

COD.	Materiale - *Material*	kg		
03194 L	Alluminio - *Aluminium*	0,075	10	-

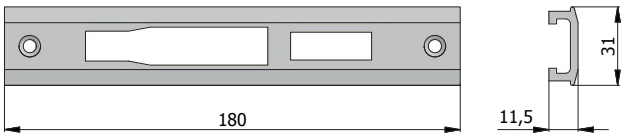

Per serrature serie - For locks series

1260 - 1265 - 1267 - 1270 - 1275 - 1277 - 1280 - 1285 - 1287
1300 - 1305
1400 - 1400S - 1405 - 1405S - 1408Q - 1409Q - 1410 - 1410S - 1415 - 1415S - 1418Q
1500 - 1500S - 1505 - 1505S - 1508Q
1660 - 1665 - 1667 - 1670 - 1675 - 1677 - 1680 - 1685 - 1687
4400 - 4405 - 4408Q - 4409Q - 4410 - 4415 - 4418Q
5930 - 5935 - 5960 - 5965

Per profili tipo - For profiles type
Domal stopper PG Porta
NC 45 Int. Porta

COD.	Materiale - *Material*	kg		
03196 L	Alluminio - *Aluminium*	0,093	10	-

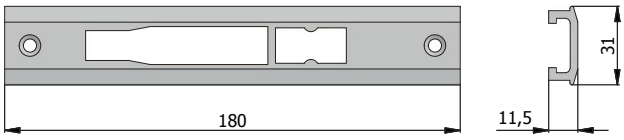

Per serrature serie - For locks series

11140 - 11145 - 11170 - 11175
1268 - 1278 - 1288
1408 - 1409 - 1418
1508
1668 - 1678 - 1688
1940 - 1945 - 1970 - 1975
41140 - 41145 - 41170 - 41175
4408 - 4409 - 4418
4940 - 4945 - 4970 - 4975
5938 - 5940 - 5945 - 5950 - 5968 - 5970 - 5975 - 5980

Per profili tipo - For profiles type
Domal stopper PG Porta
NC 45 Int. Porta

COD.	Materiale - *Material*	kg		
03198 L	Alluminio - *Aluminium*	0,085	10	-

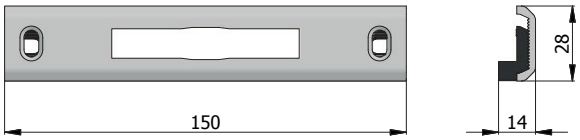

Per serrature serie - For locks series

1301
1770 - 1771 - 1777 - 1780 - 1781 - 1785
327 - 334 - 335 - 337 - 339 - 351 - 354 - 355 - 357 - 359
370 - 371 - 377 - 378 - 380 - 381 - 385 - 388
390 - 391 - 395 - 399
4335 - 4339 - 4355 - 4531
531 - 541
770 - 771 - 777 - 778 - 780 - 781 - 782 - 785 - 788
790 - 791 - 795 - 799
870 - 871 - 877 - 878 - 880 - 881 - 882 - 885 - 888
890 - 891 - 895 - 899
990 - 991 - 995 - 999

Ad esaurimento
End of line

Per profili tipo - For profiles type
ALLIANCE Sistema A

COD.	Materiale - *Material*	kg		
03381 L	Alluminio - *Aluminium*	0,080	10	-

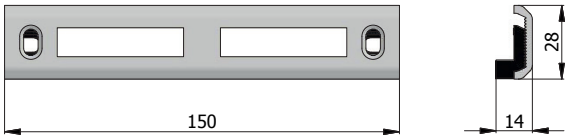

Per serrature serie - For locks series

330 - 332 - 338 - 350 - 352 - 358
4330 - 4338 - 4350 - 4530
530 - 540

Ad esaurimento
End of line

Per profili tipo - For profiles type
ALLIANCE Sistema A

COD.	Materiale - *Material*	kg		
03386 L	Alluminio - *Aluminium*	0,073	10	-

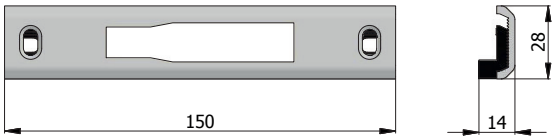

Per serrature serie - For locks series

11141 - 11171
1261 - 1271 - 1281
1401 - 1401S - 1411 - 1411S
1501 - 1501S - 1661 - 1671 - 1681
1941 - 1971
41141 - 41171
4401 - 4411
4941 - 4971
5931 - 5941 - 5948 - 5951 - 5961 - 5971 - 5978 - 5981

Per deviatori serie - For deviators serie
0661 - 0661S - 0662

Per deviatori multipunto catenaccio basculante
For deviators of multi-point locks with tipping dead bolt

Per profili tipo - For profiles type
ALLIANCE Sistema A

COD.	Materiale - *Material*	kg		
03394 L	Alluminio - *Aluminium*	0,076	10	-

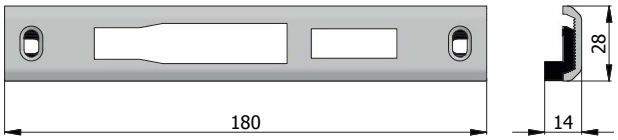

Per serrature serie - For locks series

1260 - 1265 - 1267 - 1270 - 1275 - 1277 - 1280 - 1285 - 1287
1300 - 1305
1400 - 1400S - 1405 - 1405S - 1408Q - 1409Q - 1410 - 1410S - 1415 - 1415S - 1418Q
1500 - 1500S - 1505 - 1505S - 1508Q
1660 - 1665 - 1667 - 1670 - 1675 - 1677 - 1680 - 1685 - 1687
4400 - 4405 - 4408Q - 4409Q - 4410 - 4415 - 4418Q
5930 - 5935 - 5960 - 5965

Per profili tipo - For profiles type
ALLIANCE Sistema A

COD.	Materiale - *Material*	kg		
03396 L	Alluminio - *Aluminium*	0,085	10	-

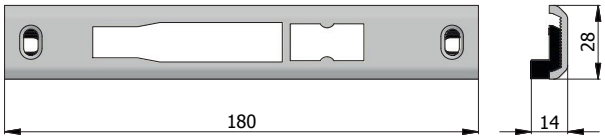

Per serrature serie - For locks series

11140 - 11145 - 11170 - 11175
1268 - 1278 - 1288
1408 - 1409 - 1418
1508
1668 - 1678 - 1688
1940 - 1945 - 1970 - 1975
41140 - 41145 - 41170 - 41175
4408 - 4409 - 4418
4940 - 4945 - 4970 - 4975
5938 - 5940 - 5945 - 5950 - 5968 - 5970 - 5975 - 5980

Per profili tipo - For profiles type
ALLIANCE Sistema A

COD.	Materiale - *Material*	kg		
03398 L	Alluminio - *Aluminium*	0,082	10	-

Per serrature serie - For locks series

1301
1770 - 1771 - 1777 - 1780 - 1781 - 1785
327 - 334 - 335 - 337 - 339 - 351 - 354 - 355 - 357 - 359
370 - 371 - 377 - 378 - 380 - 381 - 385 - 388
390 - 391 - 395 - 399
4335 - 4339 - 4355 - 4531
531 - 541
770 - 771 - 777 - 778 - 780 - 781 - 782 - 785 - 788
790 - 791 - 795 - 799
870 - 871 - 877 - 878 - 880 - 881 - 882 - 885 - 888
890 - 891 - 895 - 899
990 - 991 - 995 - 999

Per profili tipo - For profiles type
NC 40

COD.	Materiale - *Material*	kg		
04061 A	Acciaio plastificato *Plastic plated steel*	0,060	50	-

Per serrature serie - For locks series

1301
1771 - 1777
327 - 337 - 351 - 357
371 - 377 - 380 - 381 - 385 - 388 - 390 - 391 - 395 - 399
771 - 777 - 780 - 781 - 785 - 788 - 790 - 791 - 795 - 799
871 - 877 - 880 - 881 - 885 - 888 - 890 - 891 - 895 - 899
990 - 991 - 995 - 999

Per profili tipo - For profiles type
NC 40

COD.	Materiale - *Material*	kg		
04063 A	Acciaio plastificato *Plastic plated steel*	0,046	50	-



Per serrature serie - For locks series

1301
1770 - 1771 - 1777 - 1780 - 1781 - 1785
327 - 334 - 335 - 337 - 339 - 351 - 354 - 355 - 357 - 359
370 - 371 - 377 - 378 - 380 - 381 - 385 - 388
390 - 391 - 395 - 399
4335 - 4339 - 4355 - 4531
531 - 541
770 - 771 - 777 - 778 - 780 - 781 - 782 - 785 - 788
790 - 791 - 795 - 799
870 - 871 - 877 - 878 - 880 - 881 - 882 - 885 - 888
890 - 891 - 895 - 899
990 - 991 - 995 - 999

Ad esaurimento - sostituito da 02681 X + 0743 N
End of line - replaced by 02681 X + 0743 N

Per profili tipo - For profiles type
Export 50 T.T.
Porta apertura esterna

COD.	Materiale - *Material*	kg		
04481 L	Alluminio - *Aluminium*	0,074	10	-

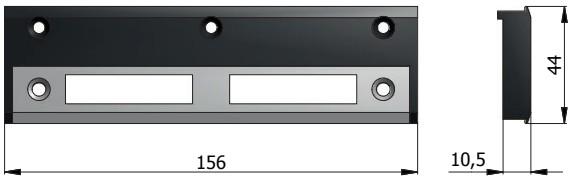

Per serrature serie - For locks series

330 - 332 - 338 - 350 - 352 - 358
4330 - 4338 - 4350 - 4530
530 - 540

Ad esaurimento - sostituito da 02646 X + 0742 N
End of line - replaced by 02646 X + 0742 N

Per profili tipo - For profiles type
Export 50 T.T.
Porta apertura esterna

COD.	Materiale - *Material*	kg		
04486 L	Alluminio - *Aluminium*	0,071	10	-

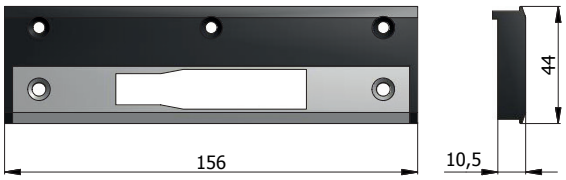

Per serrature serie - For locks series

11141 - 11171
1261 - 1271 - 1281
1401 - 1401S - 1411 - 1411S
1501 - 1501S - 1661 - 1671 - 1681
1941 - 1971
41141 - 41171
4401 - 4411
4941 - 4971
5931 - 5941 - 5948 - 5951 - 5961 - 5971 - 5978 - 5981

Per deviatori serie - For deviators serie
0661 - 0661S - 0662

Per deviatori multipunto catenaccio basculante
For deviators of multi-point locks with tipping dead bolt

Ad esaurimento - sostituito da 02694 X + 0743 N
End of line - replaced by 02694 X + 0743 N

Per profili tipo - For profiles type
Export 50 T.T.
Porta apertura esterna

COD.	Materiale - *Material*	kg		
04494 L	Alluminio - *Aluminium*	0,071	10	-

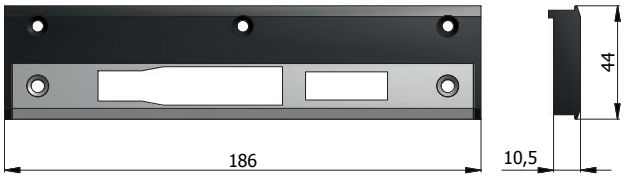

Per serrature serie - For locks series

1260 - 1265 - 1267 - 1270 - 1275 - 1277 - 1280 - 1285 - 1287
1300 - 1305
1400 - 1400S - 1405 - 1405S - 1408Q - 1409Q - 1410 - 1410S - 1415 - 1415S - 1418Q
1500 - 1500S - 1505 - 1505S - 1508Q
1660 - 1665 - 1667 - 1670 - 1675 - 1677 - 1680 - 1685 - 1687
4400 - 4405 - 4408Q - 4409Q - 4410 - 4415 - 4418Q
5930 - 5935 - 5960 - 5965

Ad esaurimento - sostituito da 02696 X + 0742 N
End of line - replaced by 02696 X + 0742 N

Per profili tipo - For profiles type
Export 50 T.T.
Porta apertura esterna

COD.	Materiale - *Material*	kg		
04496 L	Alluminio - *Aluminium*	0,079	10	-

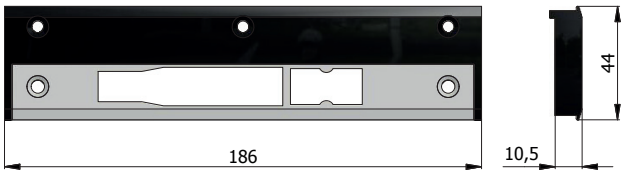

Per serrature serie - For locks series

11140 - 11145 - 11170 - 11175
1268 - 1278 - 1288
1408 - 1409 - 1418
1508
1668 - 1678 - 1688
1940 - 1945 - 1970 - 1975
41140 - 41145 - 41170 - 41175
4408 - 4409 - 4418
4940 - 4945 - 4970 - 4975
5938 - 5940 - 5945 - 5950 - 5968 - 5970 - 5975 - 5980

Ad esaurimento - sostituito da 02696 X + 0742 N
End of line - replaced by 02696 X + 0742 N

Per profili tipo - For profiles type
Export 50 T.T.
Porta apertura esterna

COD.	Materiale - *Material*	kg		
04498 L	Alluminio - *Aluminium*	0,079	10	-



Per serrature serie - For locks series

1301
1770 - 1771 - 1777 - 1780 - 1781 - 1785
327 - 334 - 335 - 337 - 339 - 351 - 354 - 355 - 357 - 359
370 - 371 - 377 - 378 - 380 - 381 - 385 - 388
390 - 391 - 395 - 399
4335 - 4339 - 4355 - 4531
531 - 541
770 - 771 - 777 - 778 - 780 - 781 - 782 - 785 - 788
790 - 791 - 795 - 799
870 - 871 - 877 - 878 - 880 - 881 - 882 - 885 - 888
890 - 891 - 895 - 899
990 - 991 - 995 - 999

Ad esaurimento - sostituito da 05061 N
End of line - replaced by 05061 N

Per profili tipo - For profiles type
NC 50 B

COD.	Materiale - *Material*	kg		
05061 A	Acciaio plastificato *Plastic plated steel*	0,077	25	-

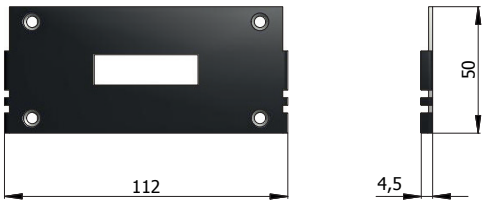

Per serrature serie - For locks series

1301
1771 - 1777
327 - 337 - 351 - 357
371 - 377 - 380 - 381 - 385 - 388 - 390 - 391 - 395 - 399
771 - 777 - 780 - 781 - 785 - 788 - 790 - 791 - 795 - 799
871 - 877 - 880 - 881 - 885 - 888 - 890 - 891 - 895 - 899
990 - 991 - 995 - 999

Ad esaurimento - sostituito da 05063 N
End of line - replaced by 05063 N

Per profili tipo - For profiles type
NC 50 B

COD.	Materiale - *Material*	kg		
05063 A	Acciaio plastificato *Plastic plated steel*	0,061	50	-

Serie 023 X

Per profili tipo - For profiles type

Camera Europea serie finestra
Domal stopper PG finestra
NC 45 Int. finestra
Export 45 finestra
Nuovo NC 40 Sormonto 1 anta



Contropiastre regolabili in acciaio inox
Stainless steel adjustable striking plates

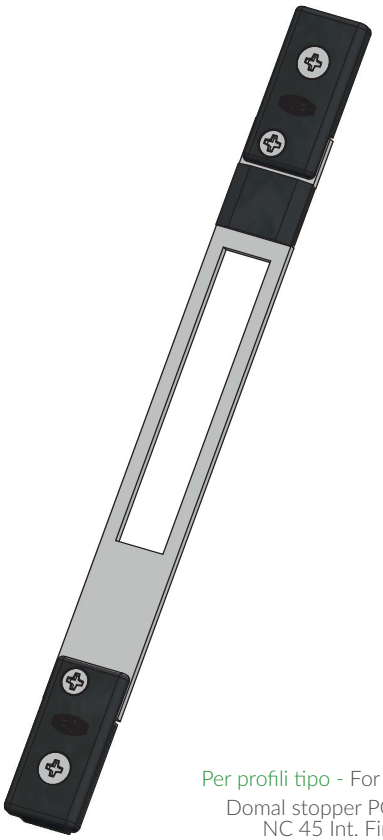

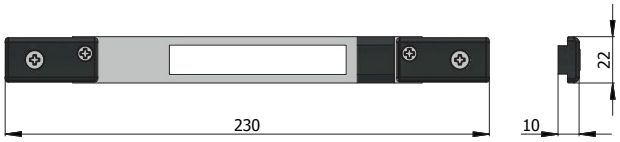

Per serrature serie - For locks series

11140 - 11141 - 11145 - 11170 - 11171 - 11175
1940 - 1941 - 1945 - 1970 - 1971 - 1975
41140 - 41141 - 41145 - 41170 - 41171 - 41175
4940 - 4941 - 4945 - 4970 - 4971 - 4975
5930 - 5931 - 5935 - 5938 - 5940 - 5941 - 5945 - 5948
5950 - 5951 - 5960 - 5961 - 5965 - 5968
5970 - 5971 - 5975 - 5978 - 5980 - 5981

Per profili tipo - For profiles type

Domal stopper PG Finestra
NC 45 Int. Finestra

COD.	Materiale - *Material*	kg		
02321 X	Acciaio inox - *Stainless steel*	0,126	10	-

NEW

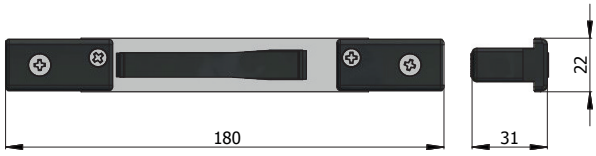

Per serrature serie - For locks series

1401S - 1411S
1501S
1601 - 1601S - 1611 - 1611S - 1621 - 1621S - 1631 - 1631S
1701 - 1701S - 1721 - 1721S - 1741S - 1761S

Per deviatori serie - For deviators series

0661S - 0761 - 0761S

Per deviatori serrature multipunto ad ingranaggi e con cassa da 15 mm (tranne serie 1740S - 1760S)

For deviators of vertical multi-point locks with gear mechanism movements and with 15 mm lockcase (but series 1740S - 1760S)

Sostituisce cod. 02374 X
Replaces cod. 02374 X

Per profili tipo - For profiles type

Domal stopper PG Finestra
NC 45 Int. Finestra

COD.	Materiale - *Material*	kg		
02344 X	Acciaio inox - *Stainless steel*	0,123	10	-

NEW

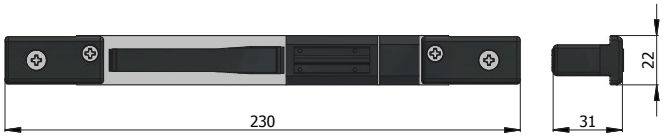

Per serrature serie - For locks series

1400S - 1405S - 1410S - 1415S
1500S - 1505S
1600 - 1600S - 1605 - 1605S -1610 - 1610S - 1615 - 1615S
1620 - 1620S - 1625 - 1625S - 1630 -1630S - 1635 - 1635S
1700 - 1700S - 1705 -1705S - 1720 - 1720S - 1725 - 1725S
1740S - 1745S - 1760S - 1765S

Sostituisce cod. 02376 X
Replaces cod. 02376 X

Per profili tipo - For profiles type
Domal stopper PG Finestra
NC 45 Int. Finestra

COD.	Materiale - *Material*	kg		
02346 X	Acciaio inox - *Stainless steel*	0,138	10	-

NEW



Per deviatori serie - For deviators series

0766S

Per deviatori multipunto serie - For multipoint deviators series

1740S - 1760S

Per profili tipo - For profiles type
Domal stopper PG Finestra
NC 45 Int. Finestra

COD.	Materiale - *Material*	kg		
02349 X	Acciaio inox - *Stainless steel*	0,138	10	-

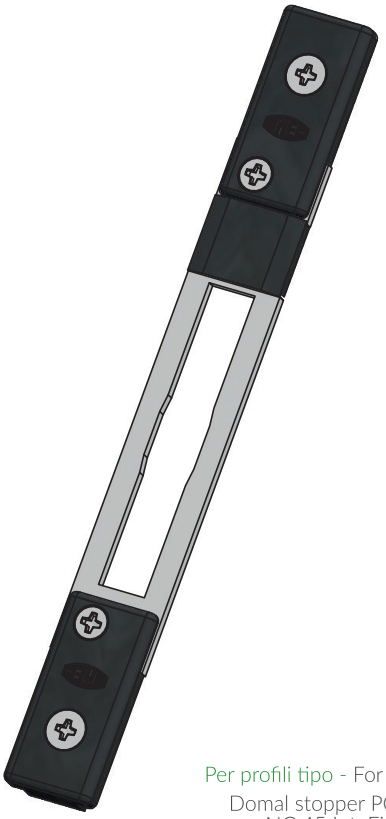

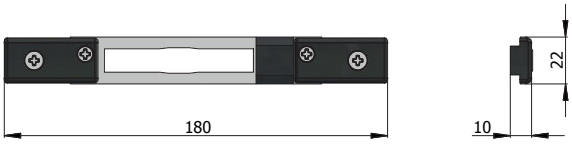

Per serrature serie - For locks series

1301
1770 - 1771 - 1775 - 1777 - 1780 - 1781 - 1785
327 - 334 - 335 - 337 - 339 - 351 - 354 - 355 - 357 - 359
370 - 371 - 375 - 377 - 378 - 380 - 381 - 385 - 388
390 - 391 - 395 - 399
4335 - 4339 - 4355 - 4531
531 - 541
770 - 771 - 775 - 777 - 778 - 780 - 781 - 782 - 785 - 788
790 - 791 - 795 - 799
870 - 871 - 875 - 877 - 878 - 880 - 881 - 882 - 885 - 888
890 - 891 - 895 - 899
990 - 991 - 995 - 999

Per profili tipo - For profiles type
Domal stopper PG Finestra
NC 45 Int. Finestra

COD.	Materiale - *Material*	kg		
02381 X	Acciaio inox - *Stainless steel*	0,112	10	-

Per serrature serie - For locks series

1261 - 1271 - 1281
1401 - 1411
1501
1661 - 1671 - 1681
4401 - 4411

Per deviatori serie - For deviators series
0661 - 0662

Per deviatori multipunto catenaccio basculante
For deviators of multi-point locks with tipping dead bolt

Per profili tipo - For profiles type
Domal stopper PG Finestra
NC 45 Int. Finestra

COD.	Materiale - *Material*	kg		
02394 X	Acciaio inox - *Stainless steel*	0,118	10	-

Contropiastre regolabili in acciaio inox
Stainless steel adjustable striking plates

Per serrature serie - For locks series

1260-1265-1267-1268-1270-1275-1277-1278-1280-1285-1287-1288
1300-1305
1400-1405-1408-1408Q-1409-1409Q-1410-1415-1418-1418Q
1500-1505-1508-1508Q
1660-1665-1667-1668-1670-1675-1677-1678-1680-1685-1687-1688
320-322-328-330-332-338-340-342-345-348-350-352-358
4320-4328-4330-4338-4340-4350
4400-4405-4408-4408Q-4409-4409Q-4410-4415-4418-4418Q
4530-4535
530-535-540-545

Per profili tipo - For profiles type

Domal stopper PG Finestra
NC 45 Int. Finestra

COD.	Materiale - *Material*	kg		
02396 X	Acciaio inox - *Stainless steel*	0,133	10	-

Serie 026 X

Per profili tipo - For profiles type
Domal break porte 52
NC65 STH porte
Export 50TT porte
ALU - K 62TT porte



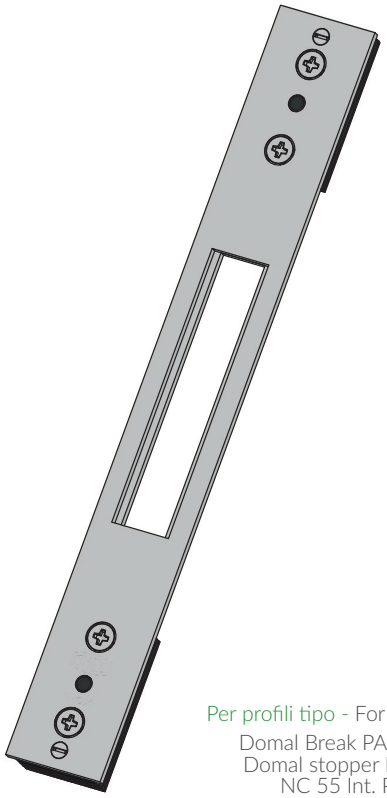

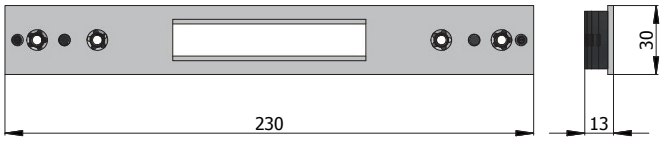

Per serrature serie - For locks series

11140 - 11141 - 11145 - 11170 - 11171 - 11175
1940 - 1941 - 1945 - 1970 - 1971 - 1975
41140 - 41141 - 41145 - 41170 - 41171 - 41175
4940 - 4941 - 4945 - 4970 - 4971 - 4975
5930 - 5931 - 5935 - 5938 - 5940 - 5941 - 5945 - 5948
5950 - 5951 - 5960 - 5961 - 5965 - 5968
5970 - 5971 - 5975 - 5978 - 5980 - 5981

Per profili tipo - For profiles type

Domal Break PA 52 Porta
Domal stopper PG Porta
NC 55 Int. Porta
NC 45 Int. Porta

COD.	Materiale - *Material*	kg		
02621 X	Acciaio inox - *Stainless steel*	0,193	10	-

NEW



Per serrature serie - For locks series

1401S - 1411S
1501S
1601 - 1601S - 1611 - 1611S - 1621 - 1621S - 1631 - 1631S
1701 - 1701S - 1721 - 1721S - 1741S - 1761S

Per deviatori serie - For deviators series

0661S - 0761 - 0761S

Per deviatori serrature multipunto ad ingranaggi e con cassa da 15 mm (tranne serie 1740S - 1760S)

For deviators of vertical multi-point locks with gear mechanism movements and with 15 mm lockcase (but series 1740S - 1760S)

Sostituisce cod. 02674 X
Replaces cod. 02674 X

Per profili tipo - For profiles type

Domal Break PA 52 Porta
Domal stopper PG Porta
NC 55 Int. Porta
NC 45 Int. Porta

COD.	Materiale - *Material*	kg		
02644 X	Acciaio inox - *Stainless steel*	0,160	10	-

Contropiastre regolabili in acciaio inox
Stainless steel adjustable striking plates

NEW

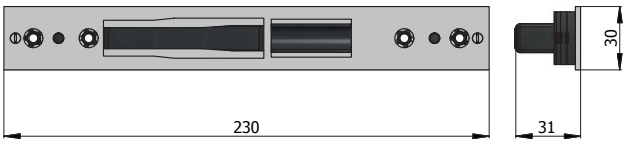

Per serrature serie - For locks series

1400S - 1405S - 1410S - 1415S
1500S - 1505S
1600 - 1600S - 1605 - 1605S -1610 - 1610S - 1615 - 1615S
1620 - 1620S - 1625 - 1625S - 1630 -1630S - 1635 - 1635S
1700 - 1700S - 1705 -1705S - 1720 - 1720S - 1725 - 1725S
1740S - 1745S - 1760S - 1765S

Per profili tipo - For profiles type

Domal Break PA 52 Porta
Domal stopper PG Porta
NC 55 Int. Porta
NC 45 Int. Porta

Sostituisce cod. 02676 X
Replaces cod. 02676 X

COD.	Materiale - *Material*	kg		
02646 X	Acciaio inox - *Stainless steel*	0,188	10	-

NEW



Per deviatori serie - For deviators series

0766S

Per deviatori multipunto serie - For multipoint deviators series

1740S - 1760S

Per profili tipo - For profiles type

Domal Break PA 52 Porta
Domal stopper PG Porta
NC 55 Int. Porta
NC 45 Int. Porta

COD.	Materiale - *Material*	kg		
02649 X	Acciaio inox - *Stainless steel*	0,188	10	-

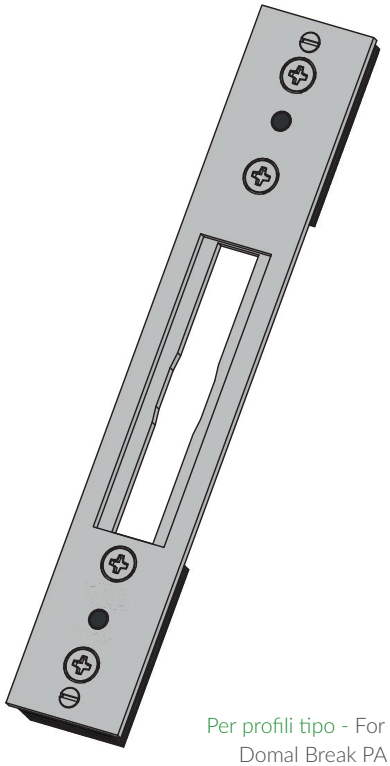

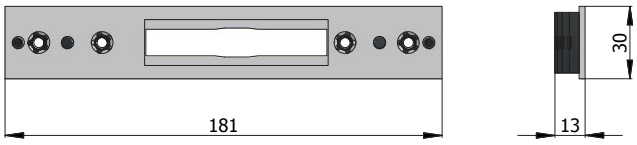

Per serrature serie - For locks series

1301
1770 - 1771 - 1775 - 1777 - 1780 - 1781 - 1785
327 - 334 - 335 - 337 - 339 - 351 - 354 - 355 - 357 - 359
370 - 371 - 375 - 377 - 378 - 380 - 381 - 385 - 388
390 - 391 - 395 - 399
4335 - 4339 - 4355 - 4531
531 - 541
770 - 771 - 775 - 777 - 778 - 780 - 781 - 782 - 785 - 788
790 - 791 - 795 - 799
870 - 871 - 875 - 877 - 878 - 880 - 881 - 882 - 885 - 888
890 - 891 - 895 - 899
990 - 991 - 995 - 999

Per profili tipo - For profiles type

Domal Break PA 52 Porta
Domal stopper PG Porta
NC 55 Int. Porta
NC 45 Int. Porta

COD.	Materiale - *Material*	kg		
02681 X	Acciaio inox - *Stainless steel*	0,150	10	-



Per serrature serie - For locks series

1261 - 1271 - 1281
1401 - 1411
1501
1661 - 1671 - 1681
4401 - 4411

Per deviatori serie - For deviators series

0661 - 0662

Per deviatori multipunto catenaccio basculante

For deviators of multi-point locks with tipping dead bolt

Per profili tipo - For profiles type

Domal Break PA 52 Porta
Domal stopper PG Porta
NC 55 Int. Porta
NC 45 Int. Porta

COD.	Materiale - *Material*	kg		
02694 X	Acciaio inox - *Stainless steel*	0,155	10	-

Contropiastre regolabili in acciaio inox
Stainless steel adjustable striking plates

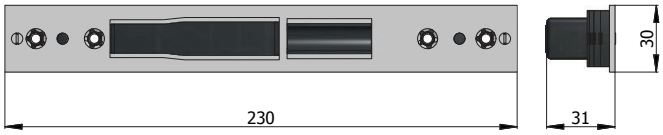

Per serrature serie - For locks series

1260-1265-1267-1268-1270-1275-1277-1278-1280-1285-1287-1288
1300-1305
1400-1405-1408-1408Q-1409-1409Q-1410-1415-1418-1418Q
1500-1505-1508-1508Q
1660-1665-1667-1668-1670-1675-1677-1678-1680-1685-1687-1688
320-322-328-330-332-338-340-342-345-348-350-352-358
4320-4328-4330-4338-4340-4350
4400-4405-4408-4408Q-4409-4409Q-4410-4415-4418-4418Q
4530-4535
530-535-540-545

Per profili tipo - For profiles type

Domal Break PA 52 Porta
Domal stopper PG Porta
NC 55 Int. Porta
NC 45 Int. Porta

COD.	Materiale - *Material*	kg		
02696 X	Acciaio inox - *Stainless steel*	0,183	10	-



Spessore laterale per contropiastre cod.
Lateral spacer for striking plates cod.
02621 X - 02646 X - 02676 X - 02696 X

Per profili PORTE APERTURA ESTERNA tipo
For external opening door profiles type

NC 65 STH
ALUK 62 TT
EURO LINE 60

COD.	Materiale - *Material*	kg		
0740 N	Nylon nero - *Black nylon*	0,026	10	-



Spessore laterale per contropiastre cod.
Lateral spacer for striking plates cod.
02644 X - 02674 X - 02681 X - 02694 X

Per profili PORTE APERTURA ESTERNA tipo
For external opening door profiles type

NC 65 STH
ALUK 62 TT
EURO LINE 60

COD.	Materiale - *Material*	kg		
0741 N	Nylon nero - *Black nylon*	0,022	10	-



Spessore laterale per contropiastre cod.
Lateral spacer for striking plates cod.
02621 X - 02646 X - 02676 X - 02696 X

Per profili PORTE APERTURA ESTERNA tipo
For external opening door profiles type

DOMAL BREAK 52
NC 55 TH
EXPORT 50 TT

COD.	Materiale - *Material*	kg		
0742 N	Nylon nero - *Black nylon*	0,038	10	-



Spessore laterale per contropiastre cod.
Lateral spacer for striking plates cod.
02644 X - 02674 X - 02681 X - 02694 X

Per profili PORTE APERTURA ESTERNA tipo
For external opening door profiles type
DOMAL BREAK 52
NC 55 TH
EXPORT 50 TT

COD.	Materiale - *Material*	kg		
0743 N	Nylon nero - *Black nylon*	0,032	10	-



Spessore laterale per contropiastre cod.
Lateral spacer for striking plates cod.
02621 X - 02646 X - 02676 X - 02696 X

Per profili PORTE APERTURA ESTERNA tipo
For external opening door profiles type
ALUK 67IW

COD.	Materiale - *Material*	kg		
0744 N	Nylon nero - *Black nylon*	0,034	10	-



Spessore laterale per contropiastre cod.
Lateral spacer for striking plates cod.
02644X - 02674 X - 02681 X - 02694 X

Per profili PORTE APERTURA ESTERNA tipo
For external opening door profiles type
ALUK 67IW

COD.	Materiale - *Material*	kg		
0745 N	Nylon nero - *Black nylon*	0,028	10	-

Serie 028 X

Per profili tipo - For profiles type

R 40
R 50
NEW - TEC



Contropiastre regolabili in acciaio inox
Stainless steel adjustable striking plates

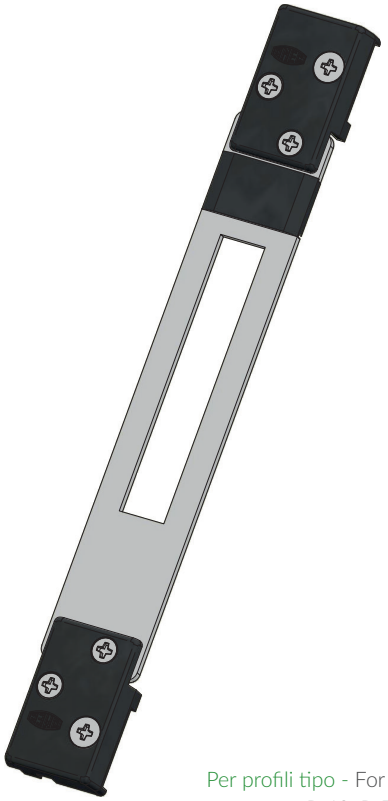

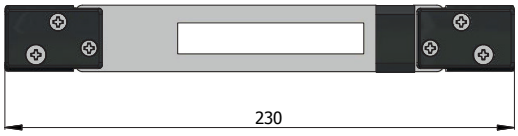

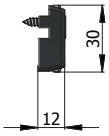

Per serrature serie - For locks series

11140 - 11141 - 11145 - 11170 - 11171 - 11175
1940 - 1941 - 1945 - 1970 - 1971 - 1975
41140 - 41141 - 41145 - 41170 - 41171 - 41175
4940 - 4941 - 4945 - 4970 - 4971 - 4975
5930 - 5931 - 5935 - 5938 - 5940 - 5941 - 5945 - 5948
5950 - 5951 - 5960 - 5961 - 5965 - 5968
5970 - 5971 - 5975 - 5978 - 5980 - 5981

Per profili tipo - For profiles type
R 40, R 50

COD.	Materiale - *Material*	kg		
02821 X	Acciaio inox - *Stainless steel*	0,180	10	-

NEW

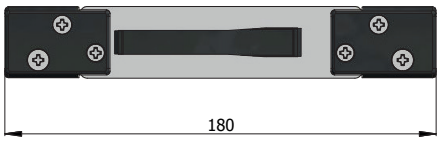

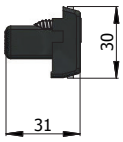

Per serrature serie - For locks series

1401S - 1411S
1501S
1601 - 1601S - 1611 - 1611S - 1621 - 1621S - 1631 - 1631S
1701 - 1701S - 1721 - 1721S - 1741S - 1761S

Per deviatori serie - For deviators series

0661S - 0761 - 0761S

Per deviatori serrature multipunto ad ingranaggi e con cassa da 15 mm (tranne serie 1740S - 1760S)

For deviators of vertical multi-point locks with gear mechanism movements and with 15 mm lockcase
(but series 1740S - 1760S)

Sostituisce cod. 02874X
Replaces cod. 02874 X

Per profili tipo - For profiles type
R 40, R 50

COD.	Materiale - *Material*	kg		
02844 X	Acciaio inox - *Stainless steel*	0,165	10	-

NEW

Per serrature serie - For locks series

1400S - 1405S - 1410S - 1415S
1500S - 1505S
1600 - 1600S - 1605 - 1605S -1610 - 1610S - 1615 - 1615S
1620 - 1620S - 1625 - 1625S - 1630 -1630S - 1635 - 1635S
1700 - 1700S - 1705 -1705S - 1720 - 1720S - 1725 - 1725S
1740S - 1745S - 1760S - 1765S

Per profili tipo - For profiles type
R 40, R 50

Sostituisce cod. 02876 X
Replaces cod. 02876 X

COD.	Materiale - *Material*	kg		
02846 X	Acciaio inox - *Stainless steel*	0,190	10	-

NEW



Per deviatori serie - For deviators series

0766S

Per deviatori multipunto serie - For multipoint deviators series

1740S - 1760S

Per profili tipo - For profiles type
R 40, R 50

COD.	Materiale - *Material*	kg		
02849 X	Acciaio inox - *Stainless steel*	0,190	10	-

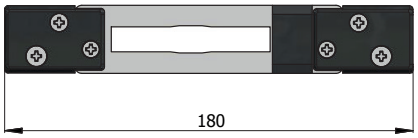

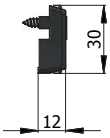

Per serrature serie - For locks series

1301
1770 - 1771 - 1775 - 1777 - 1780 - 1781 - 1785
327 - 334 - 335 - 337 - 339 - 351 - 354 - 355 - 357 - 359
370 - 371 - 375 - 377 - 378 - 380 - 381 - 385 - 388
390 - 391 - 395 - 399
4335 - 4339 - 4355 - 4531
531 - 541
770 - 771 - 775 - 777 - 778 - 780 - 781 - 782 - 785 - 788
790 - 791 - 795 - 799
870 - 871 - 875 - 877 - 878 - 880 - 881 - 882 - 885 - 888
890 - 891 - 895 - 899
990 - 991 - 995 - 999

Per profili tipo - For profiles type
R 40, R 50

COD.	Materiale - *Material*	kg		
02881 X	Acciaio inox - *Stainless steel*	0,154	10	-

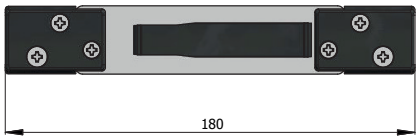

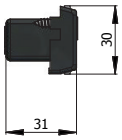

Per serrature serie - For locks series
1261 - 1271 - 1281
1401 - 1411
1501
1661 - 1671 - 1681
4401 - 4411

Per deviatori serie - For deviators series
0661 - 0662

Per deviatori multipunto catenaccio basculante
For deviators of multi-point locks with tipping dead bolt

Per profili tipo - For profiles type
R 40, R 50

COD.	Materiale - *Material*	kg		
02894 X	Acciaio inox - *Stainless steel*	0,160	10	-

Contropiastre regolabili in acciaio inox
Stainless steel adjustable striking plates

Per serrature serie - For locks series

1260-1265-1267-1268-1270-1275-1277-1278-1280-1285-1287-1288
1300-1305
1400-1405-1408-1408Q-1409-1409Q-1410-1415-1418-1418Q
1500-1505-1508-1508Q
1660-1665-1667-1668-1670-1675-1677-1678-1680-1685-1687-1688
320-322-328-330-332-338-340-342-345-348-350-352-358
4320-4328-4330-4338-4340-4350
4400-4405-4408-4408Q-4409-4409Q-4410-4415-4418-4418Q
4530-4535
530-535-540-545

Per profili tipo - For profiles type
R 40, R 50

COD.	Materiale - *Material*	kg		
02896 X	Acciaio inox - *Stainless steel*	0,185	10	-

Serie 030 X

Per profili tipo - For profiles type
All.co 5 Sormonto

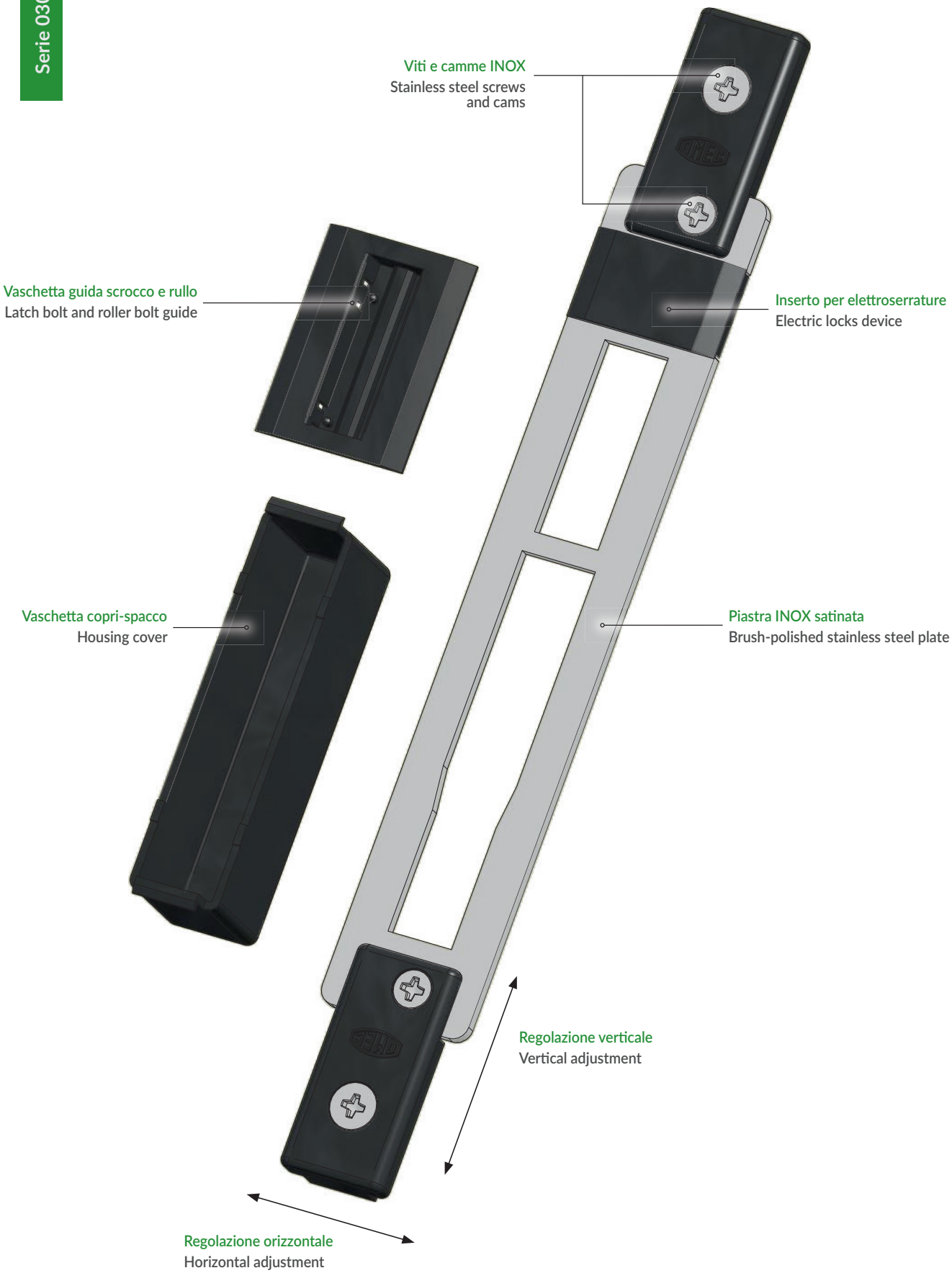

Contropiastre regolabili in acciaio inox
Stainless steel adjustable striking plates



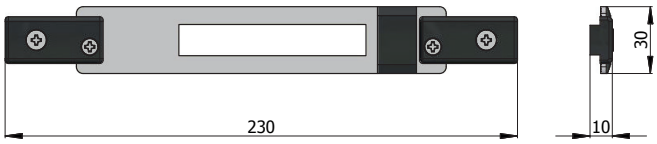

Per serrature serie - For locks series

11140 - 11141 - 11145 - 11170 - 11171 - 11175
1940 - 1941 - 1945 - 1970 - 1971 - 1975
41140 - 41141 - 41145 - 41170 - 41171 - 41175
4940 - 4941 - 4945 - 4970 - 4971 - 4975
5930 - 5931 - 5935 - 5938 - 5940 - 5941 - 5945 - 5948
5950 - 5951 - 5960 - 5961 - 5965 - 5968
5970 - 5971 - 5975 - 5978 - 5980 - 5981

Per profili tipo - For profiles type
All.co 5 Sormonto

COD.	Materiale - *Material*	kg		
03021 X	Acciaio inox - *Stainless steel*	0,148	10	-

NEW



Per serrature serie - For locks series

1401S - 1411S
1501S
1601 - 1601S - 1611 - 1611S - 1621 - 1621S - 1631 - 1631S
1701 - 1701S - 1721 - 1721S - 1741S - 1761S

Per deviatori serie - For deviators series

0661S - 0761 - 0761S

Per deviatori serrature multipunto ad ingranaggi e con cassa da 15 mm (tranne serie 1740S - 1760S)

For deviators of vertical multi-point locks with gear mechanism movements and with 15 mm lockcase (but series 1740S - 1760S)

Sostituisce cod. 03074 X
Replaces cod. 03074 X

Per profili tipo - For profiles type
All.co 5 Sormonto

COD.	Materiale - *Material*	kg		
03044 X	Acciaio inox - *Stainless steel*	0,137	10	-

Contropiastre regolabili in acciaio inox
Stainless steel adjustable striking plates

NEW

Per serrature serie - For locks series

1400S - 1405S - 1410S - 1415S
1500S - 1505S
1600 - 1600S - 1605 - 1605S -1610 - 1610S - 1615 - 1615S
1620 - 1620S - 1625 - 1625S - 1630 -1630S - 1635 - 1635S
1700 - 1700S - 1705 -1705S - 1720 - 1720S - 1725 - 1725S
1740S - 1745S - 1760S - 1765S

Per profili tipo - For profiles type
All.co 5 Sormonto

Sostituisce cod. 03076 X
Replaces cod. 03076 X

COD.	Materiale - *Material*	kg		
03046 X	Acciaio inox - *Stainless steel*	0,165	10	-

NEW



Per deviatori serie - For deviators series
0766S

Per deviatori multipunto serie - For multipoint deviators series
1740S - 1760S

Per profili tipo - For profiles type
All.co 5 Sormonto

COD.	Materiale - *Material*	kg		
03049 X	Acciaio inox - *Stainless steel*	0,165	10	-



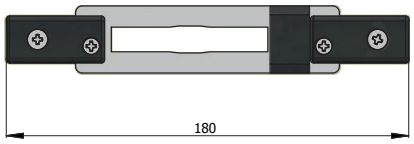



Per serrature serie - For locks series

1301
1770 - 1771 - 1775 - 1777 - 1780 - 1781 - 1785
327 - 334 - 335 - 337 - 339 - 351 - 354 - 355 - 357 - 359
370 - 371 - 375 - 377 - 378 - 380 - 381 - 385 - 388
390 - 391 - 395 - 399
4335 - 4339 - 4355 - 4531
531 - 541
770 - 771 - 775 - 777 - 778 - 780 - 781 - 782 - 785 - 788
790 - 791 - 795 - 799
870 - 871 - 875 - 877 - 878 - 880 - 881 - 882 - 885 - 888
890 - 891 - 895 - 899
990 - 991 - 995 - 999

Per profili tipo - For profiles type
All.co 5 Sormonto

COD.	Materiale - *Material*	kg		
03081 X	Acciaio inox - *Stainless steel*	0,128	10	-

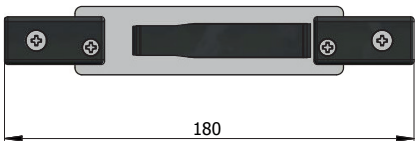

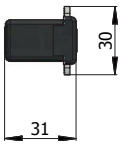

Per serrature serie - For locks series

1261 - 1271 - 1281
1401 - 1411
1501
1661 - 1671 - 1681
4401 - 4411

Per deviatori serie - For deviators series
0661 - 0662

Per deviatori multipunto catenaccio basculante
For deviators of multi-point locks with tipping dead bolt

Per profili tipo - For profiles type
All.co 5 Sormonto

COD.	Materiale - *Material*	kg		
03094 X	Acciaio inox - *Stainless steel*	0,132	10	-

Contropiastre regolabili in acciaio inox
Stainless steel adjustable striking plates

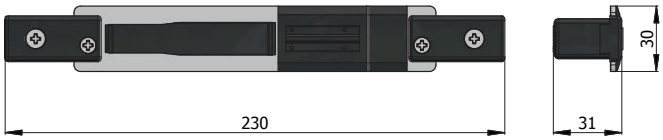

Per serrature serie - For locks series

1260-1265-1267-1268-1270-1275-1277-1278-1280-1285-1287-1288
1300-1305
1400-1405-1408-1408Q-1409-1409Q-1410-1415-1418-1418Q
1500-1505-1508-1508Q
1660-1665-1667-1668-1670-1675-1677-1678-1680-1685-1687-1688
320-322-328-330-332-338-340-342-345-348-350-352-358
4320-4328-4330-4338-4340-4350
4400-4405-4408-4408Q-4409-4409Q-4410-4415-4418-4418Q
4530-4535
530-535-540-545

Per profili tipo - For profiles type
All.co 5 Sormonto

COD.	Materiale - *Material*	kg		
03096 X	Acciaio inox - *Stainless steel*	0,160	10	-

Certificazioni
Certifications ..... pag. 392

Maniglioni antipanico
Panic exit devices ..... pag. 395

Comandi esterni
Outside accessories ..... pag. 398

Accessori per maniglioni antipanico
Accessories for panic exit devices ..... pag. 401

Schemi di applicazione per porte ad un'anta
Schemes for single doors ..... pag. 402

Schemi di applicazione per porte a due ante
Schemes for double doors ..... pag. 403

LOMEC
MADE IN ITALY
ICIM
0425
LOMEC
MADE IN ITALY
ICIM
0425

ACCREDIA
L'ENTE ITALIANO DI ACCREDITAMENTO

SGQ N° 004 A SSI N° 008 G
SGA N° 005 D PRD N° 004 B
SCR N° 006 F ISP N° 046 E
PRS N° 082 C SGE N° 005 M

Membro degli Accordi di Mutuo Riconoscimento EA, IAF e ILAC
Signatory of EA, IAF and ILAC Mutual Recognition Agreements

ICIM

Certificazione di Prodotto
Product Certification

Certificato N.
Certificate No. **087AD/3**

ALL'AZIENDA / *TO THE FIRM*

OMEC SERRATURE S.p.A.

Via Caselli, 22
25065 Lumezzane Pieve (BS) Italy

UNITÀ OPERATIVE / *OPERATIVES UNITS*

PER I SEGUENTI PRODOTTI / *FOR THE FOLLOWING PRODUCTS*

DISPOSITIVI ANTIPANICO PER USCITE DI SICUREZZA AZIONATI MEDIANTE UNA BARRA ORIZZONTALE
PANIC EXIT DEVICES

CON DENOMINAZIONE COMMERCIALE / *WITH TRADE NAME/S*

serie 6210
art.i 6211, 6211DX, 6211SX, 6212, 6212DX, 6212SX, 6213, 6213DX, 6213SX, 6211**, 6211**DX, 6211**SX, 6212**, 6212**DX, 6212**SX, 6213**, 6213**DX, 6213**SX, 1080017, 1080027, 1080037, 1080047, 1080057.

Con kit art.i 6040, 6040**,6041, 6041**, 6032, 6032**, 1080110, 1080111, 1080120, 1080121, 1080130, 1080131, 1080140, 1080141, 1080150, 1080151.

Con barra orizzontale art.i 6005**, 6006**, 1080018, 1080028, 1080038, 1080048, 1080058

CONFORMEMENTE ALLA NORMA ED AL DOCUMENTO NORMATIVO ICIM
IN COMPLIANCE WITH THE STANDARD AND WITH ICIM NORMATIVE DOCUMENT

EN 1125:2008 - ICIM 70R010

CON CLASSIFICAZIONE EN 1125 :08 § 7.0 / *WITH CLASSIFICATION EN1125 :08 § 7.0*

3 7 7 A 1 4 2 2 A A

CON CLASSIFICAZIONE ICIM 70R010 APP. E / *WITH CLASSIFICATION ICIM 70R010 ANNEX E*

3 500.000 300 A 1 4 2 2 A A

ICIM S.p.A.

PRIMA EMISSIONE FIRST ISSUE	EMISSIONE CORRENTE *CURRENT ISSUE*	DATA DI SCADENZA EXPIRING DATE
15/12/2005	**15/12/2014**	**14/12/2017**

0059CERT_00_IT

ICIM S.p.A. a socio unico - Piazza Don Enrico Mapelli, 75 - 20099 Sesto San Giovanni (MI)

CE
0425

ICIM

Certificato di costanza delle prestazioni
Certificate of constancy of performance

Certificato N.
Certificate No. **0425 - CPR - 0997**

In conformità al Regolamento 305/2011/EU del Parlamento Europeo e del Consiglio del 9 marzo 2011 (Regolamento Prodotti da Costruzione o CPR), questo certificato si applica al prodotto da costruzione
In compliance with Regulation 305/2011/EU of the European Parliament and of the Council of 9 March 2011 (the Construction Products Certification or CPR), this certificate applies to the construction product

ORGANISMO NOTIFICATO / *NOTIFIED BODY*

ICIM S.p.A. - Identification number: 0425
Piazza Don Enrico Mapelli, 75 - 20099 Sesto San Giovanni (MI) - ITALY

DATI FABBRICANTE / *MANUFACTURER DETAILS*

OMEC SERRATURE S.p.A.

SEDE LEGALE
HEAD OFFICE
Via Caselli, 22
25065 LUMEZZANE PIEVE (BS) - ITALY

UNITÀ OPERATIVA
PRODUCTION UNIT
Via Caselli, 22
25065 LUMEZZANE PIEVE (BS) - ITALY

DATI PRODOTTO / *PRODUCT DETAILS*

TIPOLOGIA / *TYPE* **Dispositivi antipanico per uscite di sicurezza azionati mediante una barra orizzontale / *Panic exit devices***

SERIE / *SERIES* **6210**

Caratteristiche: vedi Allegato / *Characteristics: see Annex*

Questo certificato attesta che tutte le disposizione riguardanti la valutazione e la verifica della costanza della prestazione e le prestazioni descritte nell'allegato ZA della norma EN 1125:2008 + EC1:2009 nell'ambito del sistema 1 sono applicati e che i prodotti soddisfano tutti i requisiti prescritti di cui sopra
This certificate attests that all provisions concerning the assessment and verification of constancy of performance and the performances described in Annex ZA of the standard EN 1125 :2008 + EC1:2009 under system 1 are applied and that the products fulfi) all the prescribed requirements set out above.

Questo certificato è stato emesso per la prima volta il 15/12/2005 e ha validità sino a che i metodi di prova e/o i requisiti del controllo della produzione in fabbrica stabiliti nella norma armonizzata, utilizzati per valutare la prestazione delle caratteristiche dichiarate, non cambino, e il prodotto e le condizioni di produzione nello stabilimento non subiscano modifiche significative.
This certificate was first issued on 15/12/2005 and will remain valid as long as the test methods and/or factory production control requirements included in the harmonized standard, used to assess the performance of the declared characteristics, do not change, and the product, and the manufacturing conditions in the plant are not modified significantly.

Il presente Certificato è da ritenersi valido solo se accompagnato dal relativo Allegato / *This Certificate is valid only with the relative Annex*

ICIM S.p.A.

EMISSIONE
ISSUE
10/11/2015

0070CERT_00_IT

ICIM S.p.A. a socio unico - Piazza Don Enrico Mapelli, 75 - 20099 Sesto San Giovanni (MI)

PROGETTATO E TESTATO SECONDO LA NORMA EUROPEA UNI EN 1125:2008
DESIGNED AND TESTED ACCORDING TO THE EUROPEAN STANDARD UNI EN 1125:2008

3	CATEGORIA D'USO 3 = uso molto frequente da parte di persone che possono non prestare attenzione, cioè possibilità di incidente o uso improprio	CATEGORY OF USE 3 = high frequency of use where there is little incentive to exercise care; i.e. where there is a chance of an accident occurring and of misuse
7	DURABILITÀ 6 = 100.000 cicli 7 = 200.000 cicli Classificazione ICIM = 500.000 cicli	DURABILITY 6 = 100.000 test cycles 7 = 200.000 test cycles ICIM Classification = 500.000 test cycles
7	MASSA DELLA PORTA 5 = fino a 100 Kg 6 = fino a 200 Kg 7 = oltre 200 Kg Classificazione ICIM = 300 Kg	DOOR MASS 5 = up to 100 Kg 6 = up to 200 Kg 7 = over 200 Kg ICIM Classification = 300 Kg
A	IDONEITÀ ALL'USO SU PORTE TAGLIAFUOCO/ANTIFUMO 0 = non adatto a porte tagliafuoco/antifumo A = adatto a porte antifumo B = adatto a porte tagliafuoco/antifumo	SUITABILITY FOR USE ON FIRE/SMOKE DOORS 0 = not approved for use on fire/smoke doors A = suitable for use on smoke doors B = suitable for use on fire/smoke doors
1	SICUREZZA PER LE PERSONE 1 = grado massimo per garantire la sicurezza delle persone	SAFETY 1 = top grade: all panic exit devices have a critical safety function
4	RESISTENZA ALLA CORROSIONE 3 = alta resistenza (96 h) 4 = altissima resistenza (240 h)	CORROSION RESISTANCE 3 = high resistance (96 h) 4 = very high resistance (240 h)
2	SICUREZZA PER I BENI 2 = la sicurezza dei beni risulta secondaria rispetto a quella delle persone	SECURITY 2 = security requirements are secondary to those of safety
2	SPORGENZA DELLA BARRA 1 = fino a 150 mm (maggiorata) 2 = fino a 100 mm (standard)	PROJECTION OF HORIZONTAL BAR 1 = up to 150 mm (large) 2 = up to 100 mm (standard)
A	TIPO DI AZIONAMENTO A = barra a spinta B = barra a contatto	TYPE OF HORIZONTAL BAR OPERATION A = push bar B = touch bar
A	CAMPO DI APPLICAZIONE DELLA PORTA A = porta ad un'anta o porta a due ante: anta attiva o passiva B = solo porta ad un'anta C = porta a due ante, solo anta passiva	FIELD OF DOOR APPLICATION A = single door, double door: active or inactive B = single door only C = double door, inactive leaf only

Triplice (modulare) - Three locking points (modular)

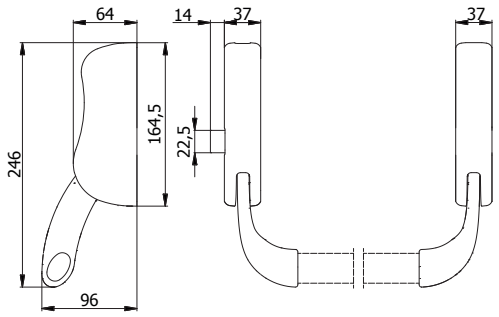

CARATTERISTICHE COSTRUTTIVE: Scatole in acciaio zincato - Coperchi in alluminio verniciato - Leve in lega speciale verniciata - Scrocco in lega speciale cromata - Molle in acciaio inox.

FUNZIONAMENTO: Scrocco comandato dalla barra orizzontale o dai comandi esterni.

PARTI IN DOTAZIONE: Contropiastra laterale, tappi in nylon, viti di fissaggio, istruzioni di montaggio, dime di foratura.

CONSTRUCTIVE FEATURES: Zinc-plated steel cases - Painted aluminium covers - Painted special alloy levers - Chromed special alloy latch bolt - Stainless steel springs.

WORKING: Horizontal bar or outside accessories driven latch bolt.

PROVIDED WITH: Side striker, nylon plugs, fixing screws, assembling instructions, templates for drilling.

COD.	Mano - *Hand*	Finitura - *Finishing*			kg		
6213	Reversibile - *Reversible*	Nero - *Black*	RAL 9005		2,18	1	10
6213/B	Reversibile - *Reversible*	Bianco - *White*	RAL 9010		2,18	1	10
6213/B16	Reversibile - *Reversible*	Bianco - *White*	RAL 9016		2,18	1	10
6213/G	Reversibile - *Reversible*	Grigio - *Grey*	RAL 7040		2,18	1	10
6213/X	Reversibile - *Reversible*	Inox satinato *Satinized stainless steel*	-		2,18	1	10
6213 DX	Destro - *Right*	Nero - *Black*	RAL 9005		1,95	1	10
6213/B DX	Destro - *Right*	Bianco - *White*	RAL 9010		1,95	1	10
6213/B16 DX	Destro - *Right*	Bianco - *White*	RAL 9016		1,95	1	10
6213/G DX	Destro - *Right*	Grigio - *Grey*	RAL 7040		1,95	1	10
6213/X DX	Destro - *Right*	Inox satinato *Satinized stainless steel*	-		1,95	1	10
6213 SX	Sinistro - *Left*	Nero - *Black*	RAL 9005		1,95	1	10
6213/B SX	Sinistro - *Left*	Bianco - *White*	RAL 9010		1,95	1	10
6213/B16 SX	Sinistro - *Left*	Bianco - *White*	RAL 9016		1,95	1	10
6213/G SX	Sinistro - *Left*	Grigio - *Grey*	RAL 7040		1,95	1	10
6213/X SX	Sinistro - *Left*	Inox satinato *Satinized stainless steel*	-		1,95	1	10

Barre orizzontali - Horizontal bars



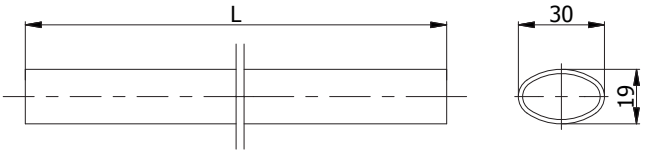

MATERIALE: Acciaio verniciato.
PARTI IN DOTAZIONE: Tappi in nylon.

MATERIAL: Painted steel.
PROVIDED WITH: Nylon plugs.

COD.	L	Finitura - *Finishing*			kg		
6005 AB	1130	Bianco - *White*	RAL 9010		1,06	10	-
6005 AB16	1130	Bianco - *White*	RAL 9016		1,06	10	-
6005 AG	1130	Grigio - *Grey*	RAL 7040		1,06	10	-
6005 AN	1130	Nero - *Black*	RAL 9005		1,06	10	-
6005 AR	1130	Rosso - *Red*	RAL 3020		1,06	10	-
6005 AV	1130	Verde - *Green*	RAL 6024		1,06	10	-
6006 AB	1480	Bianco - *White*	RAL 9010		1,32	10	-
6006 AB16	1480	Bianco - *White*	RAL 9016		1,32	10	-
6006 AG	1480	Grigio - *Grey*	RAL 7040		1,32	10	-
6006 AN	1480	Nero - *Black*	RAL 9005		1,32	10	-
6006 AR	1480	Rosso - *Red*	RAL 3020		1,32	10	-
6006 AV	1480	Verde - *Green*	RAL 6024		1,32	10	-

MATERIALE: Acciaio inox.
PARTI IN DOTAZIONE: Tappi in nylon.

MATERIAL: Stainless steel.
PROVIDED WITH: Nylon plugs.

COD.	L	Finitura - *Finishing*		kg		
6005 X	1130	Satinato - *Satinized*		1,20	10	-
6006 X	1330	Satinato - *Satinized*		1,50	10	-

Kit deviatori alto/basso - Top and bottom bolts kit



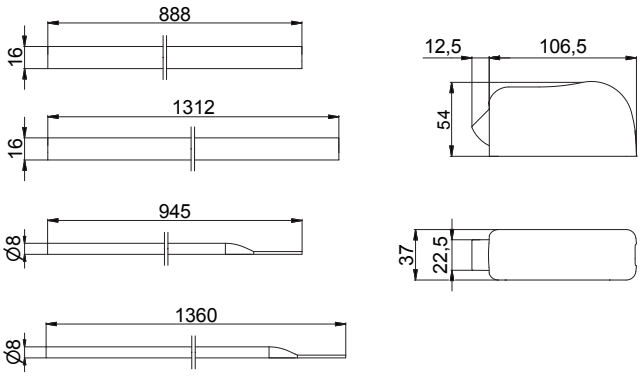

CARATTERISTICHE COSTRUTTIVE: Scatole in acciaio zincato - Coperchi in alluminio verniciato - Scrocchi in lega speciale cromata - Molle in acciaio inox - Aste in acciaio zincato - Copriasta in alluminio verniciato.

APPLICAZIONE: Maniglioni antipanico triplici.

PARTI IN DOTAZIONE: Contropiastra laterale, contropiastra a pavimento, viti e accessori di fissaggio.

CONSTRUCTIVE FEATURES: Zinc-plated steel cases - Painted aluminium covers - Chromed special alloy latch bolts - Stainless steel springs - Zinc-plated steel rods - Painted aluminium cover rod.

APPLICATION: Three locking points panic exit devices.

PROVIDED WITH: Side striker, floor striker, fixing screws and fixing accessories.

COD.	Finitura - *Finishing*			kg		
6040	Nero - *Black*	RAL 9005		2,22	1	-
6040/B	Bianco - *White*	RAL 9010		2,22	1	-
6040/B16	Bianco - *White*	RAL 9016		2,22	1	-
6040/G	Grigio - *Grey*	RAL 7040		2,22	1	-
6040/X	Inox satinato *Satinized stainless steel*			2,22	1	-

Kit deviatori laterali - Side latches kit

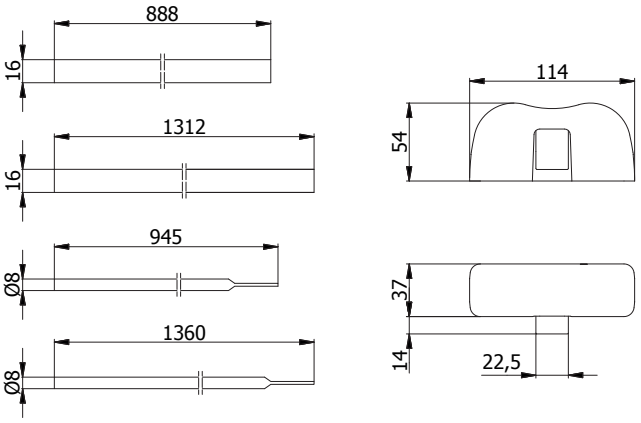

CARATTERISTICHE COSTRUTTIVE: Scatole in acciaio zincato - Coperchi in alluminio verniciato - Scrocchi in lega speciale cromata - Molle in acciaio inox - Aste in acciaio zincato - Copriasta in alluminio verniciato.

APPLICAZIONE: Maniglioni antipanico triplici.

PARTI IN DOTAZIONE: 2 contropiastre laterali, viti e accessori di fissaggio.

CONSTRUCTIVE FEATURES: Zinc-plated steel cases - Painted aluminium covers - Chromed special alloy latch bolts - Stainless steel springs - Zinc-plated steel rods - Painted aluminium cover rod.

APPLICATION: Three locking points panic exit devices.

PROVIDED WITH: 2 side strikers, fixing screws and fixing accessories.

COD.	Finitura - *Finishing*			kg		
6041	Nero - *Black*	RAL 9005		2,21	1	-
6041/B	Bianco - *White*	RAL 9010		2,21	1	-
6041/B16	Bianco - *White*	RAL 9016		2,21	1	-
6041/G	Grigio - *Grey*	RAL 7040		2,21	1	-
6041/X	Inox satinato *Satinized stainless steel*			2,21	1	-

Placca esterna con maniglia e cilindro - Outside plate with handle and cylinder

CARATTERISTICHE COSTRUTTIVE: Scatola e maniglia in lega speciale verniciata - Coperchio in acciaio zincato e plastificato - Cilindro in ottone nichelato.

FUNZIONAMENTO: Apertura porta comandata dalla maniglia - Blocco maniglia comandato dalla chiave (maniglia fissa).

PARTI IN DOTAZIONE: 3 chiavi, viti di fissaggio, istruzioni di montaggio, dima di foratura.

CONSTRUCTIVE FEATURES: Painted special alloy case and handle - Zinc and plastic plated steel cover - Nickel-plated brass cylinder.

WORKING: Door opened by the handle - Handle interlock is controlled by the key (blocked handle).

PROVIDED WITH: 3 keys, fixing screws, assembling instructions, template for drilling.

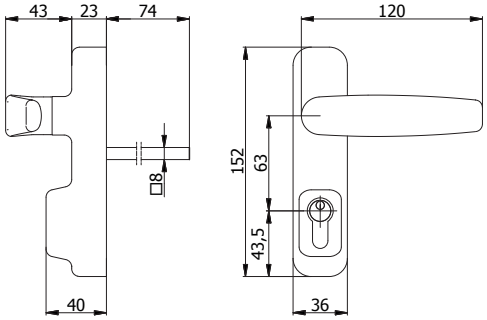

COD.			Finitura - *Finishing*		Kg		
6011	121/04 H	105/05	Nero - *Black* RAL 9005		1,00	1	-
6011/B	121/04 H	105/05	Bianco - *White* RAL 9010		1,00	1	-
6011/B16	121/04 H	105/05	Bianco - *White* RAL 9016		1,00	1	-
6011/G	121/04 H	105/05	Grigio - *Grey* RAL 7040		1,00	1	-
6011/X	121/04 H	105/05	Inox satinato *Satinized stainless steel*		1,00	1	-

Placca esterna con maniglia libera e cilindro - Outside plate with free handle and cylinder

CARATTERISTICHE COSTRUTTIVE: Scatola e maniglia in lega speciale verniciata - Coperchio in acciaio zincato e plastificato - Cilindro in ottone nichelato.

FUNZIONAMENTO: Apertura porta comandata dalla maniglia - Blocco maniglia comandato dalla chiave (maniglia frizionata).

PARTI IN DOTAZIONE: 3 chiavi, viti di fissaggio, istruzioni di montaggio, dima di foratura.

CONSTRUCTIVE FEATURES: Painted special alloy case and handle - Zinc and plastic plated steel cover - Nickel-plated brass cylinder.

WORKING: Door opened by the handle - Handle interlock is controlled by the key (free handle).

PROVIDED WITH: 3 keys, fixing screws, assembling instructions, template for drilling.

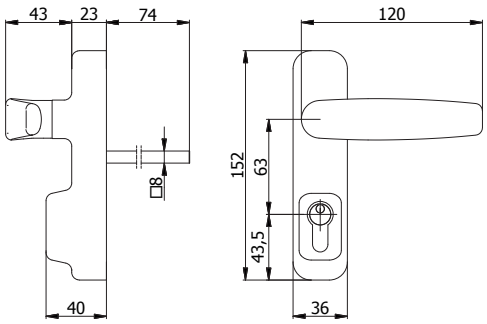

COD.			Finitura - *Finishing*		Kg		
6012	121/04 H	105/05	Nero - *Black* RAL 9005		0,99	1	-
6012/B	121/04 H	105/05	Bianco - *White* RAL 9010		0,99	1	-
6012/B16	121/04 H	105/05	Bianco - *White* RAL 9016		0,99	1	-
6012/G	121/04 H	105/05	Grigio - *Grey* RAL 7040		0,99	1	-
6012/X	121/04 H	105/05	Inox satinato *Satinized stainless steel*		0,99	1	-

Placca esterna con maniglia e cilindro a chiave piatta - Outside plate with handle and flat key cylinder

CARATTERISTICHE COSTRUTTIVE: Scatola e maniglia in lega speciale verniciata - Coperchio in acciaio zincato e plastificato - Cilindro in ottone nichelato.

FUNZIONAMENTO: Apertura porta comandata dalla maniglia - Blocco maniglia comandato dalla chiave (maniglia fissa).

PARTI IN DOTAZIONE: 3 chiavi, viti di fissaggio, istruzioni di montaggio, dima di foratura.

CONSTRUCTIVE FEATURES: Painted special alloy case and handle - Zinc and plastic plated steel cover - Nickel-plated brass cylinder.

WORKING: Door opened by the handle - Handle interlock is controlled by the key (blocked handle).

PROVIDED WITH: 3 keys, fixing screws, assembling instructions, template for drilling.

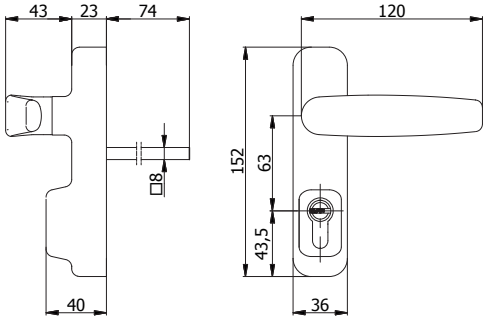

COD.			Finitura - *Finishing*	Kg		
6013	2121/04 H	2020/06	Nero - *Black* RAL 9005	1,02	1	-
6013/B	2121/04 H	2020/06	Bianco - *White* RAL 9010	1,02	1	-
6013/B16	2121/04 H	2020/06	Bianco - *White* RAL 9016	1,02	1	-
6013/G	2121/04 H	2020/06	Grigio - *Grey* RAL 7040	1,02	1	-
6013/X	2121/04 H	2020/06	Inox satinato *Satinized stainless steel*	1,02	1	-

Placca esterna con maniglia libera e cilindro a chiave piatta - Outside plate with free handle and flat key cylinder

CARATTERISTICHE COSTRUTTIVE: Scatola e maniglia in lega speciale verniciata - Coperchio in acciaio zincato e plastificato - Cilindro in ottone nichelato.

FUNZIONAMENTO: Apertura porta comandata dalla maniglia - Blocco maniglia comandato dalla chiave (maniglia frizionata).

PARTI IN DOTAZIONE: 3 chiavi, viti di fissaggio, istruzioni di montaggio, dima di foratura.

CONSTRUCTIVE FEATURES: Painted special alloy case and handle - Zinc and plastic plated steel cover - Nickel-plated brass cylinder.

WORKING: Door opened by the handle - Handle interlock is controlled by the key (free handle).

PROVIDED WITH: 3 keys, fixing screws, assembling instructions, template for drilling.

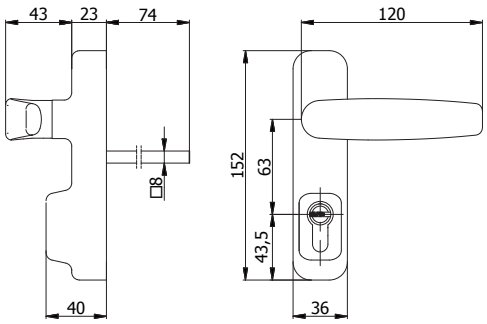

COD.			Finitura - *Finishing*	Kg		
6014	2121/04 H	2020/06	Nero - *Black* RAL 9005	1,01	1	-
6014/B	2121/04 H	2020/06	Bianco - *White* RAL 9010	1,01	1	-
6014/B16	2121/04 H	2020/06	Bianco - *White* RAL 9016	1,01	1	-
6014/G	2121/04 H	2020/06	Grigio - *Grey* RAL 7040	1,01	1	-
6014/X	2121/04 H	2020/06	Inox satinato *Satinized stainless steel*	1,01	1	-

Mezzo cilindro nichelato - Nickel-plated half cylinder

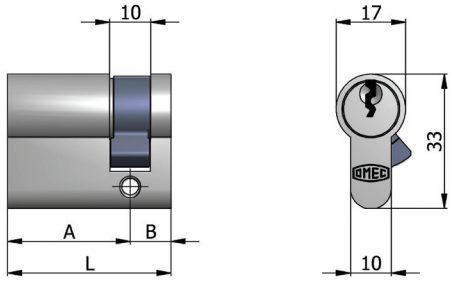

CARATTERISTICHE COSTRUTTIVE: Corpo in ottone nichel satinato - Cilindretto in ottone nichelato - Perni e controperni in ottone - Molle in bronzo fosforoso - Camma DIN disassata di 30° in acciaio autolubrificante - Chiavi in ottone nichelato.

FUNZIONAMENTO: Rotazione della chiave di 360°.

PARTI IN DOTAZIONE: 3 chiavi.

VARIANTI A RICHIESTA: Impianti speciali KA-MK-GMK-CL.

CONSTRUCTIVE FEATURES: Satin nickel-plated brass body - Nickel-plated brass plug - Brass pins - Phosphor bronze springs - Steel off center 30° DIN cam - Nickel-plated brass keys.

WORKING: Turn the key 360°.

PROVIDED WITH: 3 keys.

ON REQUEST: Special keying systems KA-MK-GMK-CL.

COD.	L	A	B			Spessore porta *Door thickness*	kg		
121/04 H*	40	30	10	5	105/05	-	0,14	1	10
121/12 H	97	87	10	5	105/05	60 ÷ 75	0,29	1	5
121/13 H	107	97	10	5	105/05	76 ÷ 85	0,31	1	5
121/24 H	70	60	10	5	105/05	40 ÷ 49	0,22	1	10
121/26 H	80	70	10	5	105/05	50 ÷ 59	0,24	1	10

*Per placche esterne cod.6011-6012
For outside plates cod.6011-6012

Mezzo cilindro nichelato chiave piatta - Nickel-plated half flat key cylinder

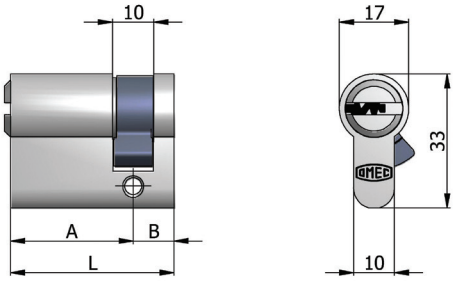

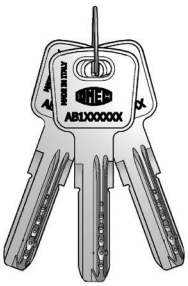

CARATTERISTICHE COSTRUTTIVE: Corpo in ottone nichel satinato - Cilindretto in ottone nichelato - Perni in acciaio inox - Controperni in ottone - Molle in bronzo fosforoso - Camma DIN disassata di 30° in acciaio autolubrificante - Chiavi piatte reversibili in ottone nichelato con numero di codice.

FUNZIONAMENTO: Rotazione della chiave di 360°.

PARTI IN DOTAZIONE: 3 chiavi.

VARIANTI A RICHIESTA: Impianti speciali KA-MK-GMK-CL.

CONSTRUCTIVE FEATURES: Satin nickel-plated brass body - Nickel-plated brass plug - Stainless steel pins - Brass drivers - Phosphor bronze springs - Steel off center 30° DIN cam - Nickel-plated brass reversible flat keys with code number.

WORKING: Turn the key 360°.

PROVIDED WITH: 3 keys.

ON REQUEST: Special keying systems KA-MK-GMK-CL.

COD.	L	A	B			Spessore porta *Door thickness*	kg		
2121/04 H*	40	30	10	6	2020/06	-	0,15	1	10
2121/24 H	70	60	10	6	2020/06	40 ÷ 49	0,26	1	10
2121/26 H	80	70	10	6	2020/06	50 ÷ 59	0,29	1	10
2121/27 H	90	80	10	6	2020/06	60 ÷ 69	0,33	1	5

*Per placche esterne cod.6013-6014
For outside plates cod.6013-6014

Asta lunga per deviatori
Long rod for locking kit

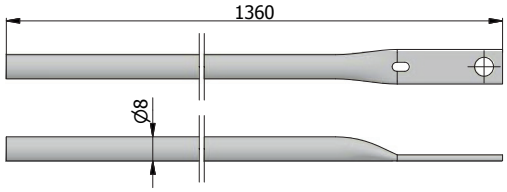

COD.	Materiale - *Material*	kg		
AST006	Acciaio zincato - *Zinc-plated steel*	0,231	10	-

Contropiastra laterale
Side striker

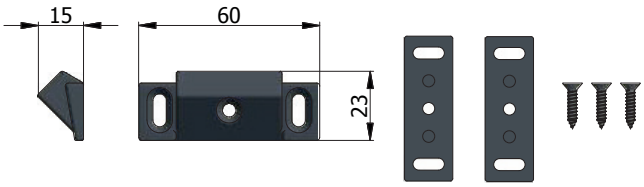

COD.	Materiale - *Material*	kg		
ANY117	Lega speciale verniciata nera *Black painted special alloy*	0,085	10	-
ANY118	Lega speciale cromata *Chromed special alloy*	0,085	10	-

Copriasta lungo
Long cover rod

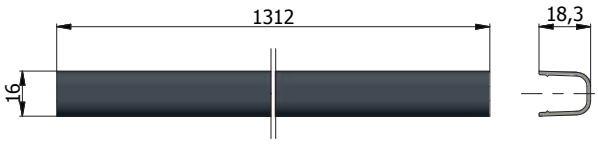

COD.	Materiale - *Material*		kg		
AST016	Alluminio nero - *Black aluminium*	RAL 9005	0,224	10	-
AST022	Alluminio bianco - *White aluminium*	RAL 9010	0,224	10	-
AST025	Alluminio grigio - *Grey aluminium*	RAL 7040	0,224	10	-
AST052	Alluminio satinato - *Satinized aluminium*	-	0,224	10	-
AST055	Alluminio bianco - *White aluminium*	RAL 9016	0,224	10	-

Contropiastra a pavimento
Floor striker

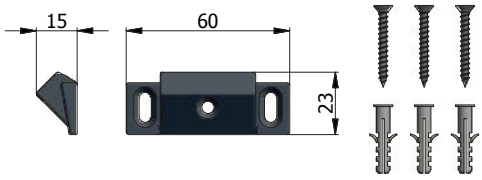

COD.	Materiale - *Material*	kg		
ANY119	Lega speciale verniciata nera *Black painted special alloy*	0,055	10	-
ANY120	Lega speciale cromata *Chromed special alloy*	0,055	10	-

Kit di prolunga per deviatori
Prolongation kit for deviators

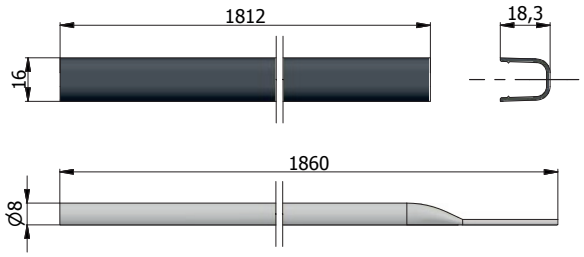

Per porte fino a 3000 mm di altezza
For doors high up to 3000 mm

COD.	Finitura -*Finishing*		kg		
6032	Nero - *Black*	RAL 9005	0,650	5	-
6032/B	Bianco - *White*	RAL 9010	0,650	5	-
6032/B16	Bianco - *White*	RAL 9016	0,650	5	-
6032/G	Grigio - *Grey*	RAL 7040	0,650	5	-
6032/X	Inox satinato - *Satinized stainless steel*		0,650	5	-

Schemi di applicazione per porte ad un'anta
Schemes for single doors

Un punto di chiusura - One locking point

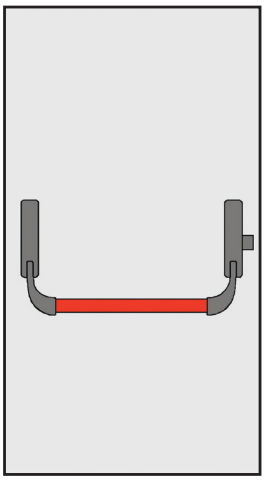

6213
6213 DX

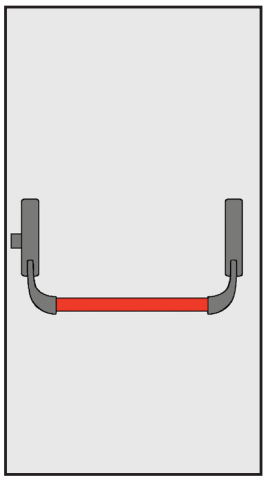

6213
6213 SX

Due punti di chiusura - Two locking points

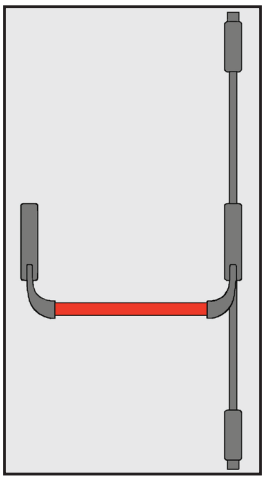

6213 + 6040
6213 DX + 6040

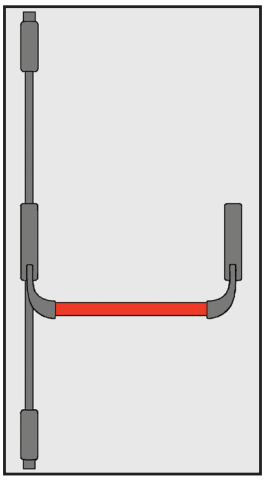

6213 + 6040
6213 SX + 6040

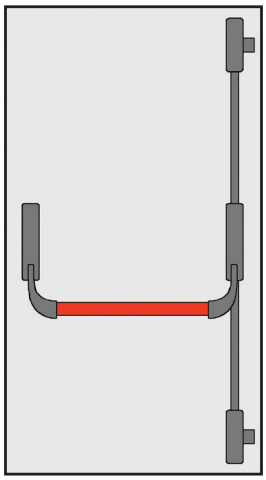

6213 + 6041
6213 DX + 6041

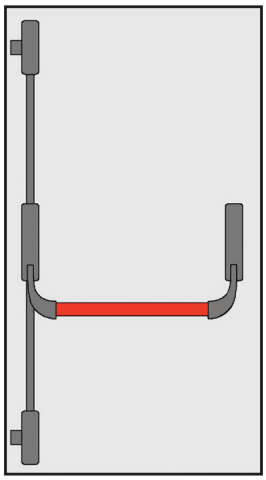

6213 + 6041
6213 SX + 6041

Tre punti di chiusura - Three locking points

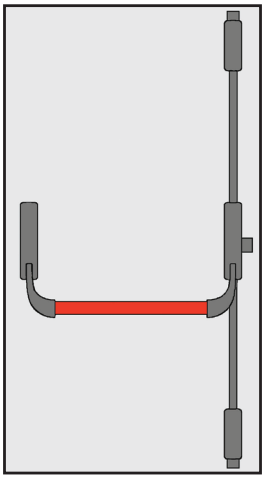

6213 + 6040
6213 DX + 6040

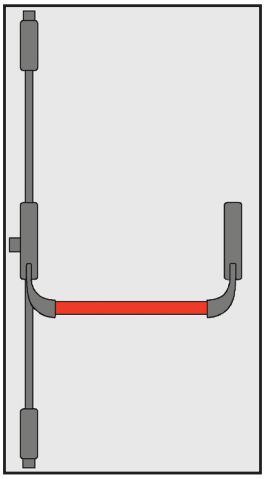

6213 + 6040
6213 SX + 6040

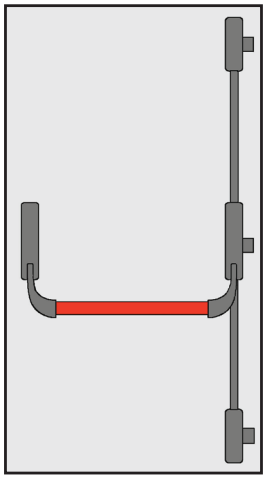

6213 + 6041
6213 DX + 6041

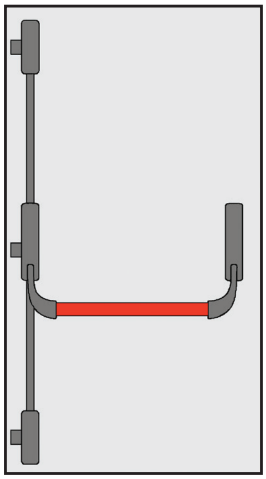

6213 + 6041
6213 SX + 6041

Schemi di applicazione per porte a due ante
Schemes for double doors

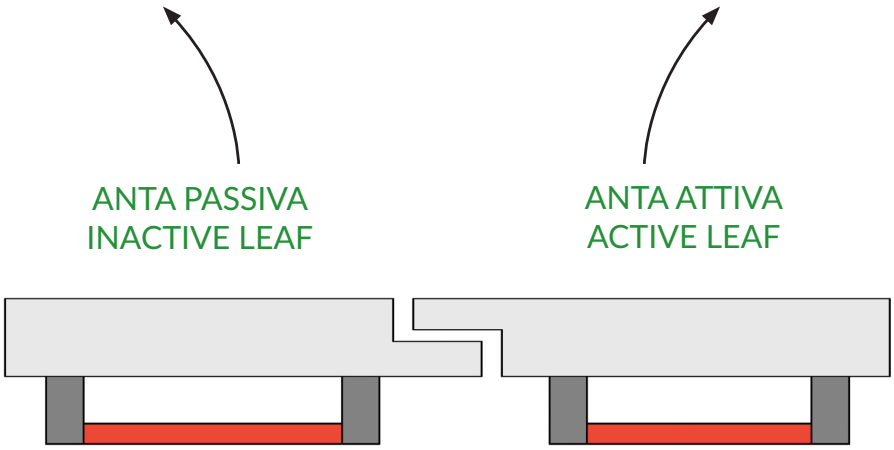

Tre punti di chiusura - Three locking points

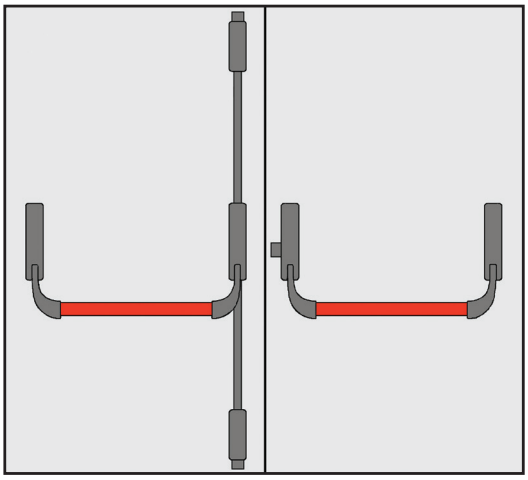

6213 + 6040
6213 DX + 6040

6213
6213 SX

Quattro punti di chiusura - Four locking points

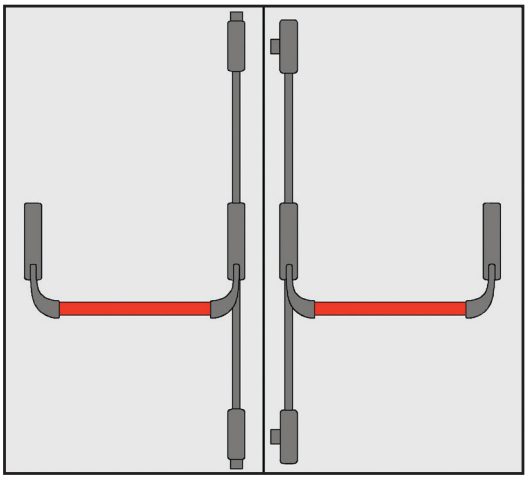

6213 + 6040
6213 DX + 6040

6213 + 6041
6213 SX + 6041

Cinque punti di chiusura - Five locking points

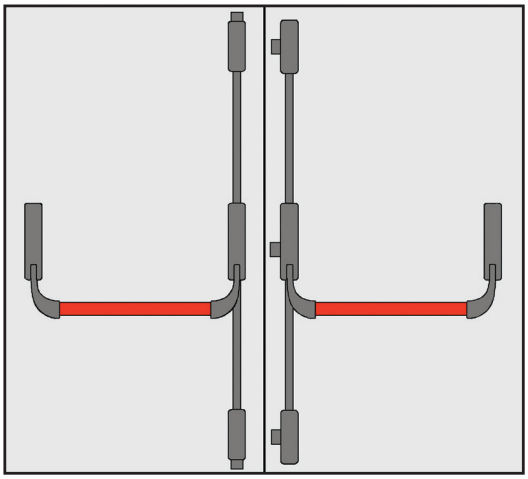

6213 + 6040
6213 DX + 6040

6213 + 6041
6213 SX + 6041

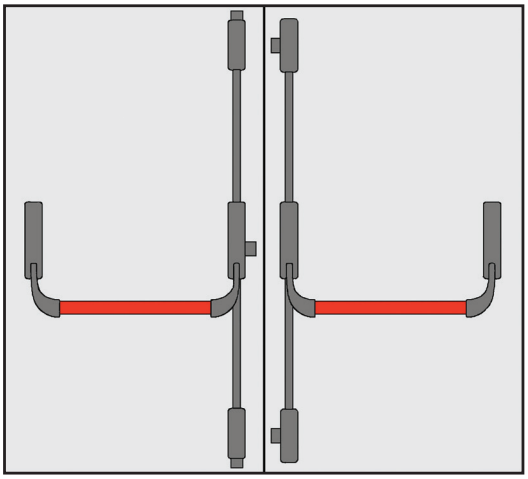

6213 + 6040
6213 DX + 6040

6213 + 6041
6213 SX + 6041